

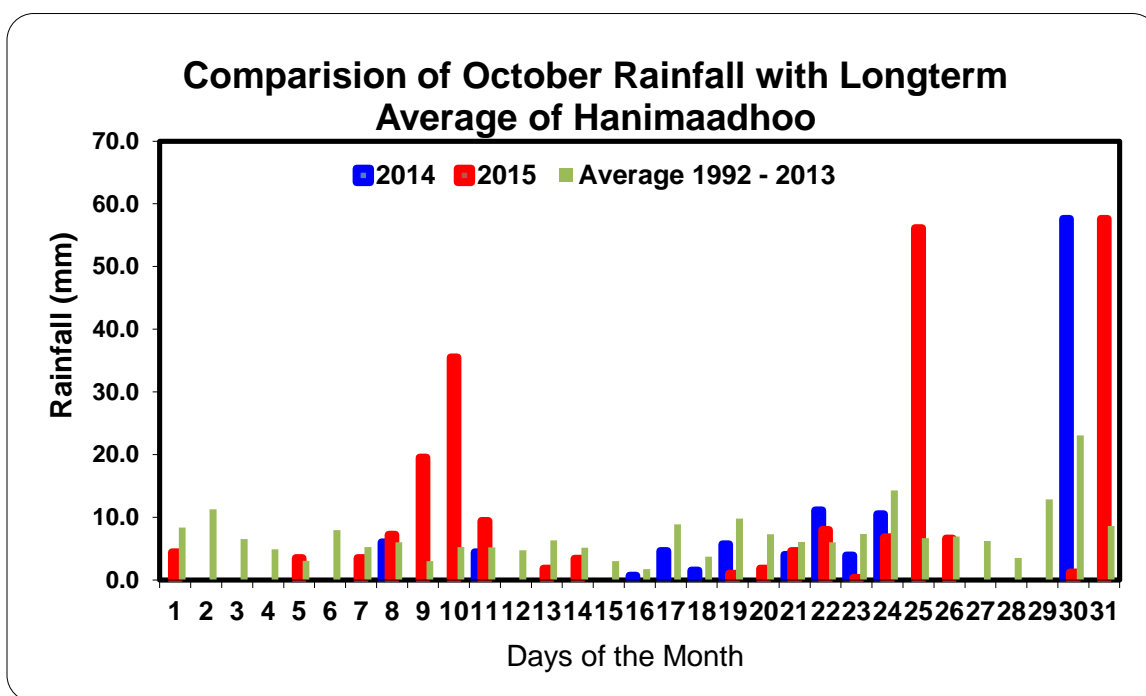


Climate Conditions in October 2015

Date: 07th November 2015

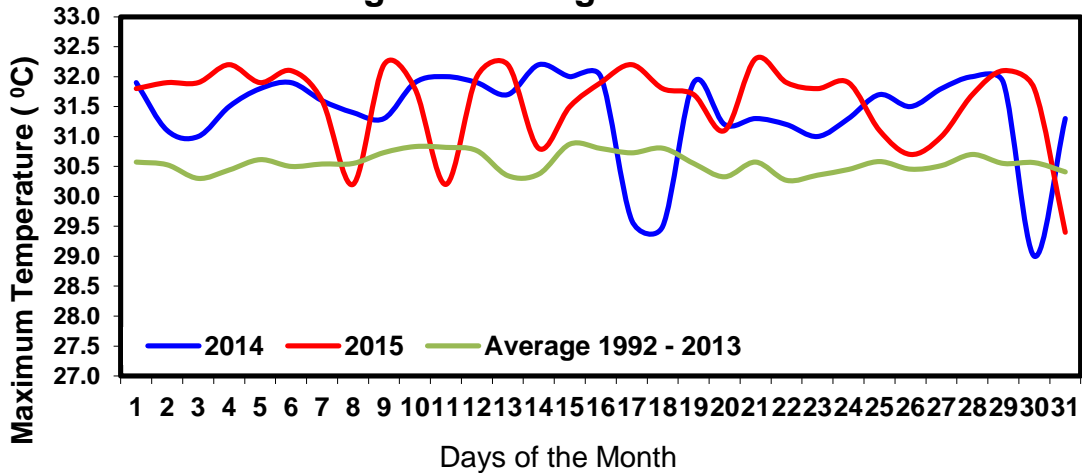
North

Last October, northern part of the country received a total rainfall of 232 mm. The highest rainfall within 24 hours was recorded on the 31st and amounts to 58 mm of rainfall. The rainfall received in October 2014 was 122 mm less than that of last October. Figure below shows daily total rainfall (2014 and 2015) and daily average rainfall for the Month of October for northern part of Maldives.

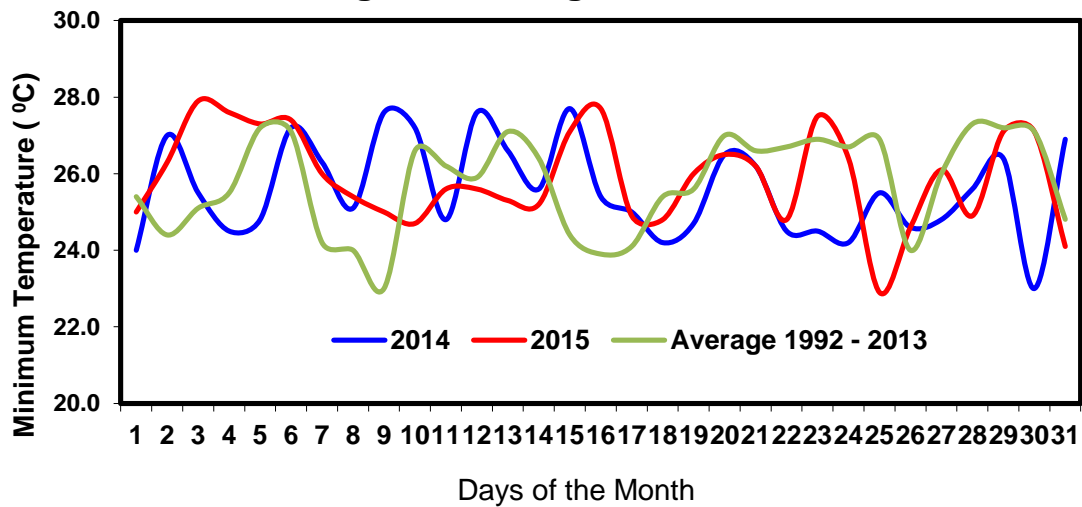


The highest temperature recorded in northern part of the Maldives last October was 32 degree Celsius, which was recorded on 21st. The minimum temperature recorded in the same area for the last month was 22 degree Celsius and was recorded on 25th of October. However, the highest temperature recorded in October 2014 in northern part of the country was 32 degree Celsius, which was recorded on the 14th. Furthermore, the minimum temperature recorded in northern part in October 2014 was 23 degree Celsius, recorded on the 30th. Figure below shows daily maximum and minimum temperature (2014 and 2015) and average maximum and minimum temperature for the Month of October for northern part of Maldives.

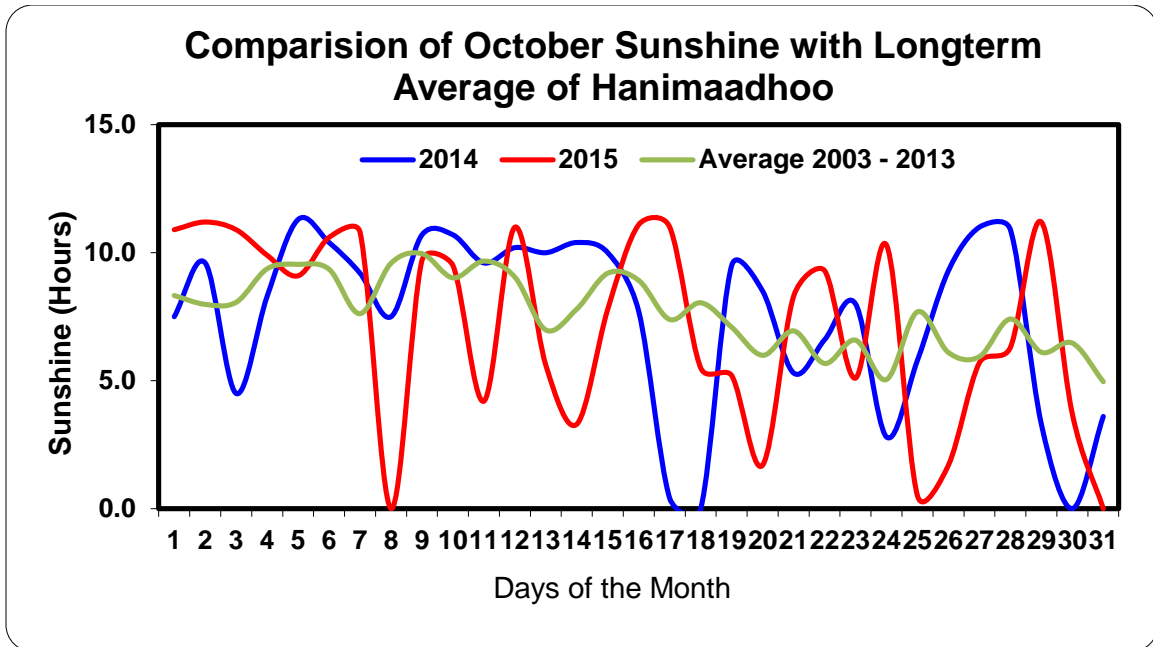
Comparison of October Maximum Temperature with Longterm Average of Hanimaadhoo



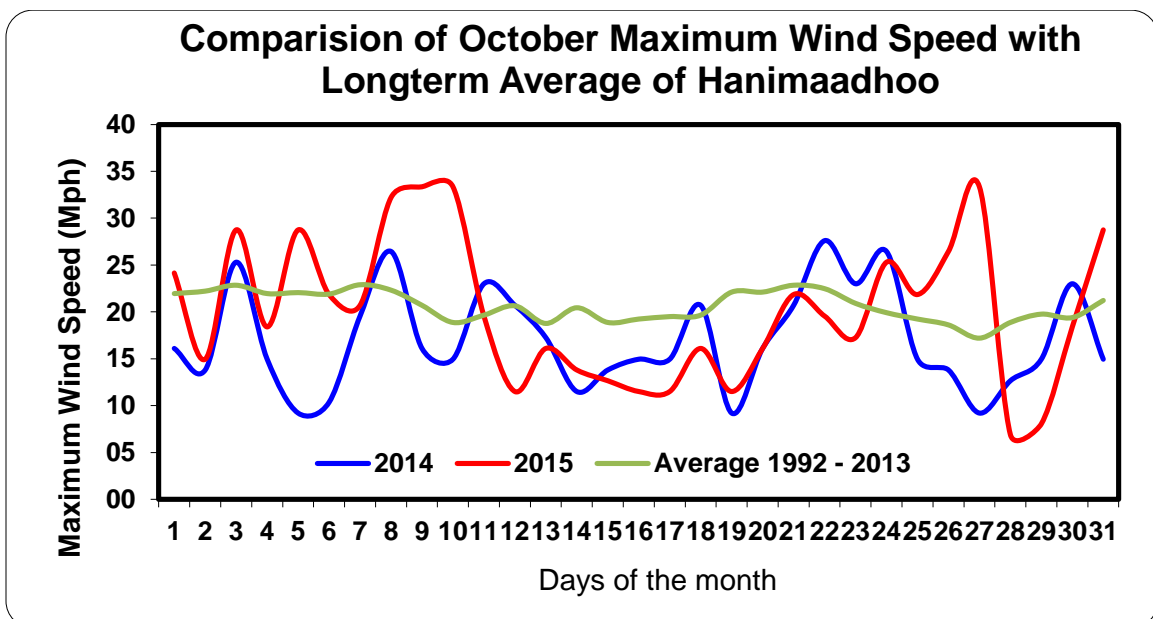
Comparison of October Minimum Temperature with Longterm Average of Hanimaadhoo



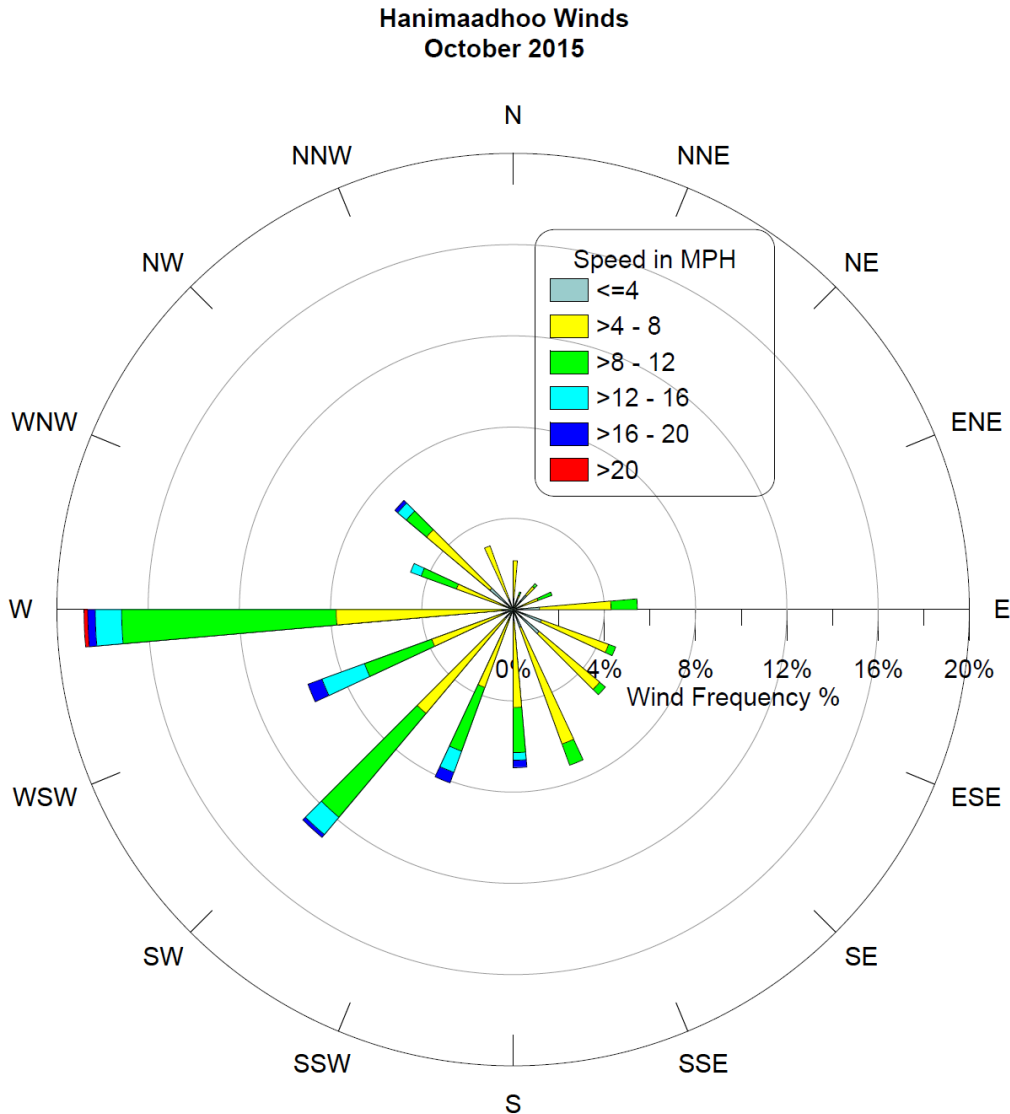
Northern part of the country received sunshine for 29 days last October, which amounts to 221 hours 06 minutes. Furthermore, in October 2014 northern part of the country received sunshine for 29 days, which amounts to 232 hours 36 minutes. Figure below shows daily sunshine (2014 and 2015) and daily average sunshine for the Month of October for northern part of Maldives.



Last October, the maximum wind speed in the northern part was experienced on the 09th at 17:25 hours from *west-north-west*, on the 11th at 04:21 hours from *west* and on the 27th at 10:39 hours from *west* at a speed of 33 mph. Furthermore, the maximum wind speed in the northern part in October 2014 was recorded on 22nd at 11:42 hours from *south* at a speed of 28 mph. Figure below shows daily maximum wind speed (2014 and 2015) and daily average maximum wind speed for the Month of October for northern part of Maldives.



Below is wind frequency chart (Wind rose) of Hanimaadhoo for October 2015.



This is the wind rose for Hanimaadhoo based on hourly wind data of the month October 2015. This rose shows that the winds at Hanimaadhoo during the period blow from the *south-west* and *west* much of the time. In fact, the spokes in the directions *south-south-east*, *south*, *south-south-west*, *west-south-west*, and *north-west* comprise about 35% of all hourly wind directions. This also shows that the wind rarely blows from other directions.

Highest maximum temperature recorded was 34.4 °C on 27 th April 1998

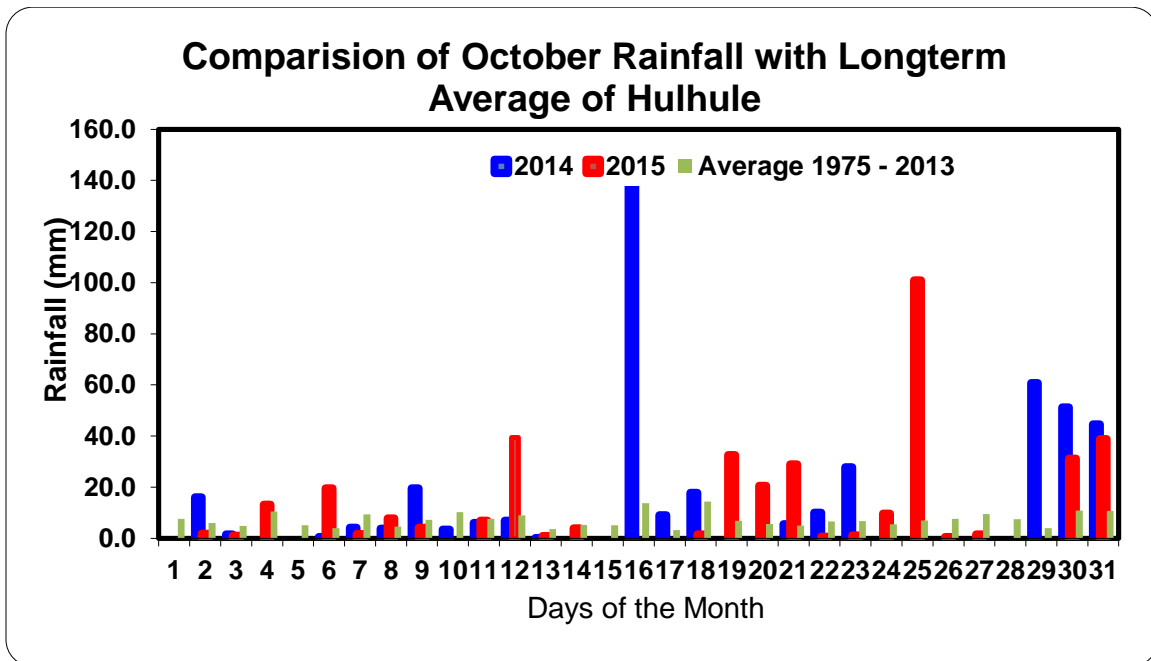
Lowest minimum temperature recorded was 18.2 °C on 23 rd December 2002

Highest wind recorded was 87.4 Miles from NNW on 03 rd October 1991
--

Highest rainfall within 24hrs recorded was 146.9 mm on 26 th May 2008
--

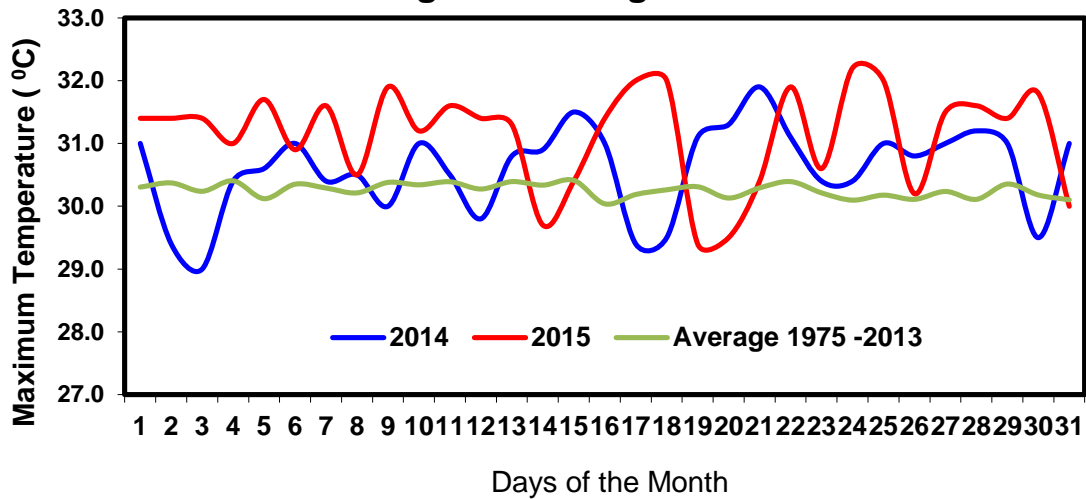
Central part

Last October, central part of the country received a total rainfall of 368 mm. The highest rainfall within 24 hours was recorded on the 25th and amounts to 101 mm of rainfall. The rainfall received in October 2014 was 63 mm more than that of last October. Figure below shows daily total rainfall (2014 and 2015) and daily average rainfall for the Month of October for central part of Maldives.

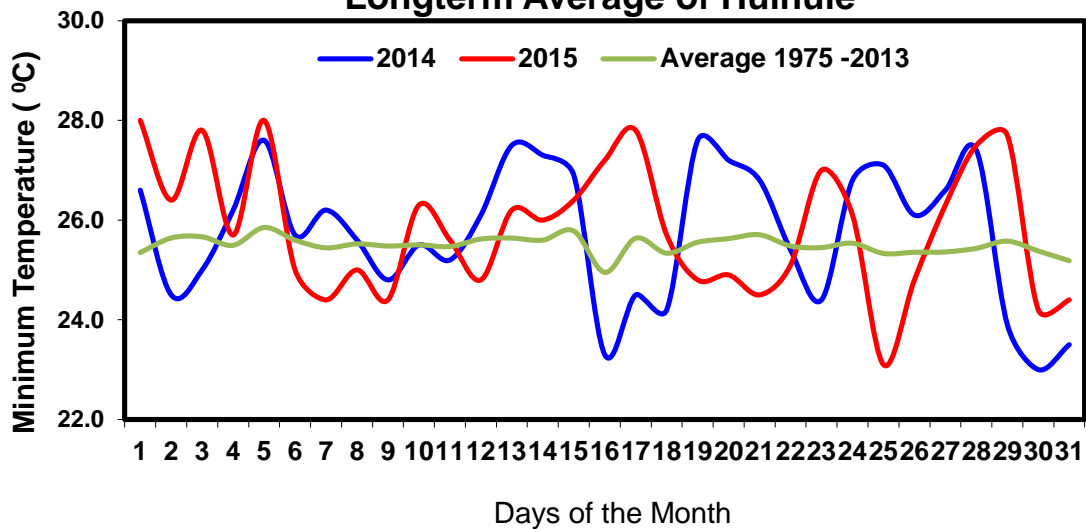


The highest temperature recorded in central part of the Maldives last October was 32 degree Celsius, which was recorded on the 24th. The minimum temperature recorded in the same area for the last month was 23 degree Celsius and was recorded on the 25th. On the other hand, the highest temperature recorded in October 2014 in central part of the country was 32 degree Celsius, which was recorded on the 21st. Furthermore, the minimum temperature recorded in the central part in October 2014 was 23 degree Celsius, recorded on the 30th. Figure below shows daily maximum and minimum temperature (2014 and 2015) and average maximum and minimum temperature for the Month of October for central part of Maldives.

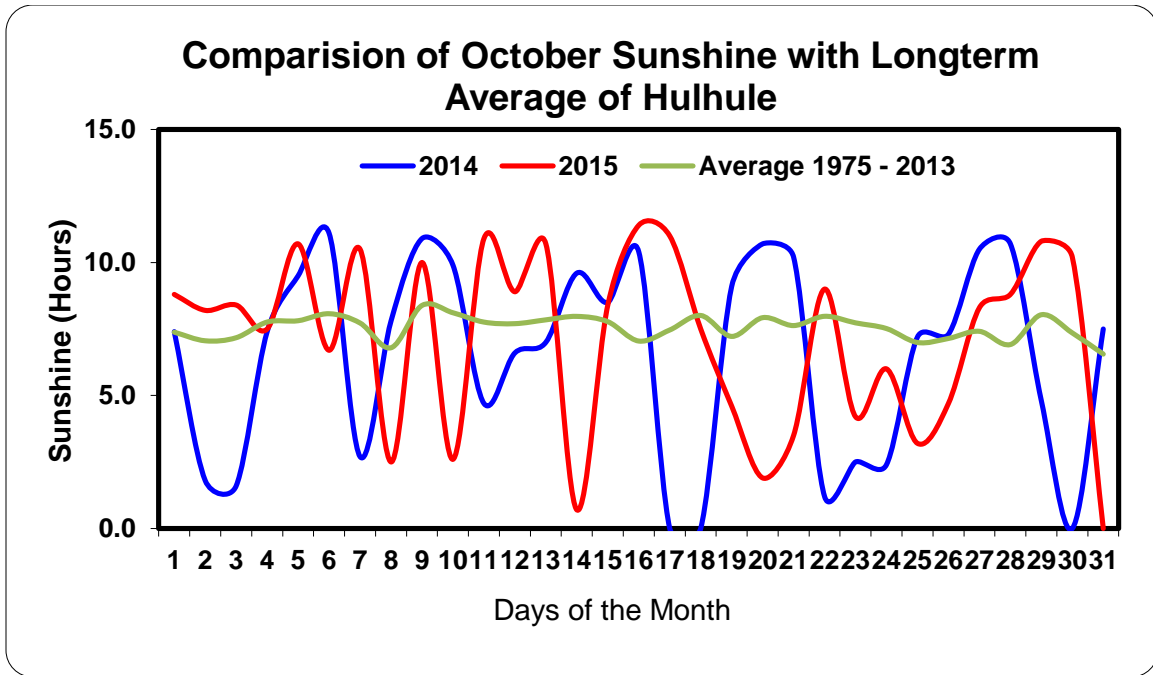
Comparison of October Maximum Temperature with Longterm Average of Hulhule



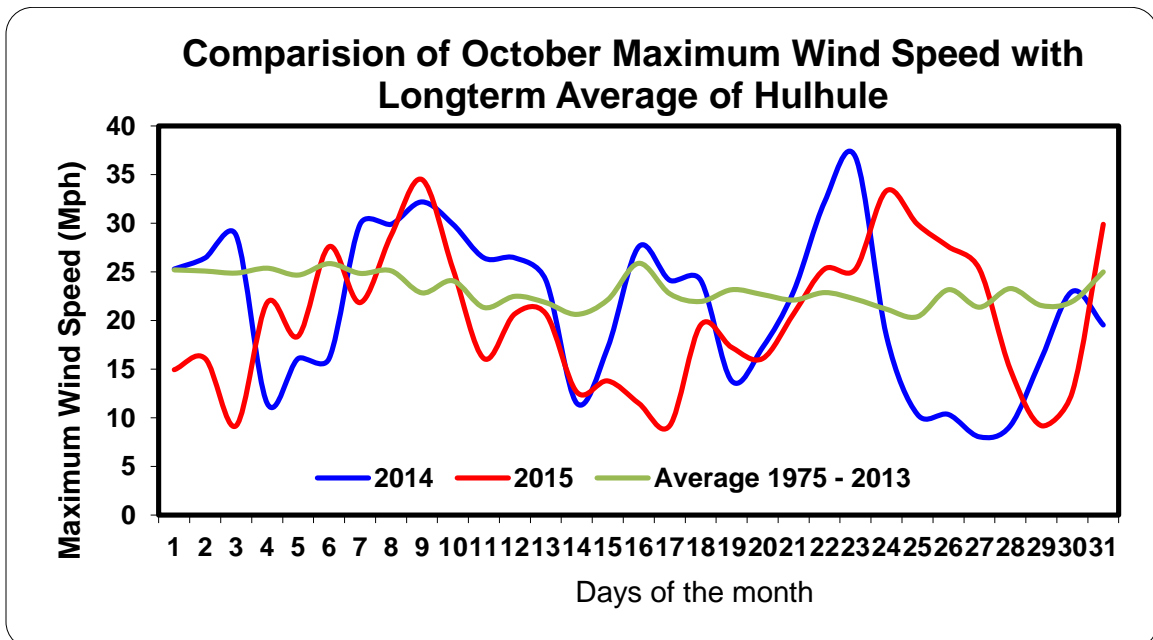
Comparison of October Minimum Temperature with Longterm Average of Hulhule



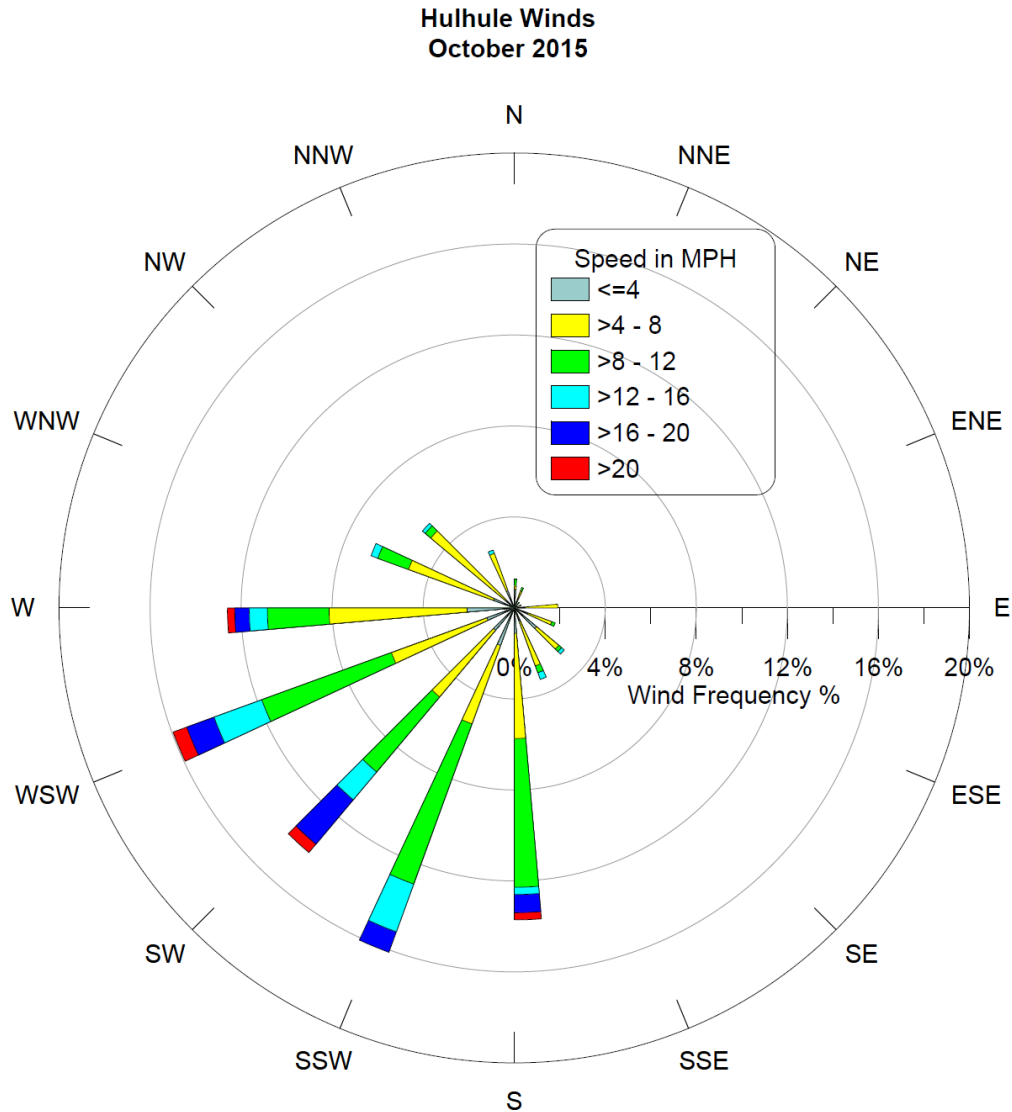
Central part of the country received sunshine for 30 days last October, which amounts to 220 hours 36 minutes. Furthermore, in October 2014 central part of the country received sunshine for 28 days, which amounts to 201 hours. Figure below shows daily sunshine (2014 and 2015) and daily average sunshine for the Month of October for central part of Maldives.



Last October, the maximum wind speed in Central part of the country was experienced on the 10th at 03:09 hours from *west* at a speed of 35 mph. However, the maximum wind speed in central part in October 2014 was recorded on the 23rd at 19:35 hours at a speed of 37 mph from *west-south-west*. Figure below shows daily maximum wind speed (2014 and 2015) and daily average maximum wind speed for the Month of October for central part of Maldives.



Below is wind frequency chart (Wind rose) of Hulhule for October 2015.



This is the wind rose for Hulhule' based on hourly wind data of the month October 2015. This rose shows that the winds at Hulhule' during the period blow from the *south, south-south-west, south-west, west-south-west and west* much of the time. This also shows that the wind rarely blows from *south-east, south-south-east, west-north-west and north-west*.

Highest maximum temperature recorded was 34.1 ⁰ C on 28 th April 1973

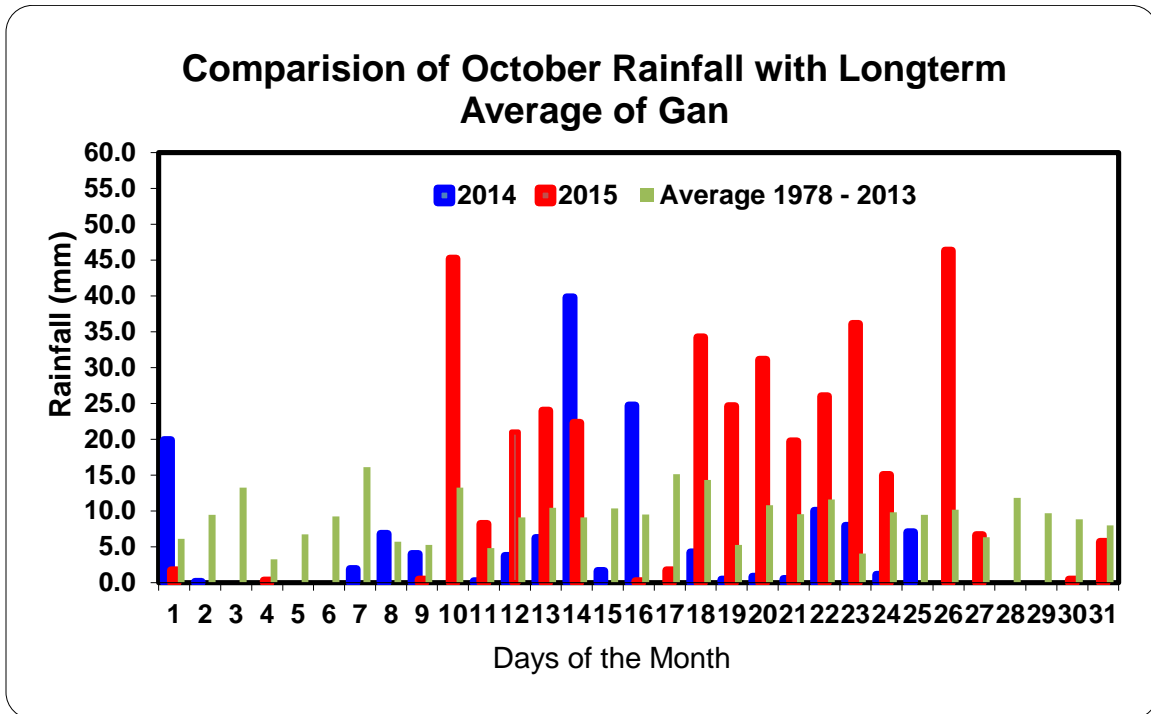
Lowest minimum temperature recorded was 19.0 ⁰ C on 23 rd November 1984

Highest wind recorded was 71.3 Miles from W on 03 rd November 1978

Highest rainfall within 24hrs recorded was 200.0 mm on 11 th December 1998

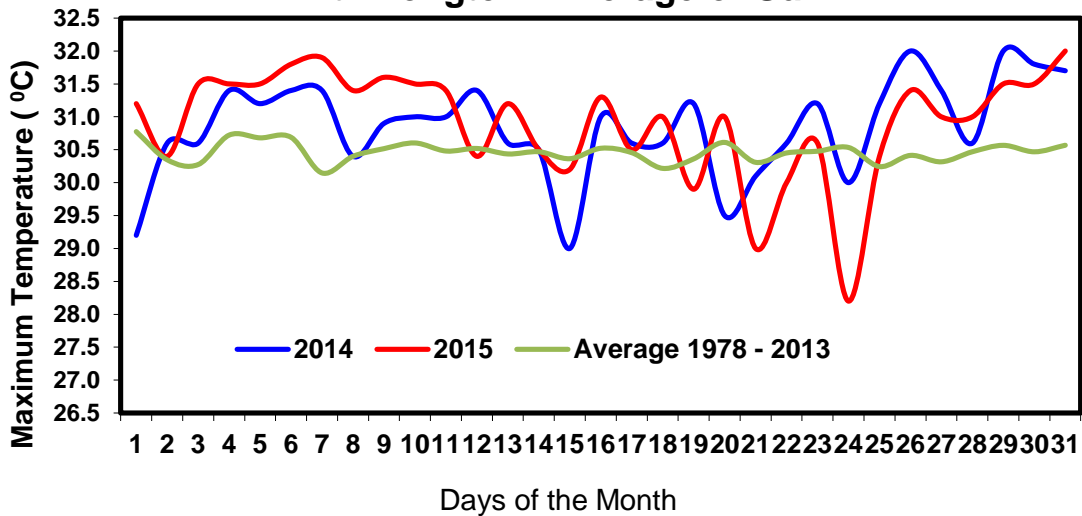
South

Last October, southern part of the country received a total rainfall of 371 mm. The highest rainfall within 24 hours was recorded on the 26th and amounts to 46 mm of rainfall. The rainfall received in October 2014 was 230 mm less than that of last October. Figure below shows daily total rainfall (2014 and 2015) and daily average rainfall for the Month of October for southern part of Maldives.

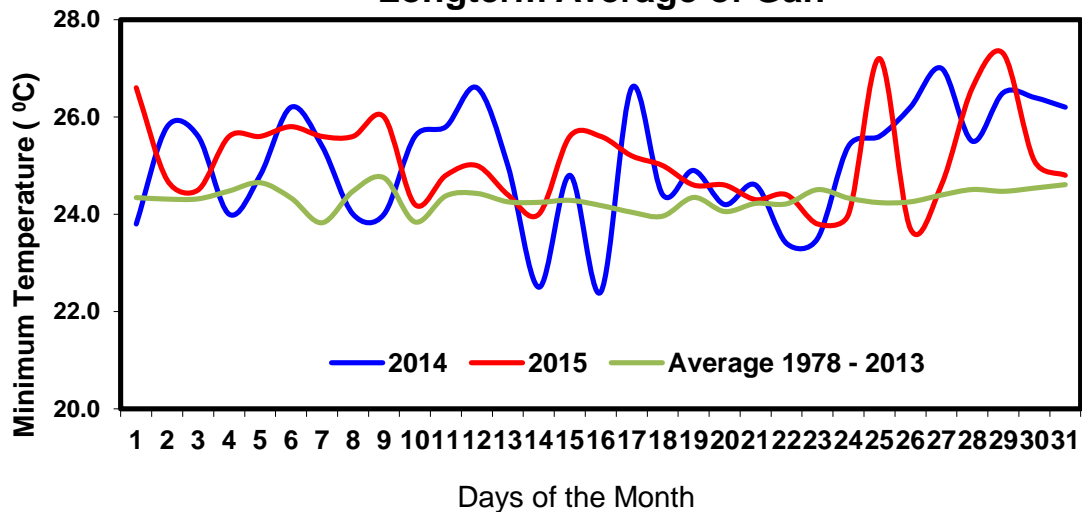


The highest temperature recorded in southern part of the Maldives last October was 32 degree Celsius, which was recorded on the 31st. The minimum temperature recorded in the same area for the last month was 23 degree Celsius and was recorded on the 26th of October. However, the highest temperature recorded in October 2014 in southern parts of the country was 32 degree Celsius, which was recorded on the 26th and 29th. Furthermore, the minimum temperature recorded in south in October 2014 was 22 degree Celsius, recorded on the 16th. Figure below shows daily maximum and minimum temperature (2014 and 2015) and average maximum and minimum temperature for the Month of October for southern part of Maldives.

Comparison of October Maximum Temperature with Longterm Average of Gan

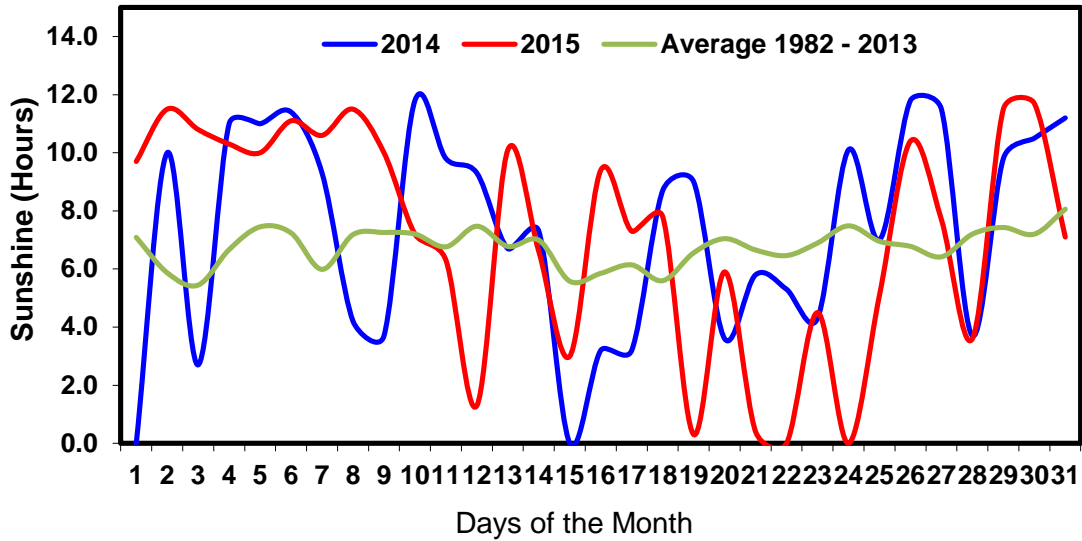


Comparison of October Minimum Temperature with Longterm Average of Gan



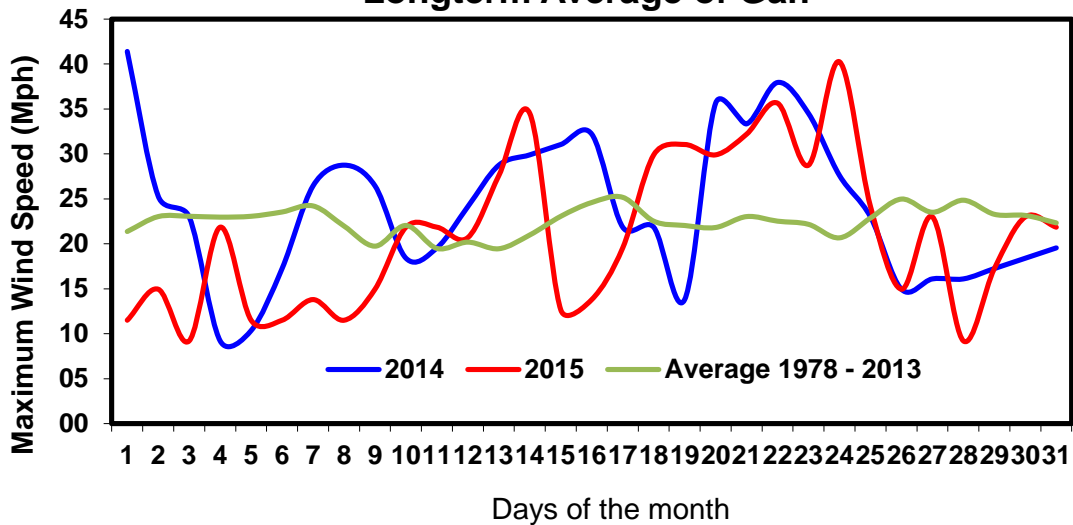
Southern part of the country received sunshine for 29 days last October, which amounts to 222 hours and 42 minutes. Furthermore, in October 2014 southern part of the country received sunshine for 29 days, which amounts to 226 hours 54 minutes. Figure below shows daily sunshine (2014 and 2015) and daily average sunshine for the Month of October for southern part of Maldives.

Comparison of October Sunshine with Longterm Average of Gan

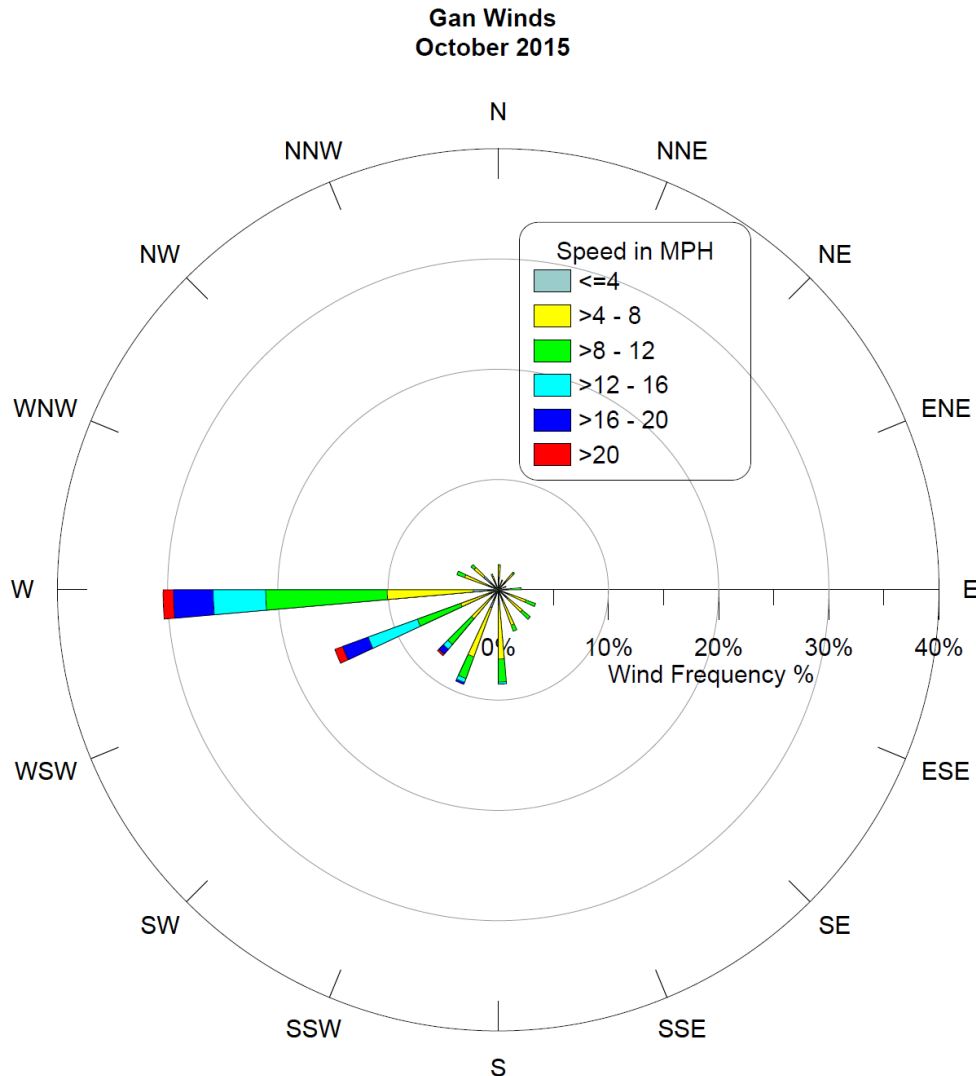


Last October, the maximum wind speed in south was experienced on the 24th at 07:03 hours from *south-west* at a speed of 40 mph. However, the maximum wind speed in southern atolls in October 2014 was recorded on the 01st at 11:08 hours at a speed of 41 mph from *west*. Figure below shows daily maximum wind speed (2014 and 2015) and daily average maximum wind speed for the Month of October for southern part of Maldives.

Comparison of October Maximum Wind Speed with Longterm Average of Gan



Below is wind frequency chart (Wind rose) of Gan for October 2015.



This is the wind rose for Gan based on hourly wind data of the month October 2015. This rose shows that the winds at Gan during the period blow from the *west* much of the time. In fact, the spokes in the directions *south*, *south-south-west*, *south-west*, and *west-south-west* comprise about 35% of all hourly wind directions.

Highest maximum temperature recorded was 33.6 °C on 17 th April 1998

Lowest minimum temperature recorded was 19.7 °C on 24 th March 1986
--

Highest wind recorded was 103.5 Miles from SW on 29 th May 1991
--

Highest rainfall within 24hrs recorded was 188.3 mm on 27 th October 1997
--