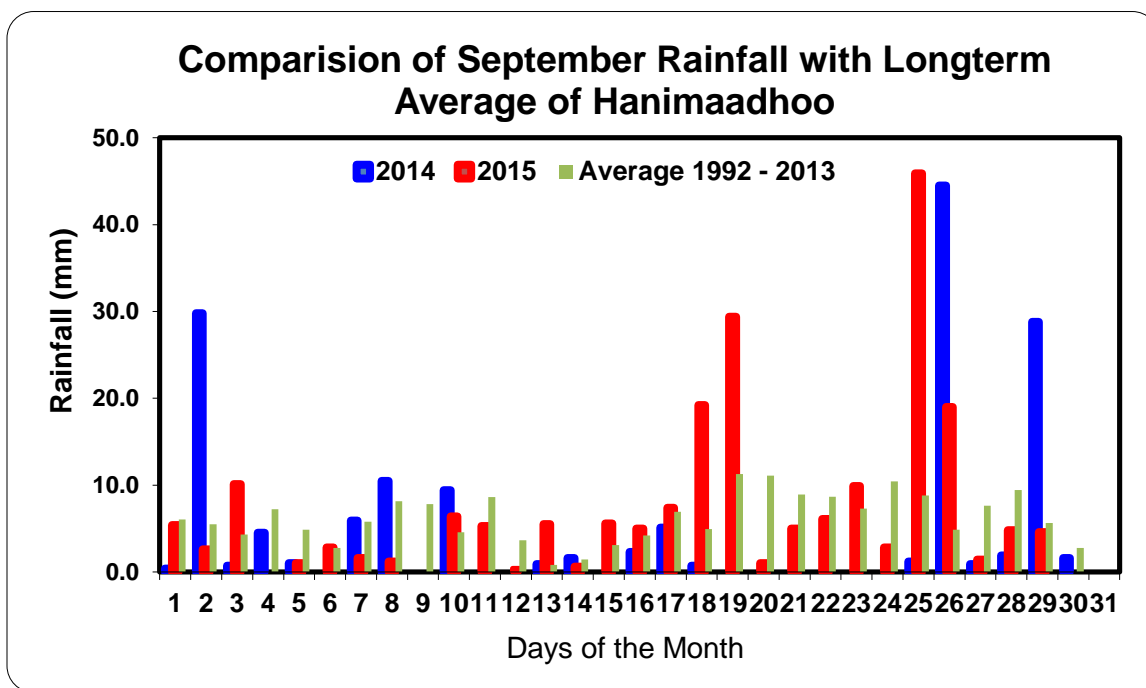


Climate Conditions in September 2015

Date: 05th October 2015

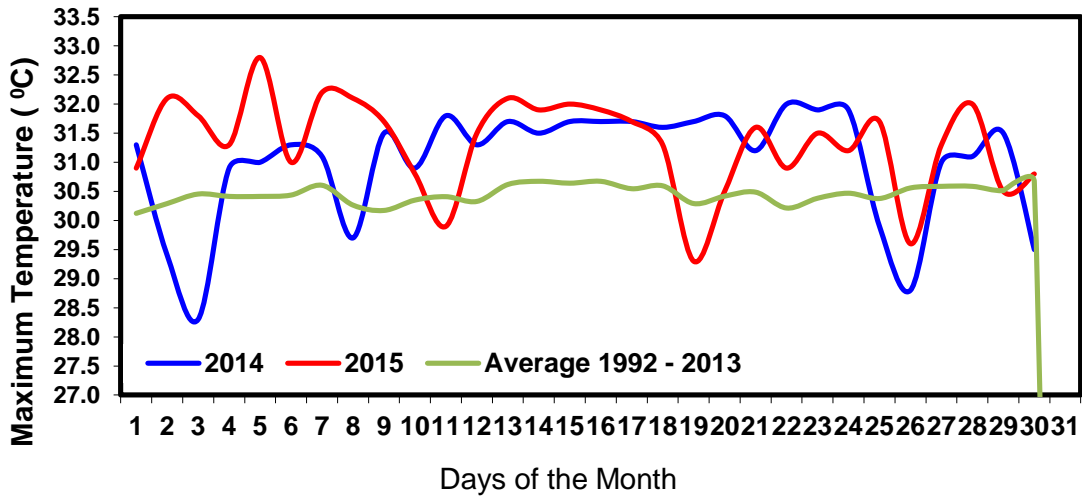
North

Last September, northern part of the country received a total rainfall of 210 mm. The highest rainfall within 24 hours was recorded on the 25th and amounts to 46 mm of rainfall. The rainfall received in September 2014 was 58 mm less than that of last September. Figure below shows daily total rainfall (2014 and 2015) and daily average rainfall for the Month of September for northern part of Maldives.

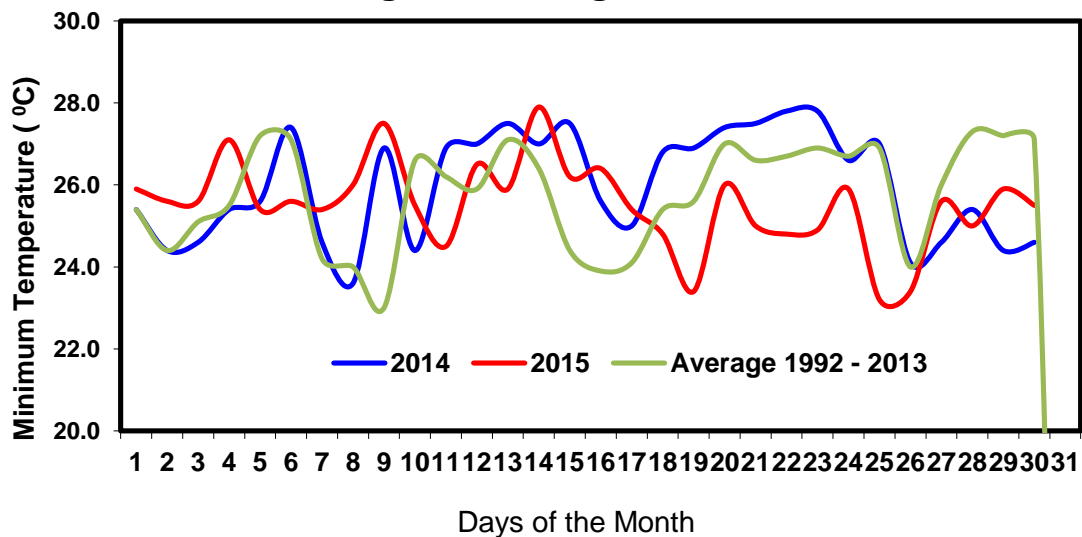


The highest temperature recorded in northern part of the Maldives last September was 32 degree Celsius, which was recorded on 05th. The minimum temperature recorded in the same area for the last month was 23 degree Celsius and was recorded on 25th of September. However, the highest temperature recorded in September 2014 in northern part of the country was 32 degree Celsius, which was recorded on the 22nd. Furthermore, the minimum temperature recorded in northern part in September 2014 was 24 degree Celsius, recorded on the 08th. Figure below shows daily maximum and minimum temperature (2014 and 2015) and average maximum and minimum temperature for the Month of September for northern part of Maldives.

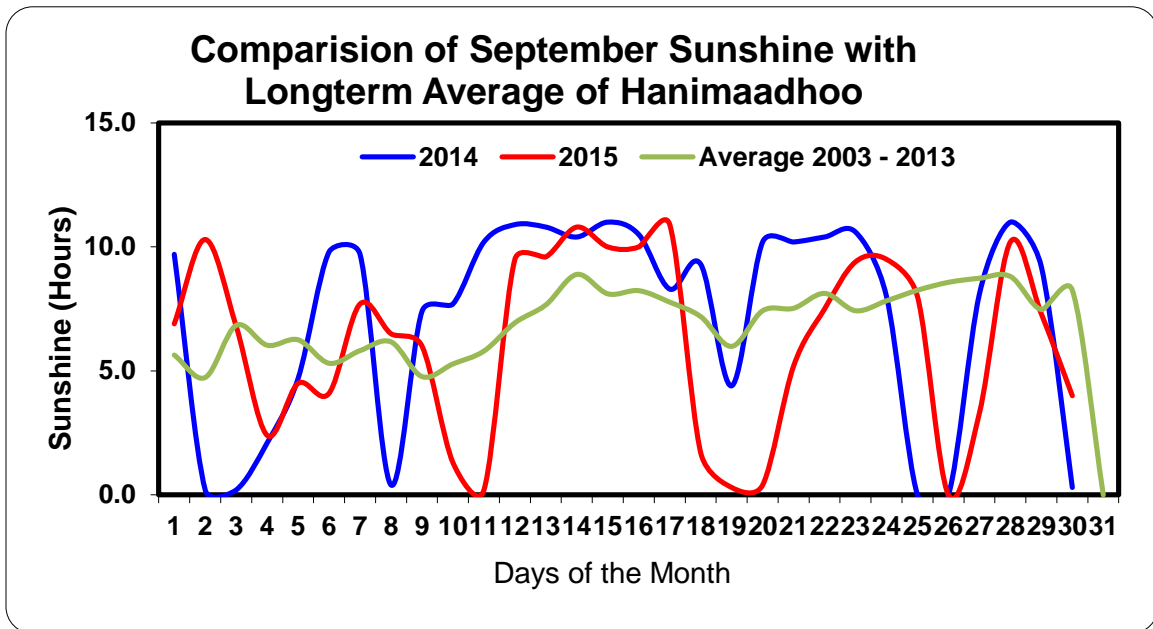
Comparison of September Maximum Temperature with Longterm Average of Hanimaadhoo



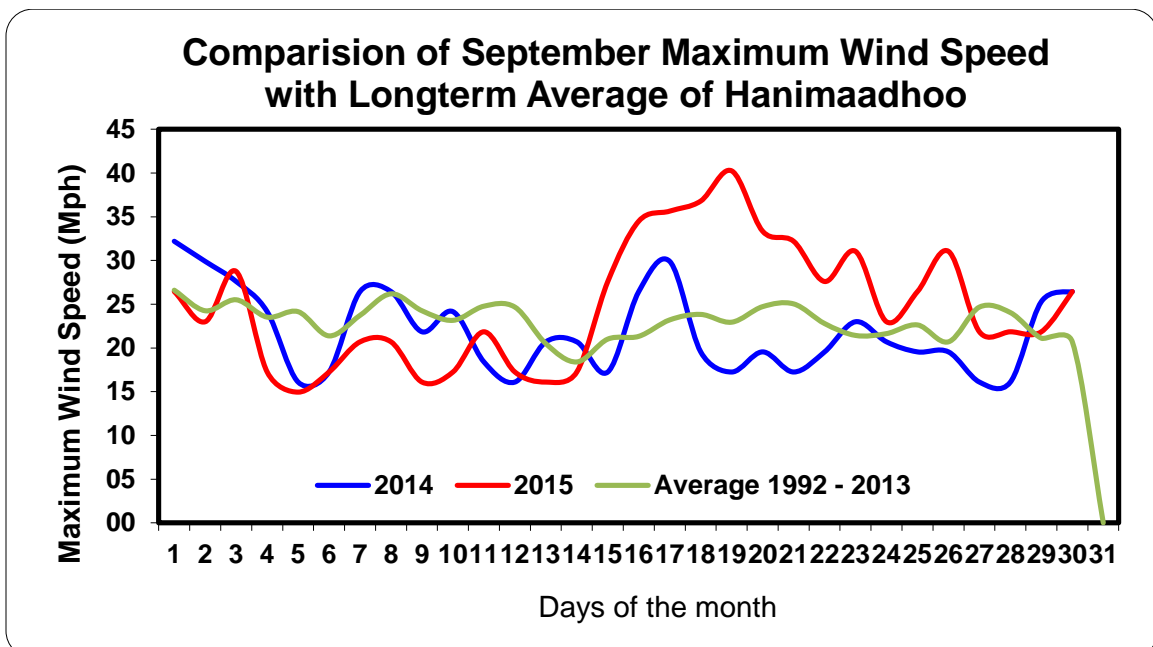
Comparison of September Minimum Temperature with Longterm Average of Hanimaadhoo



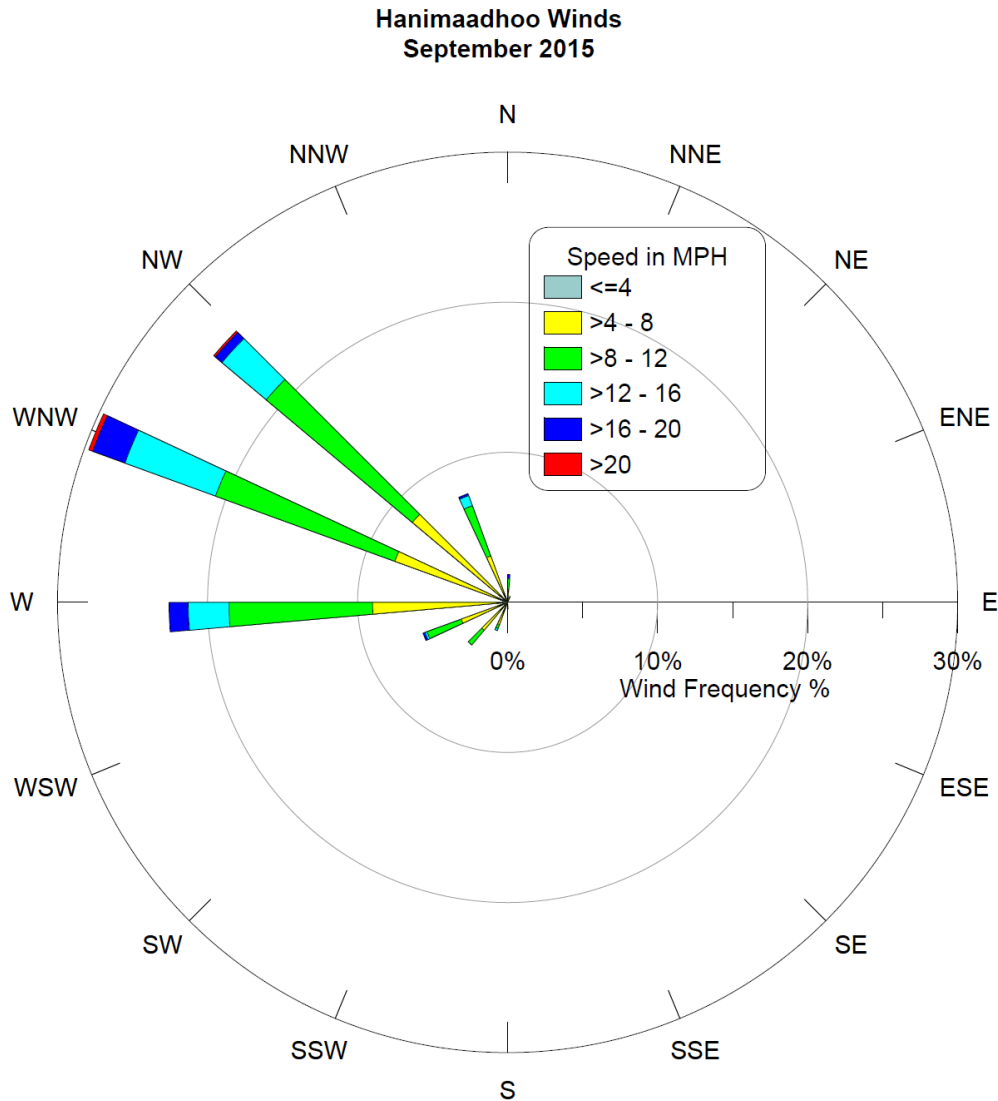
Northern part of the country received sunshine for 29 days last September, which amounts to 184 hours 18 minutes. Furthermore, in September 2014 northern part of the country received sunshine for 28 days, which amounts to 215 hours 42 minutes. Figure below shows daily sunshine (2014 and 2015) and daily average sunshine for the Month of September for northern part of Maldives.



Last September, the maximum wind speed in the northern part was experienced on the 19th at 17:14 hours from *west-north-west* at a speed of 40 mph. Furthermore, the maximum wind speed in the northern part in September 2014 was recorded on 01st at 18:09 hours from *west* at a speed of 32 mph. Figure below shows daily maximum wind speed (2014 and 2015) and daily average maximum wind speed for the Month of September for northern part of Maldives.



Below is wind frequency chart (Wind rose) of Hanimaadhoo for September 2015.

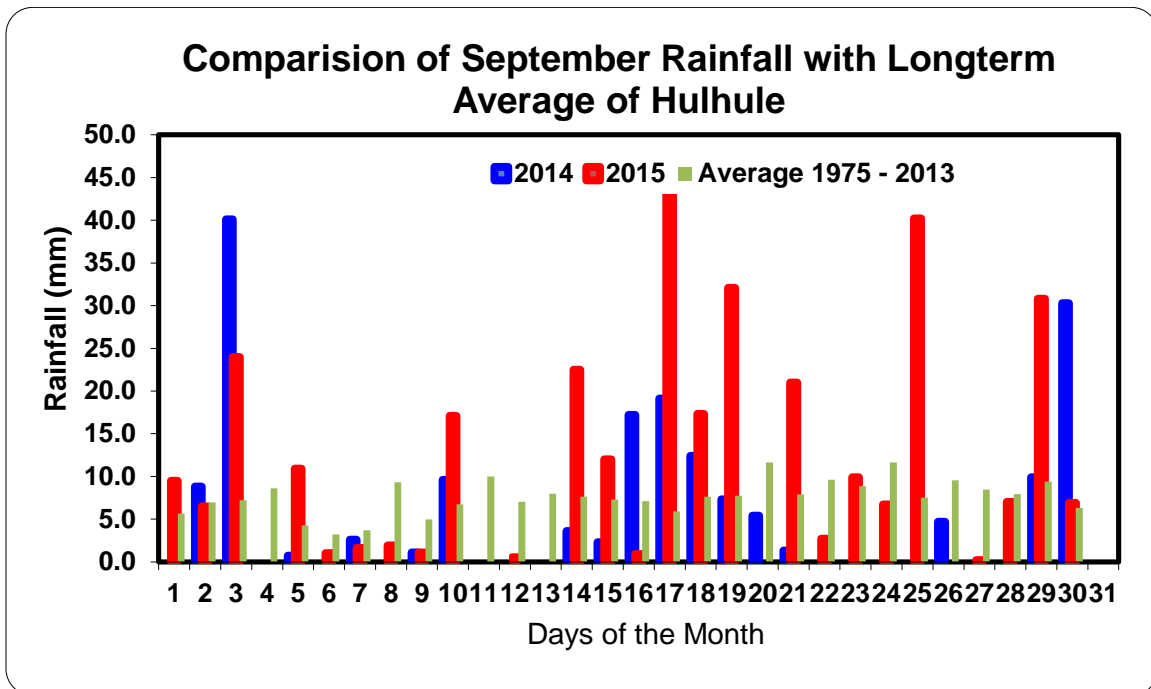


This is the wind rose for Hanimaadhoo based on hourly wind data of the month September 2015. This rose shows that the winds at Hanimaadhoo during the period blow from the *west*, *west-north-west* and *west-* much of the time. In fact, the spokes in the directions *west-south-west*, *south-west* and *north-north-west* comprise about 20% of all hourly wind directions. This also shows that the wind rarely blows from *south-south-west* and *north*.

Highest maximum temperature recorded was 34.4 °C on 27 th April 1998
Lowest minimum temperature recorded was 18.2 °C on 23 rd December 2002
Highest wind recorded was 87.4 Miles from NNW on 03 rd September 1991
Highest rainfall within 24hrs recorded was 146.9 mm on 26 th May 2008

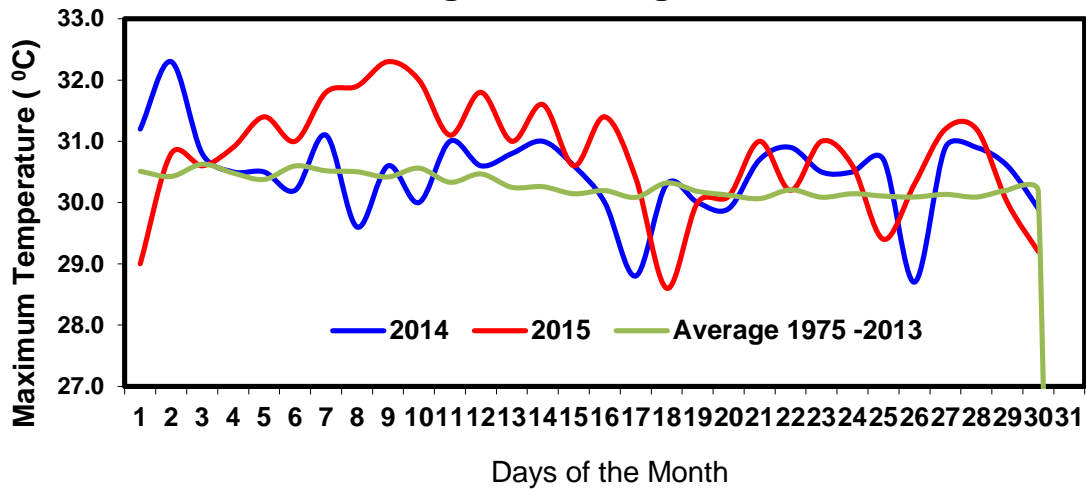
Central part

Last September, central part of the country received a total rainfall of 329 mm. The highest rainfall within 24 hours was recorded on the 17th and amounts to 44 mm of rainfall. The rainfall received in September 2014 was 153 mm less than that of last September. Figure below shows daily total rainfall (2014 and 2015) and daily average rainfall for the Month of September for central part of Maldives.

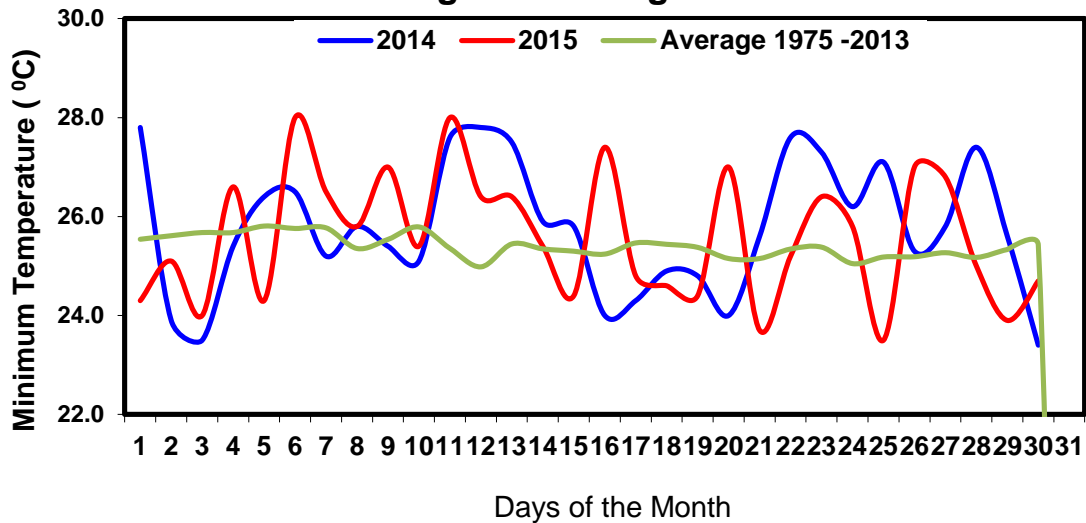


The highest temperature recorded in central part of the Maldives last September was 32 degree Celsius, which was recorded on the 09th. The minimum temperature recorded in the same area for the last month was 23 degree Celsius and was recorded on the 25th. On the other hand, the highest temperature recorded in September 2014 in central part of the country was 32 degree Celsius, which was recorded on the 02nd. Furthermore, the minimum temperature recorded in the central part in September 2014 was 23 degree Celsius, recorded on the 30th. Figure below shows daily maximum and minimum temperature (2014 and 2015) and average maximum and minimum temperature for the Month of September for central part of Maldives.

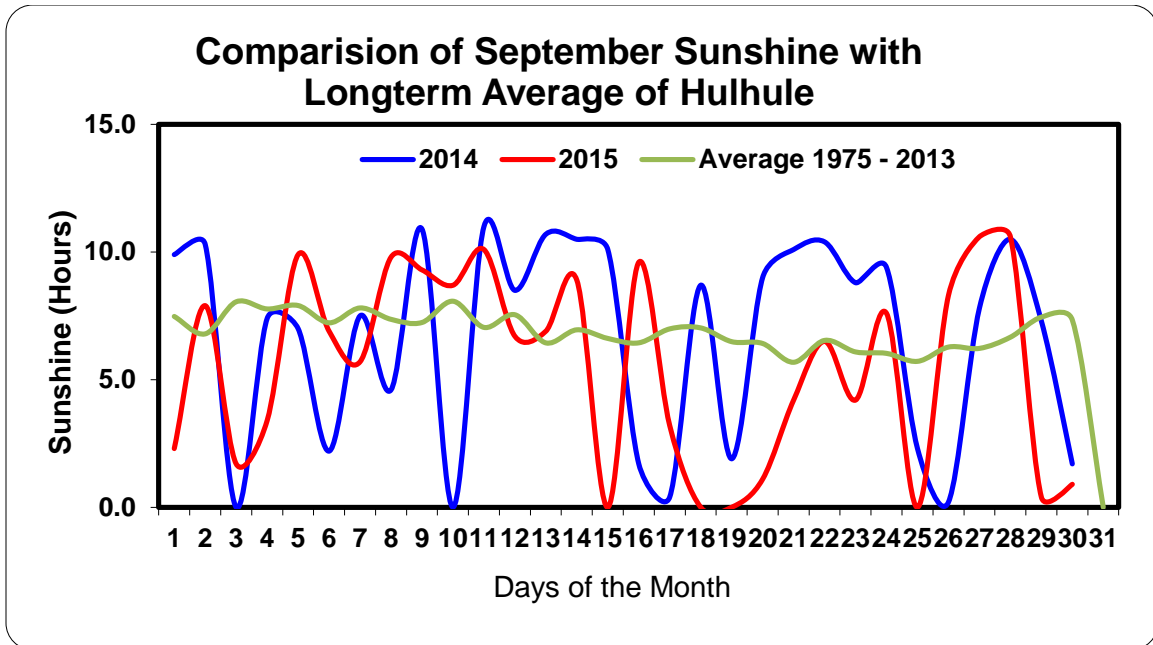
Comparison of September Maximum Temperature with Longterm Average of Hulhule



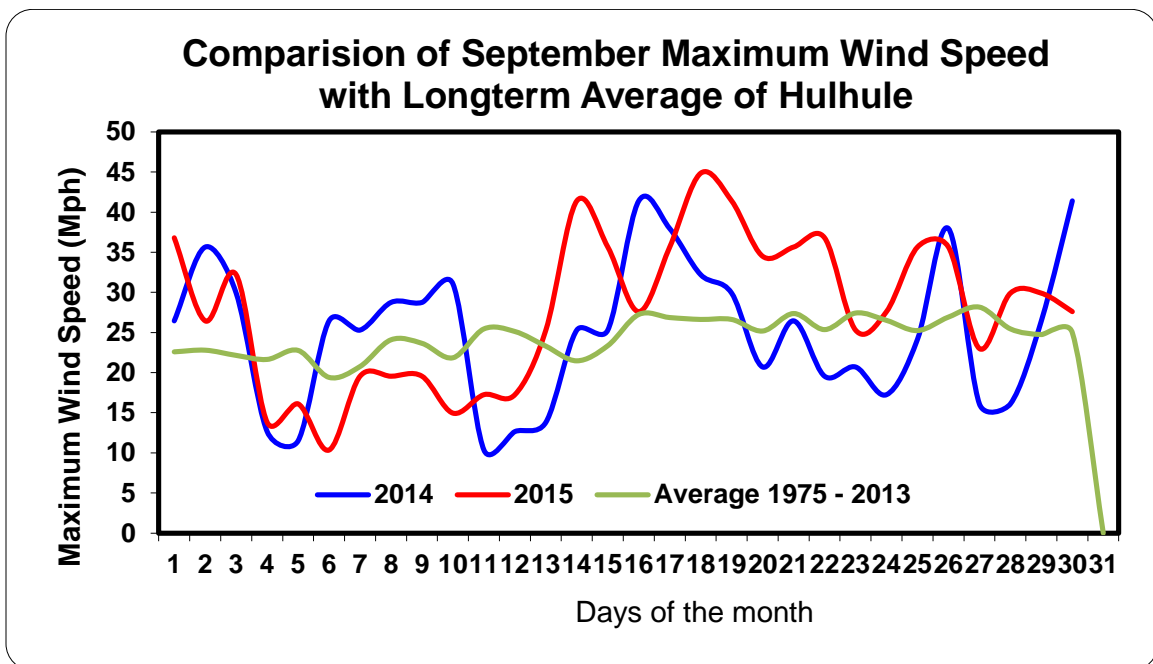
Comparison of September Minimum Temperature with Longterm Average of Hulhule



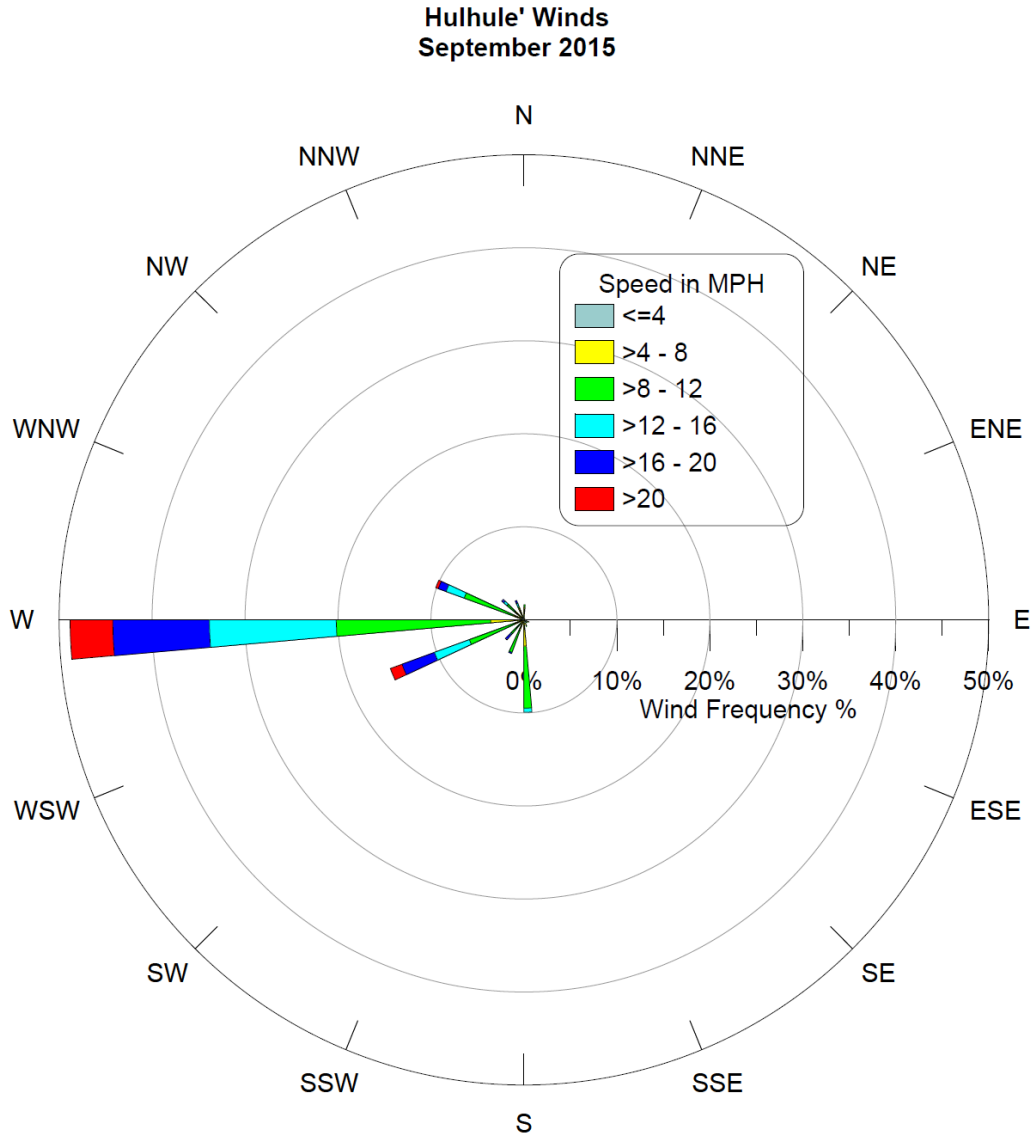
Central part of the country received sunshine for 27 days last September, which amounts to 165 hours 24 minutes. Furthermore, in September 2014 central part of the country received sunshine for 28 days, which amounts to 200 hours 48 minutes. Figure below shows daily sunshine (2014 and 2015) and daily average sunshine for the Month of September for central part of Maldives.



Last September, the maximum wind speed in Central part of the country was experienced on the 18th at 22:33 hours from *west* at a speed of 45 mph. However, the maximum wind speed in central part in September 2014 was recorded on the 17th at 01:37 hours and on the 30th at 17:42 at a speed of 41 mph from *west*. Figure below shows daily maximum wind speed (2014 and 2015) and daily average maximum wind speed for the Month of September for central part of Maldives.



Below is wind frequency chart (Wind rose) of Hulhule for September 2015.

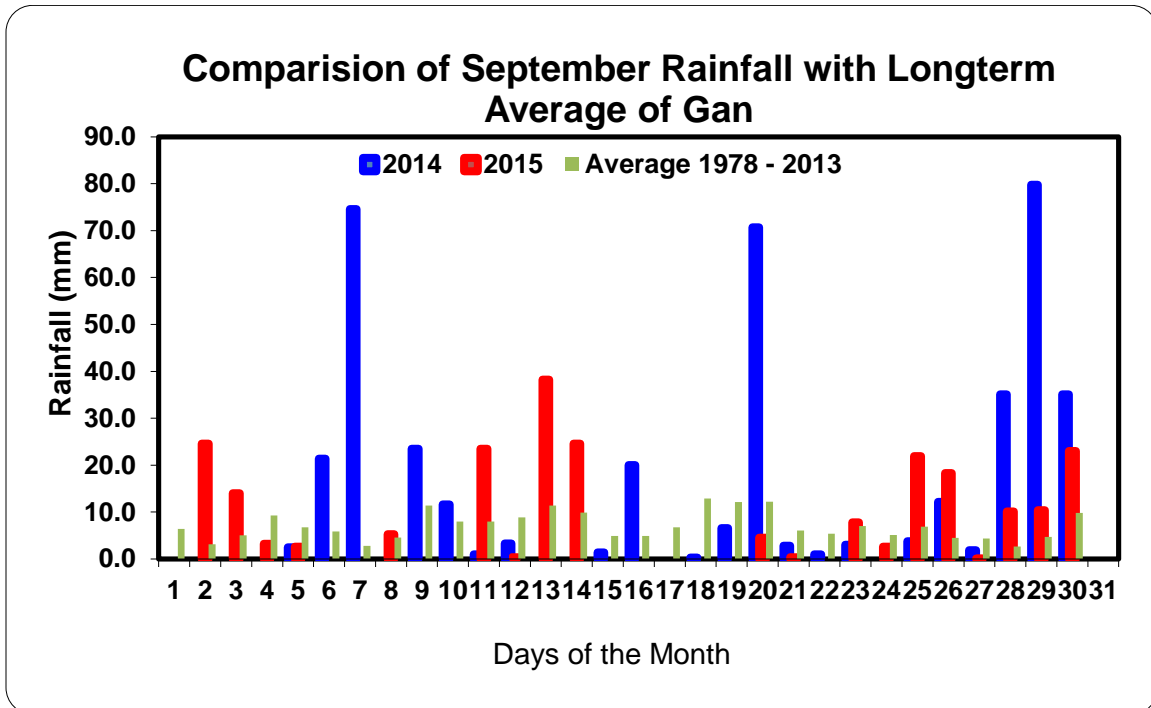


This is the wind rose for Hulhule' based on hourly wind data of the month September 2015. This rose shows that the winds at Hulhule' during the period blow from the *west* much of the time. In fact, the spokes in the directions *south*, *west-south-west*, and *west-north-west* comprise about 35% of all hourly wind directions. This also shows that the wind rarely blows from *south-south-west*, *south-west* and *north-west*.

Highest maximum temperature recorded was 34.1 °C on 28 th April 1973
Lowest minimum temperature recorded was 19.0 °C on 23 rd November 1984
Highest wind recorded was 71.3 Miles from W on 03 rd November 1978
Highest rainfall within 24hrs recorded was 200.0 mm on 11 th December 1998

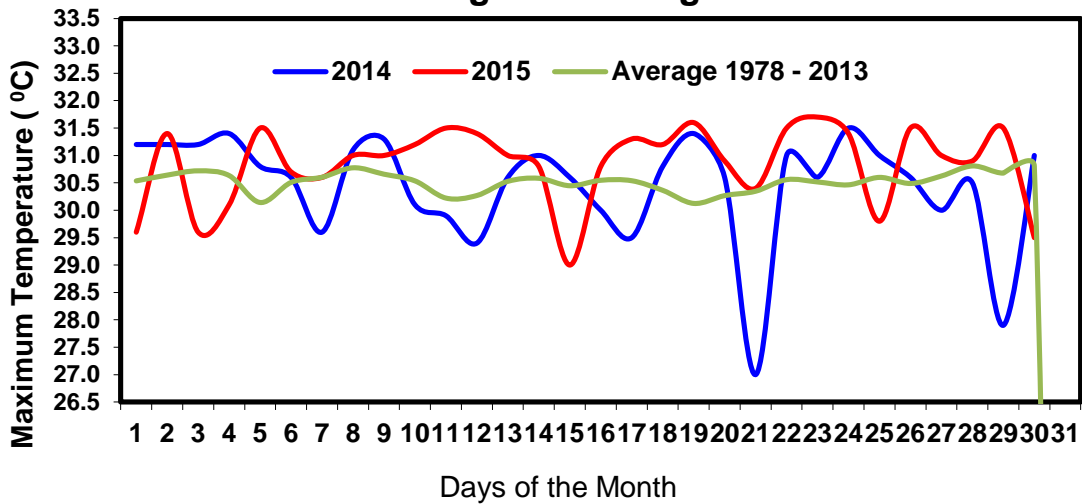
South

Last September, southern part of the country received a total rainfall of 236 mm. The highest rainfall within 24 hours was recorded on the 13th and amounts to 38 mm of rainfall. The rainfall received in September 2014 was 176 mm more than that of last September. Figure below shows daily total rainfall (2014 and 2015) and daily average rainfall for the Month of September for southern part of Maldives.

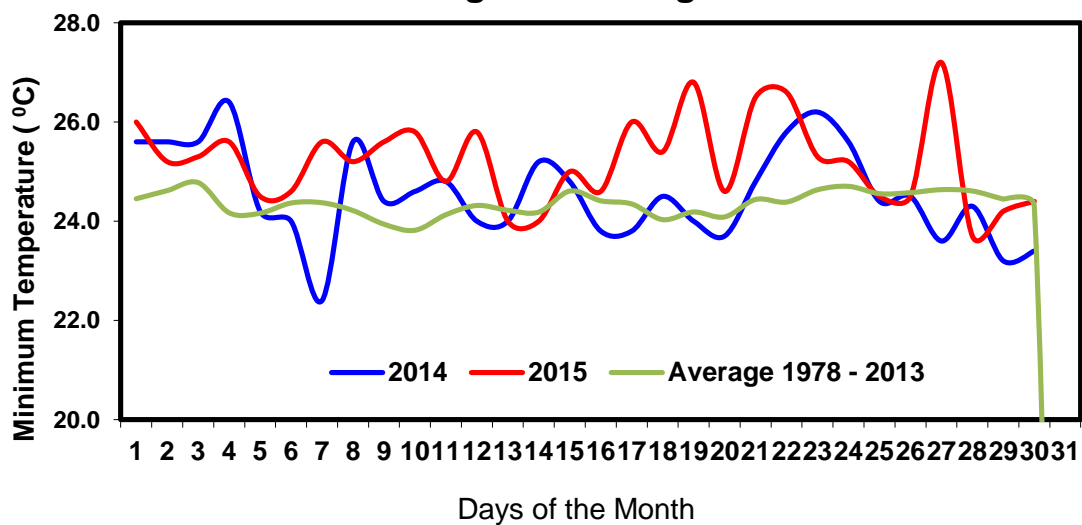


The highest temperature recorded in southern part of the Maldives last September was 31 degree Celsius, which was recorded on the 23rd. The minimum temperature recorded in the same area for the last month was 23 degree Celsius and was recorded on the 28th of September. However, the highest temperature recorded in September 2014 in southern parts of the country was 32 degree Celsius, which was recorded on the 24th. Furthermore, the minimum temperature recorded in south in September 2014 was 22 degree Celsius, recorded on the 07th. Figure below shows daily maximum and minimum temperature (2014 and 2015) and average maximum and minimum temperature for the Month of September for southern part of Maldives.

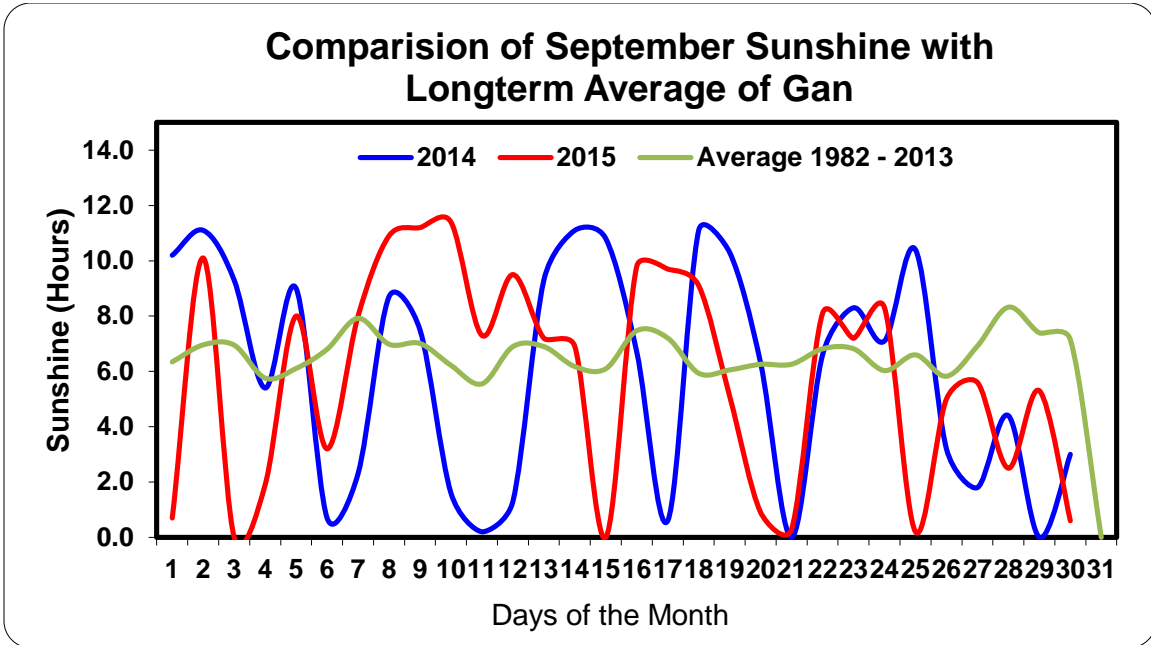
Comparison of September Maximum Temperature with Longterm Average of Gan



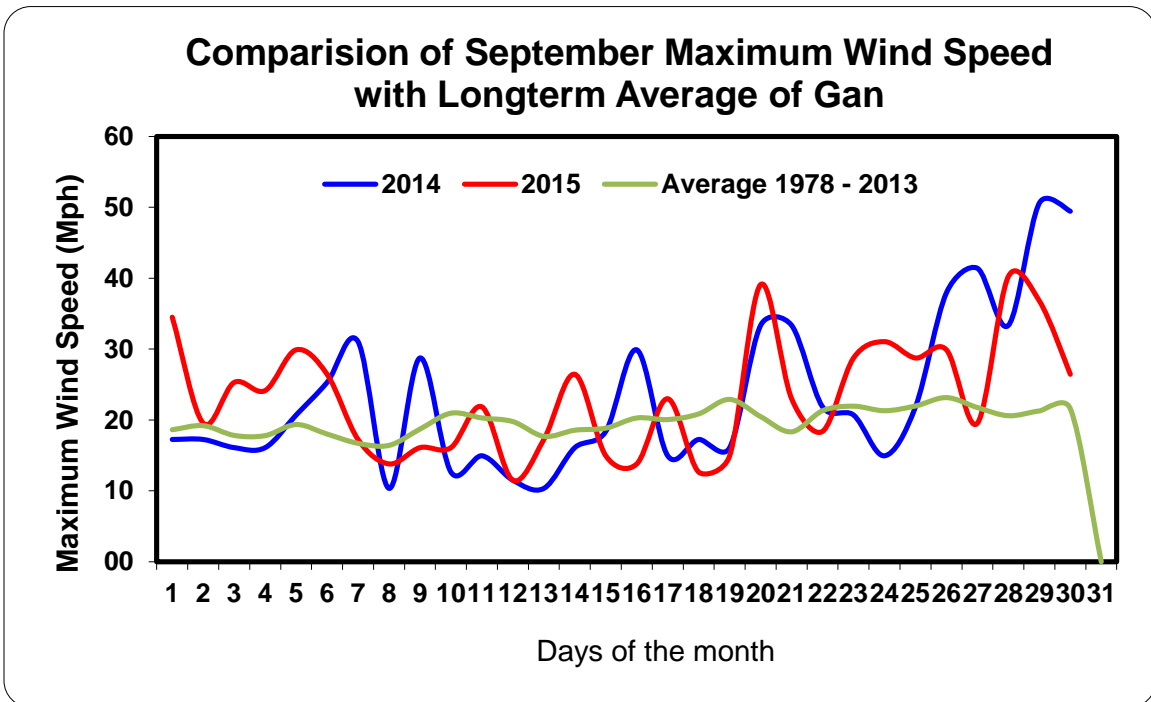
Comparison of September Minimum Temperature with Longterm Average of Gan



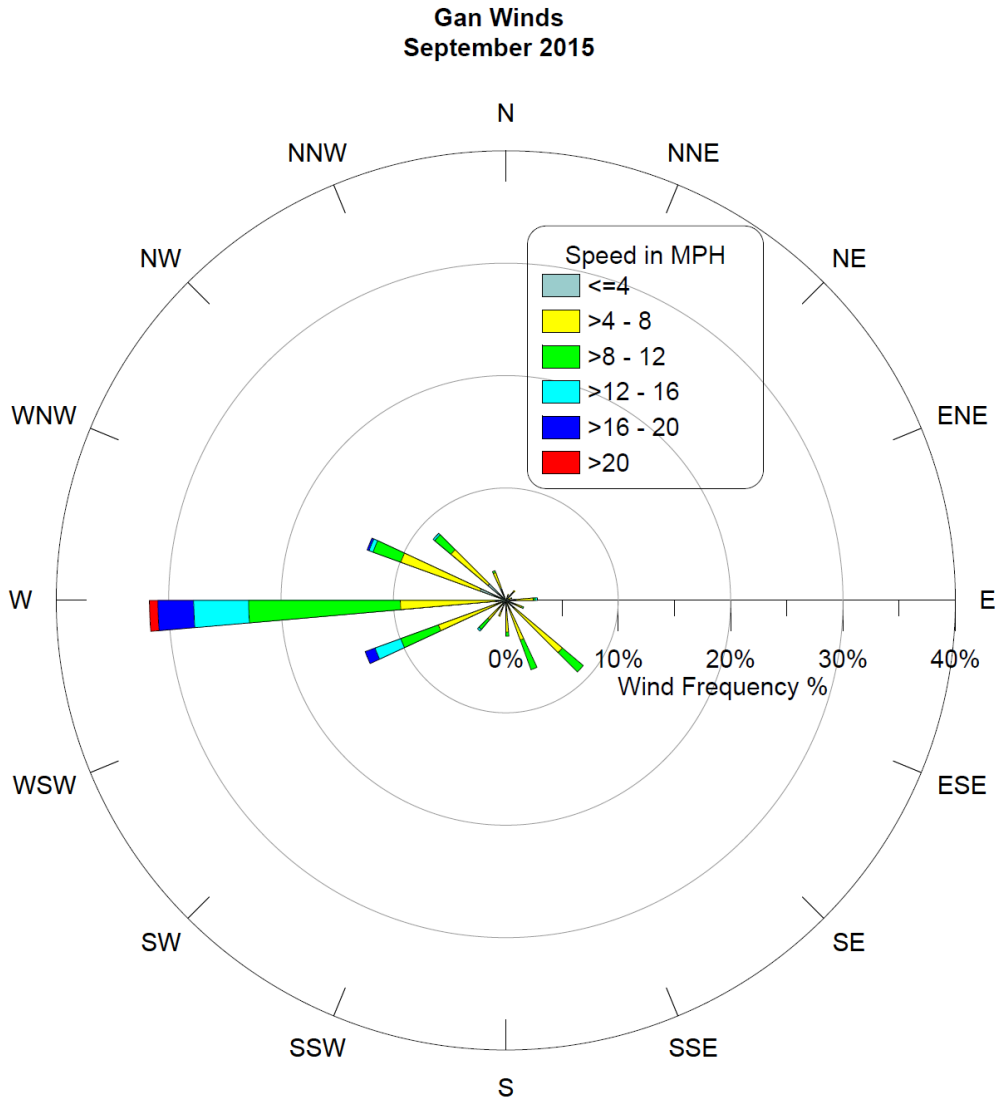
Southern part of the country received sunshine for 28 days last September, which amounts to 174 hours. Furthermore, in September 2014 southern part of the country received sunshine for 28 days, which amounts to 178 hours 18 minutes. Figure below shows daily sunshine (2014 and 2015) and daily average sunshine for the Month of September for southern part of Maldives.



Last September, the maximum wind speed in south was experienced on the 28th at 10:20 hours from *west* at a speed of 40 mph. However, the maximum wind speed in southern atolls in September 2014 was recorded on the 29th at 18:17 hours at a speed of 51 mph from *south-west*. Figure below shows daily maximum wind speed (2014 and 2015) and daily average maximum wind speed for the Month of September for southern part of Maldives.



Below is wind frequency chart (Wind rose) of Gan for September 2015.



This is the wind rose for Gan based on hourly wind data of the month September 2015. This rose shows that the winds at Gan during the period blow from the *west* much of the time. In fact, the spokes in the directions *south-east*, *south-south-east*, *west-south-west*, *west-north-west* and *north-west* comprise about 50% of all hourly wind directions.

Highest maximum temperature recorded was 33.6 °C on 17 th April 1998

Lowest minimum temperature recorded was 19.7 °C on 24 th March 1986
--

Highest wind recorded was 103.5 Miles from SW on 29 th May 1991
--

Highest rainfall within 24hrs recorded was 188.3 mm on 27 th September 1997
--