



ދިވެހިސަރުކާރުގެ ގެޒެޓް
Independent

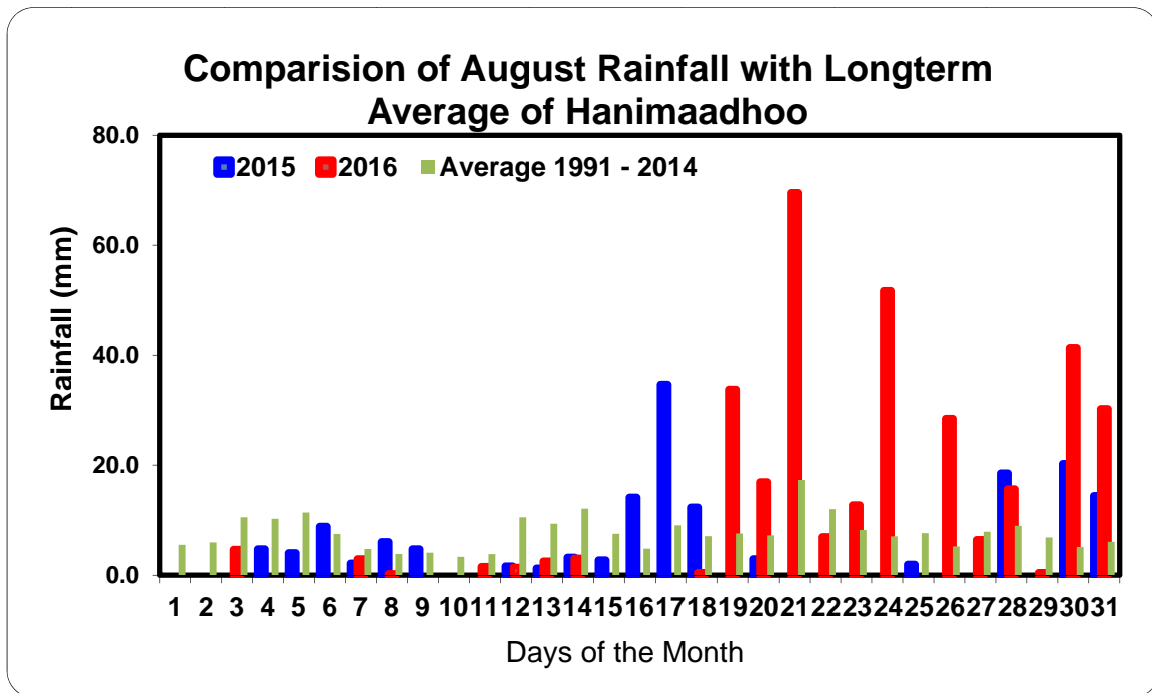
Climate Section
Maldives Meteorological Service
Hulhule

Climate Conditions in August 2016

Date: 05th August 2016

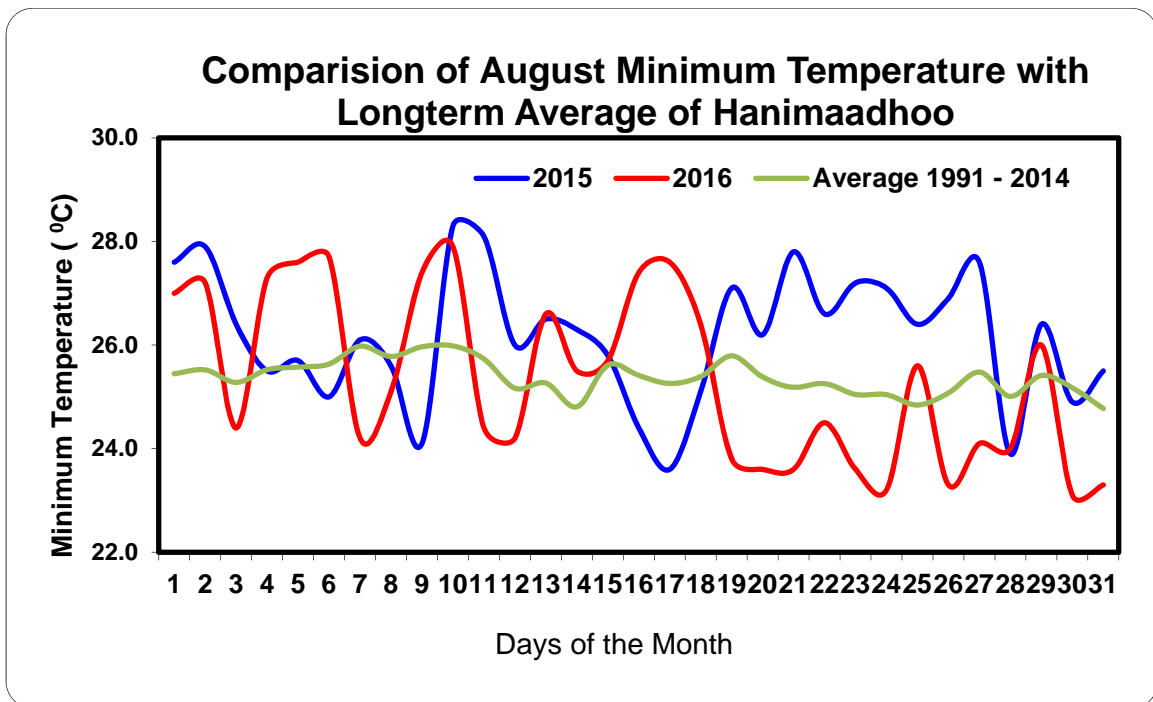
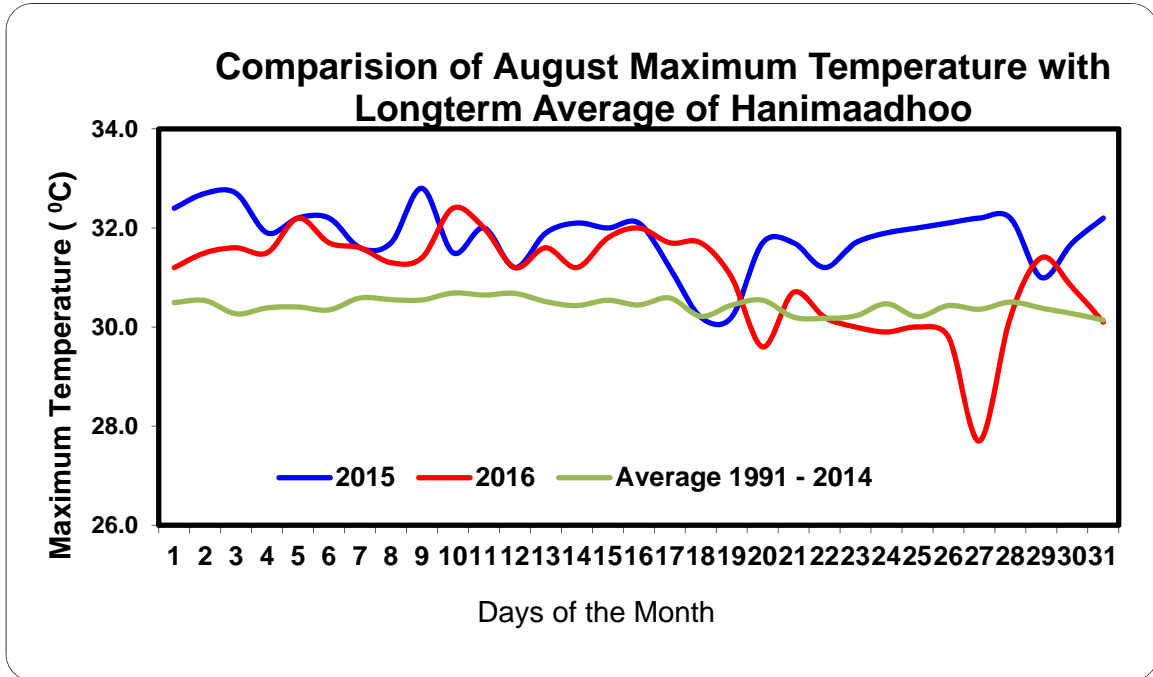
North

August 2016 northern part of the country received a total rainfall of 330 mm. The highest rainfall within 24 hours was recorded on the 21st and amounts to 70 mm of rainfall. The rainfall received in August 2015 was 173 mm less than that of August 2016. Figure below shows daily total rainfall (2015 and 2016) and daily average rainfall for the Month of August for northern part of Maldives.

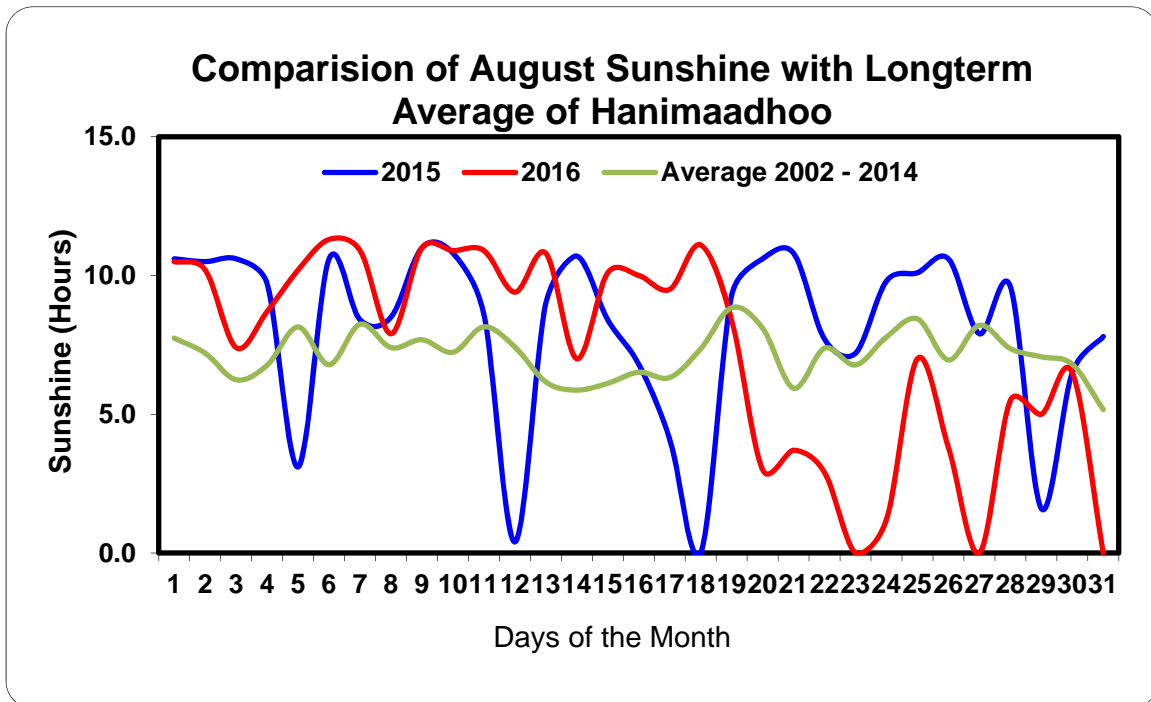


The highest temperature recorded in northern part of the Maldives August 2016 was 32 degree Celsius, which was recorded on 10th. The minimum temperature recorded in the same area for the August 2016 was 23 degree Celsius and was recorded on 30th of August. However, the highest temperature recorded in August 2015 in northern part of the country was 33 degree Celsius, which was recorded on the 09th. Furthermore, the minimum temperature recorded in northern part in August 2015 was 23 degree Celsius, recorded on the 17th. Figure below shows daily maximum and minimum temperature

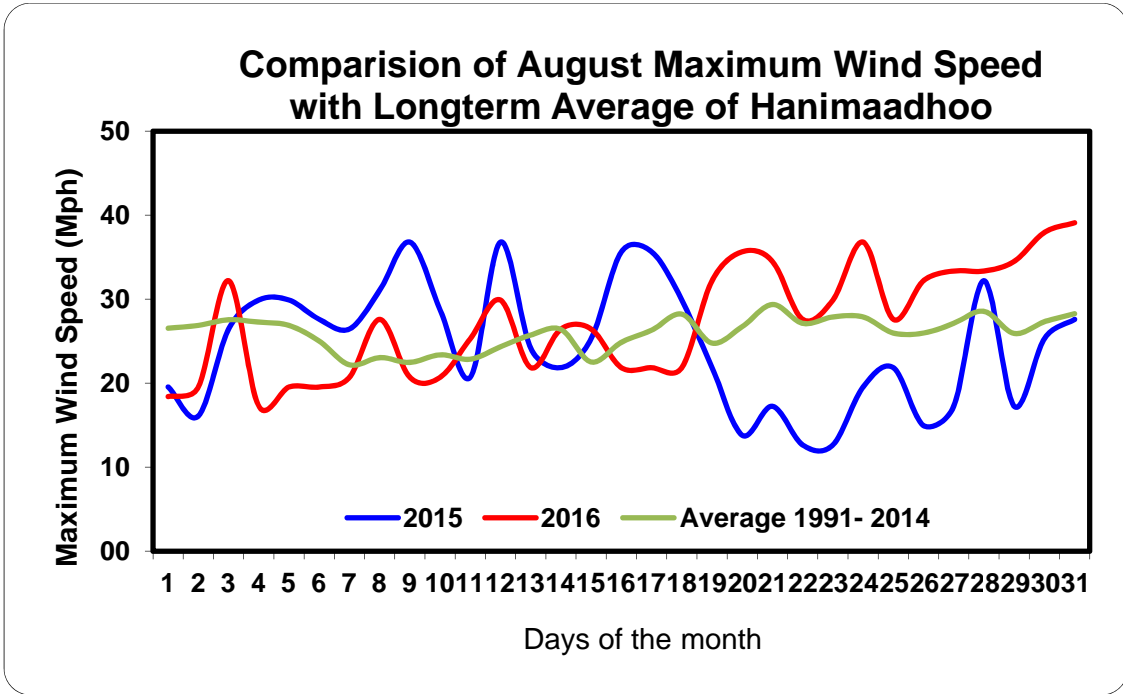
(2015 and 2016) and average maximum and minimum temperature for the Month of August for northern part of Maldives.



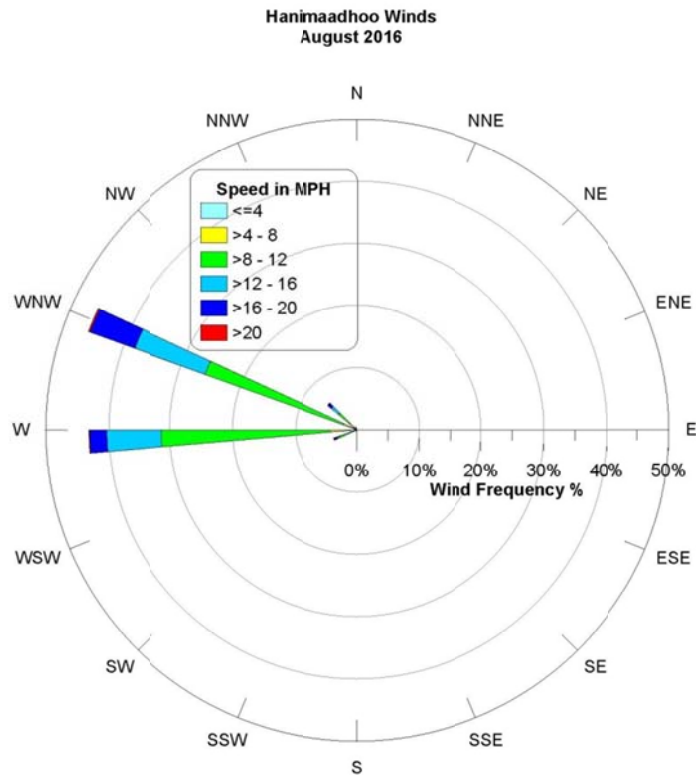
Northern part of the country received sunshine for 28 days last August, which amounts to 224 hours 48 minutes. Furthermore, in August 2015 northern part of the country received sunshine for 30 days, which amounts to 251 hours 18 minutes. Figure below shows daily sunshine (2015 and 2016) and daily average sunshine for the Month of August for northern part of Maldives.



August 2016, the maximum wind speed in the northern part was experienced on the 31st at 06:49 hours from *west-north-west* at a speed of 39 mph. Furthermore, the maximum wind speed in the northern part in August 2015 was recorded on 10th at 00:44 hours from *west* and 12th at 11:25 hours from *west-north-west* at a speed of 36 mph. Figure below shows daily maximum wind speed (2015 and 2016) and daily average maximum wind speed for the Month of August for northern part of Maldives.



Below is wind frequency chart (Wind rose) of Hanimaadhoo for August 2016.

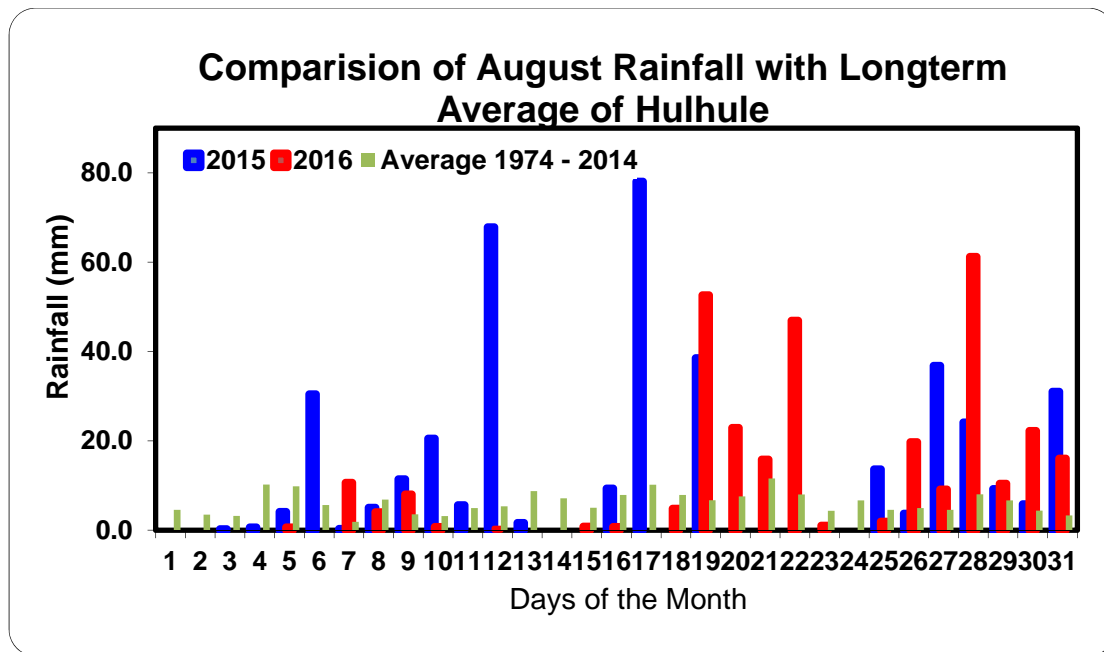


This is the wind rose for Hanimaadhoo based on hourly wind data of the month August 2016. This rose shows that the winds at Hanimaadhoo during the period blow from the west and west-north-west much of the time. This also shows that the wind rarely blows from other directions.

Highest maximum temperature recorded was 35.0 °C on 30 th April 2016
Lowest minimum temperature recorded was 18.2 °C on 23 rd December 2002
Highest wind recorded was 87.4 Miles from NNW on 03 rd August 1991
Highest rainfall within 24hrs recorded was 146.9 mm on 26 th May 2008

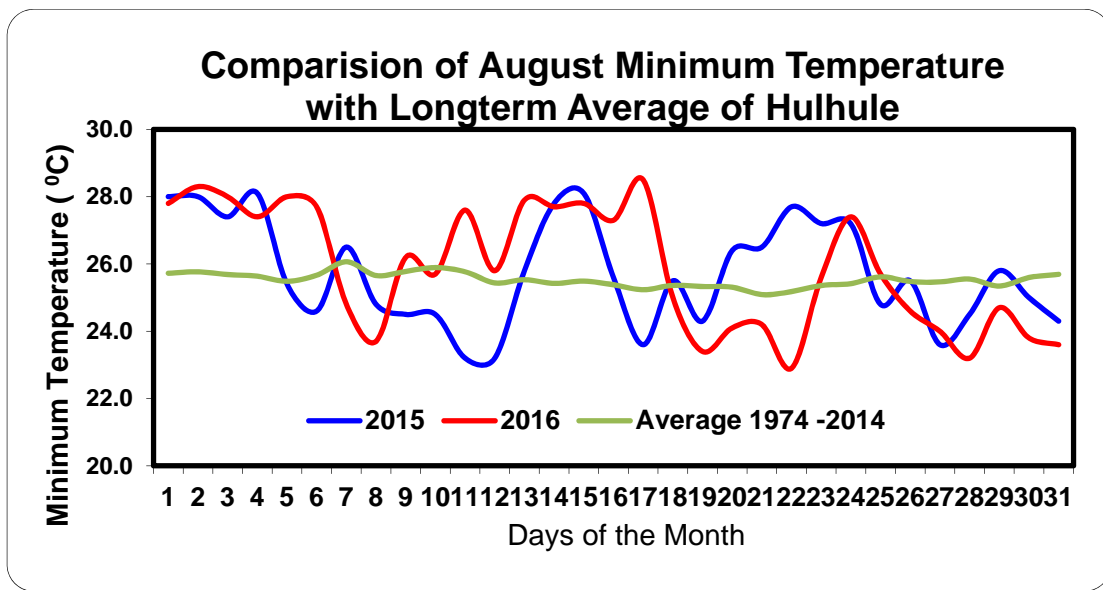
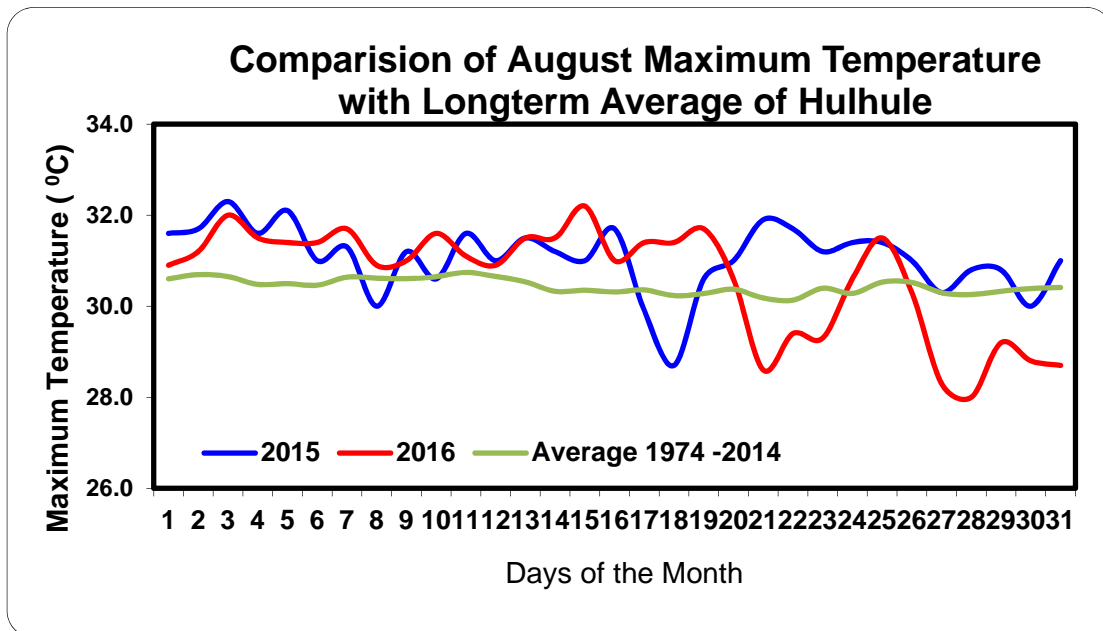
Central part

August 2016, central part of the country received a total rainfall of 310 mm. The highest rainfall within 24 hours was recorded on the 28th and amounts to 61 mm of rainfall. The rainfall received in August 2015 was 87 mm more than that of August 2016. Figure below shows daily total rainfall (2015 and 2016) and daily average rainfall for the Month of August for central part of Maldives.

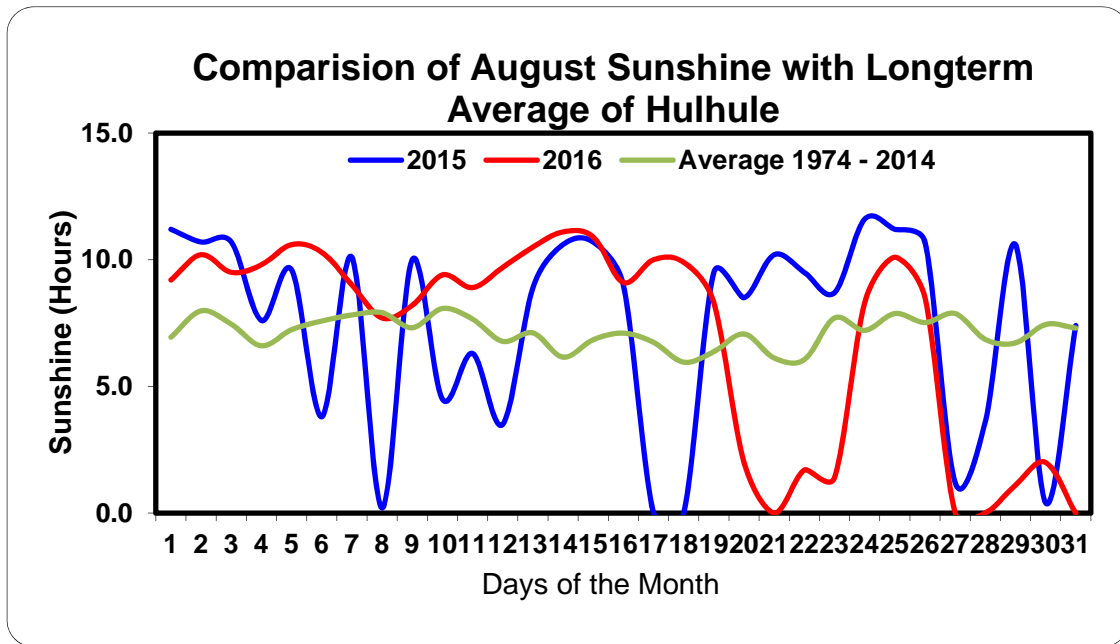


The highest temperature recorded in central part of the Maldives August 2016 was 32 degree Celsius, which was recorded on the 15th. The minimum temperature recorded in

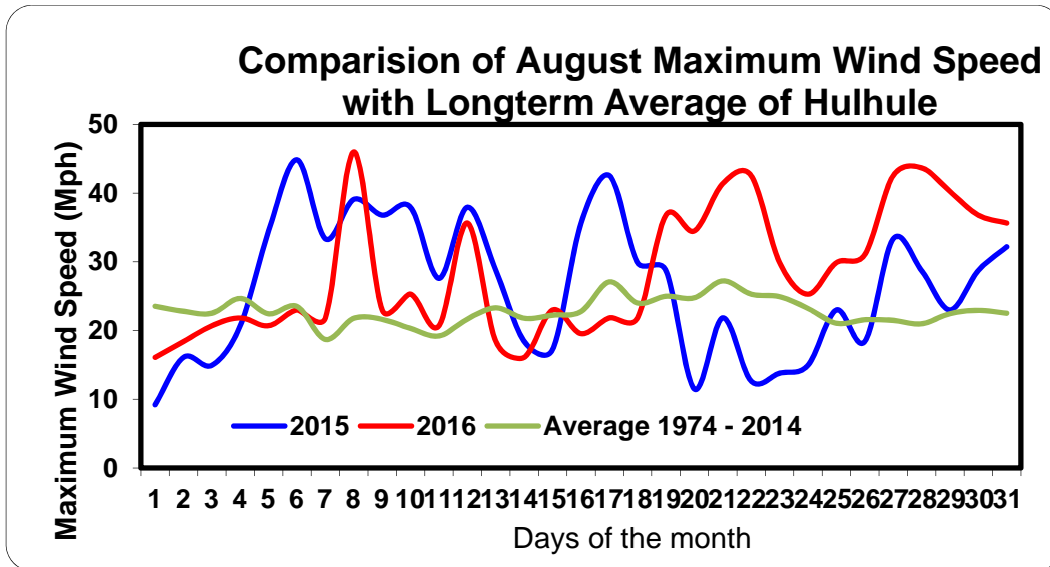
the same area for the last month was 23 degree Celsius and was recorded on the 22nd of August. On the other hand, the highest temperature recorded in August 2015 in central part of the country was 32 degree Celsius, which was recorded on the 03rd. Furthermore, the minimum temperature recorded in the central part in August 2015 was 23 degree Celsius, recorded on the 11th. Figure below shows daily maximum and minimum temperature (2015 and 2016) and average maximum and minimum temperature for the Month of August for central part of Maldives.



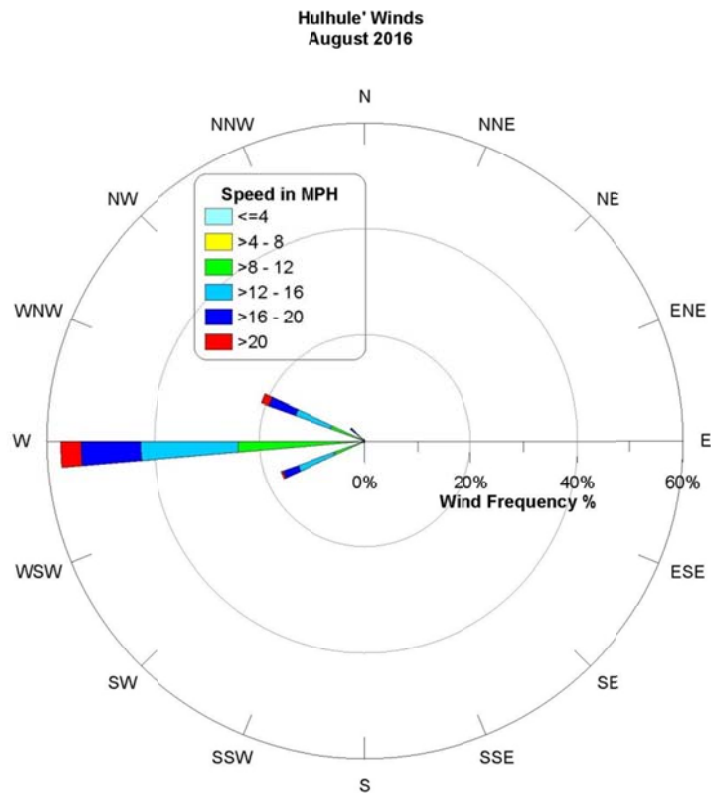
Central part of the country received sunshine for 27 days August 2016, which amounts to 217 hours 24 minutes. Furthermore, in August 2015 central part of the country received sunshine for 29 days, which amounts to 230 hours 30 minutes. Figure below shows daily sunshine (2015 and 2016) and daily average sunshine for the Month of August for central part of Maldives.



August 2016, the maximum wind speed in Central part of the country was experienced on the 08th at 18:19 hours from *west* at a speed of 46 mph. However, the maximum wind speed in central part in August 2015 was recorded on the 06th at 14:38 hours at a speed of 45 mph from *west*. Figure below shows daily maximum wind speed (2015 and 2016) and daily average maximum wind speed for the Month of August for central part of Maldives.



Below is wind frequency chart (Wind rose) of Hulhule for August 2016.



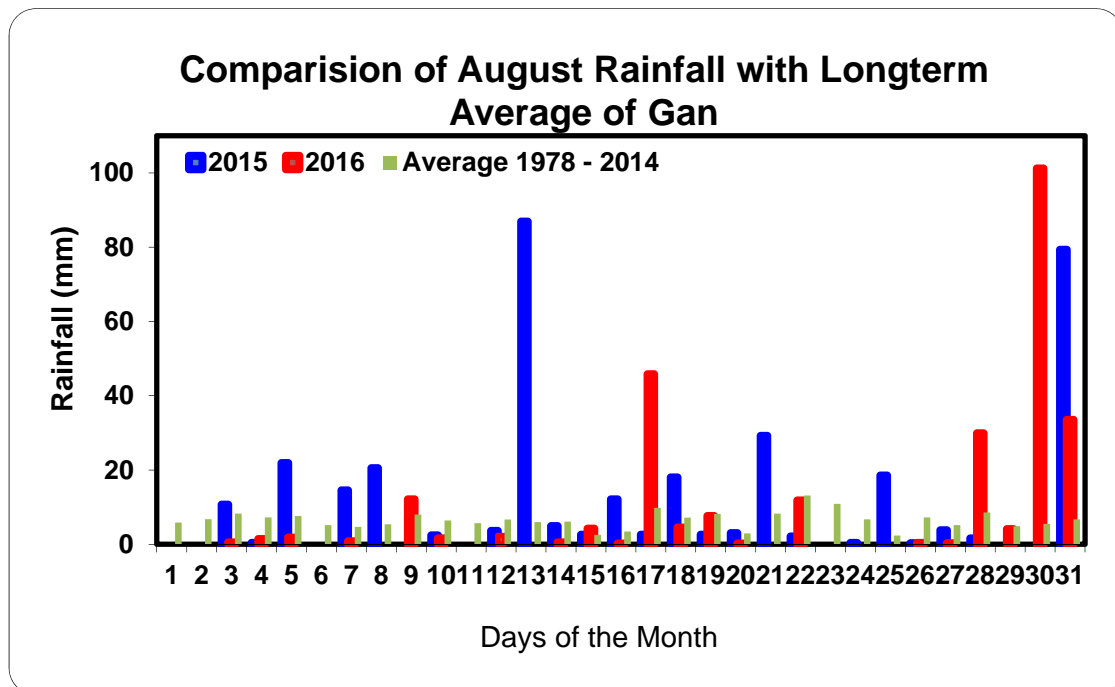
This is the wind rose for Hulhule based on hourly wind data of the month August 2016. This rose shows that the winds at Hulhule during the period blow from the much of the time. In fact, the

spoke in the direction west-south-west and west-north-west comprises about 40% of all hourly wind directions. This also shows that the wind rarely blows from other directions.

Highest maximum temperature recorded was 34.1 °C on 16 th and 28 th April 1973
Lowest minimum temperature recorded was 19.0 °C on 23 rd November 1984
Highest wind recorded was 71.3 Miles from W on 03 rd November 1978
Highest rainfall within 24hrs recorded was 200.0 mm on 11 th December 1998

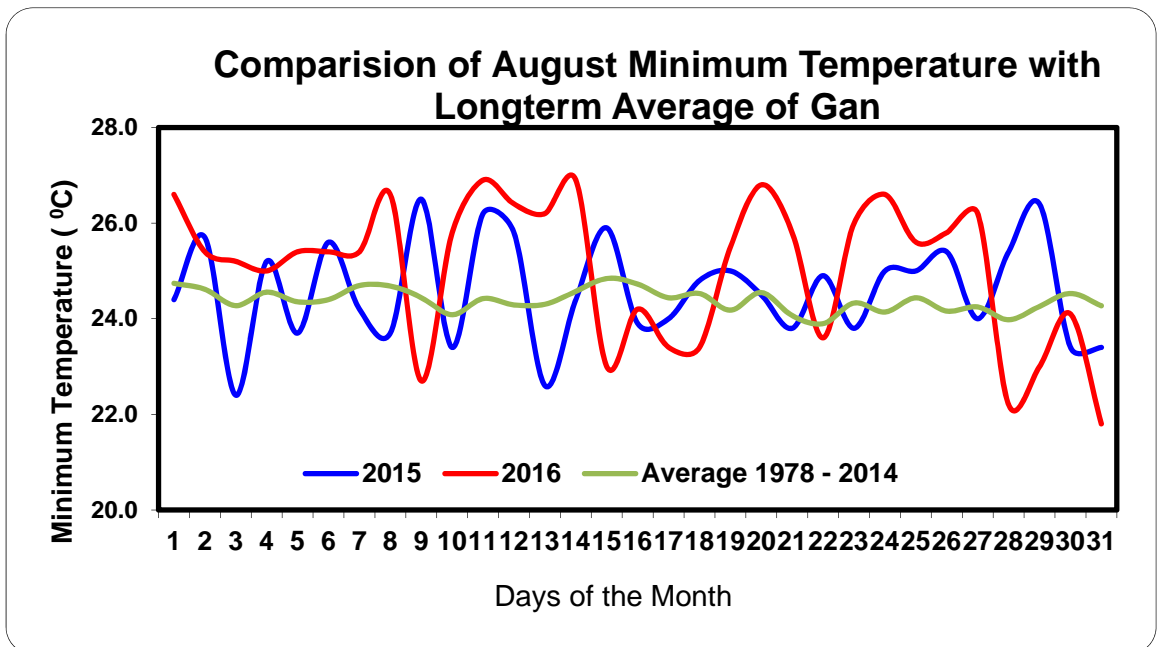
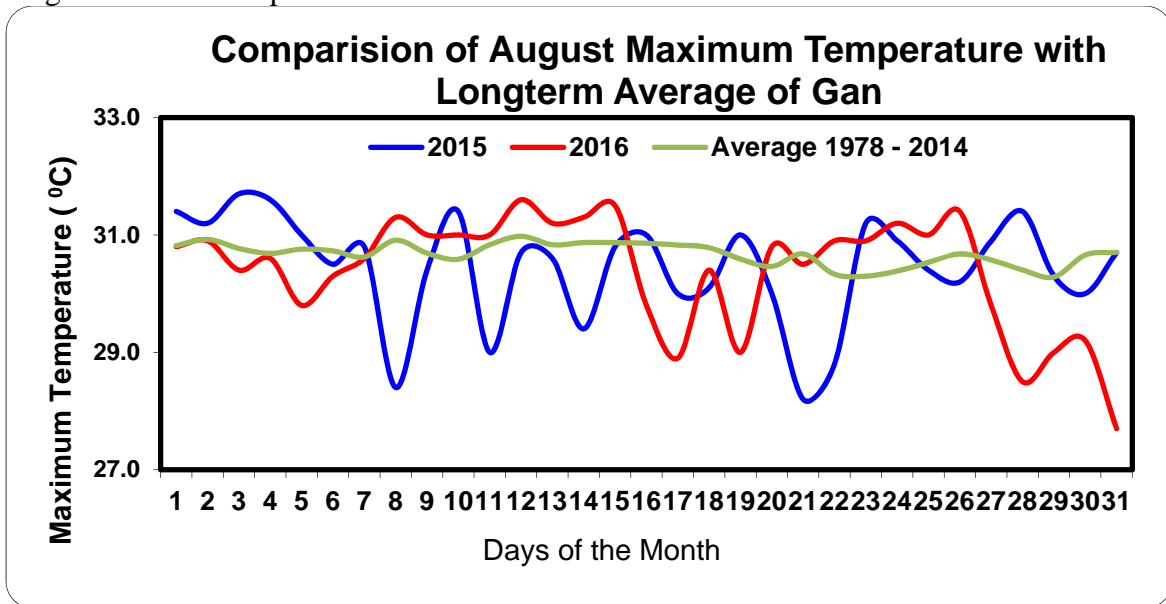
South

August 2016, southern part of the country received a total rainfall of 310 mm. The highest rainfall within 24 hours was recorded on the 28th and amounts to 61 mm of rainfall. The rainfall received in August 2015 was 87 mm more than that of August 2016. Figure below shows daily total rainfall (2015 and 2016) and daily average rainfall for the Month of August for southern part of Maldives.



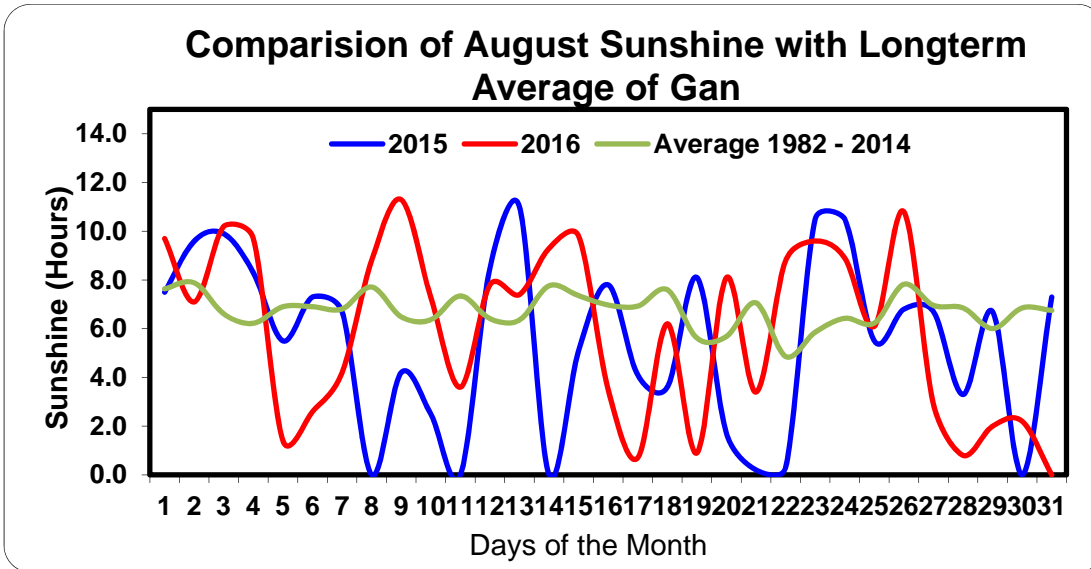
The highest temperature recorded in southern part of the Maldives August 2016 was 32 degree Celsius, which was recorded on the 15th. The minimum temperature recorded in the same area for the last month was 23 degree Celsius and was recorded on the 22nd of August. However, the highest temperature recorded in August 2015 in southern parts of

the country was 32 degree Celsius, which was recorded on the 03rd. Furthermore, the minimum temperature recorded in south in August 2015 was 23 degree Celsius, recorded on the 11th and 12th. Figure below shows daily maximum and minimum temperature (2015 and 2016) and average maximum and minimum temperature for the Month of August for southern part of Maldives.

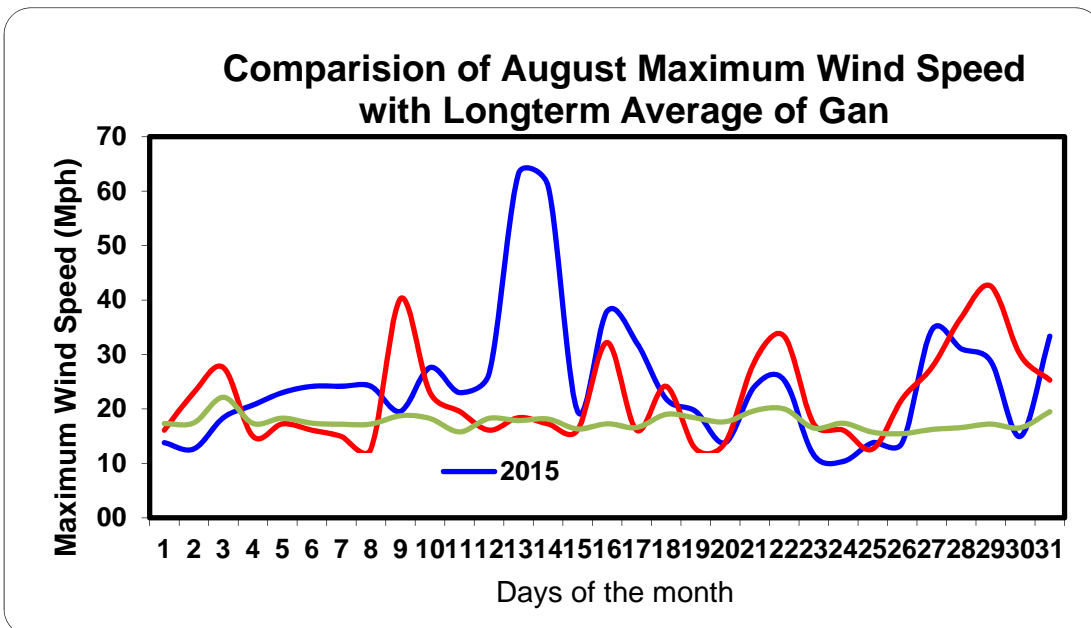


Southern part of the country received sunshine for 27 days August 2016, which amounts to 217 hours and 24 minutes. Furthermore, in August 2015 southern part of the country

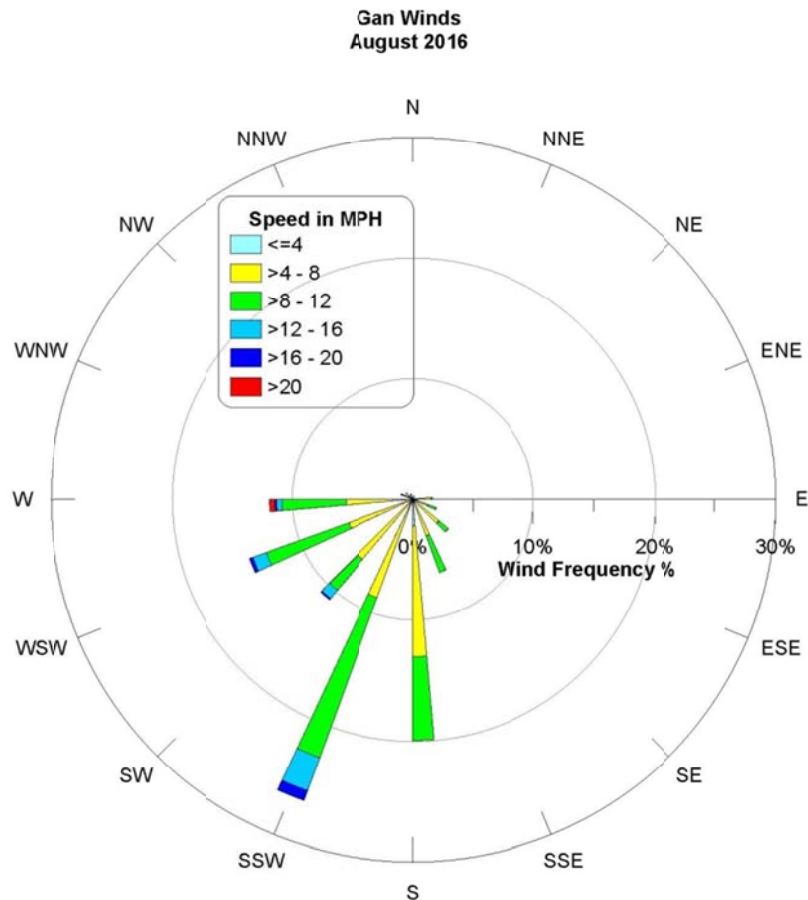
received sunshine for 29 days, which amounts to 230 hours 30 minutes. Figure below shows daily sunshine (2015 and 2016) and daily average sunshine for the Month of August for southern part of Maldives.



August 2016, the maximum wind speed in south was experienced on the 08th at 08:19 hours from *west* at a speed of 46 mph. However, the maximum wind speed in southern atolls in August 2015 was recorded on the 06th at 14:38 hours at a speed of 45 mph from *west*. Figure below shows daily maximum wind speed (2015 and 2016) and daily average maximum wind speed for the Month of August for southern part of Maldives.



Below is wind frequency chart (Wind rose) of Gan for August 2016.



This is the wind rose for Gan based on hourly wind data of the month August 2016. This rose shows that the winds at Gan during the period blow from the south and south-south-west much of the time. In fact, the spoke in the direction south-west, west-south-west and west comprises about 35% of all hourly wind directions. This also shows that the wind rarely blows from other directions.

Highest maximum temperature recorded was 33.6 °C on 17 th April 1998

Lowest minimum temperature recorded was 19.7 °C on 24 th March 1986
--

Highest wind recorded was 103.5 Miles from SW on 29 th May 1991
--

Highest rainfall within 24hrs recorded was 228.4 mm on 24 th November 2015
