



ދިވެހިރާއްޖެ ހަމަޖެހި ހަމަޖެހި ހަމަޖެހި
 "Dhivehin" – Always Maldivian, Forever Independent

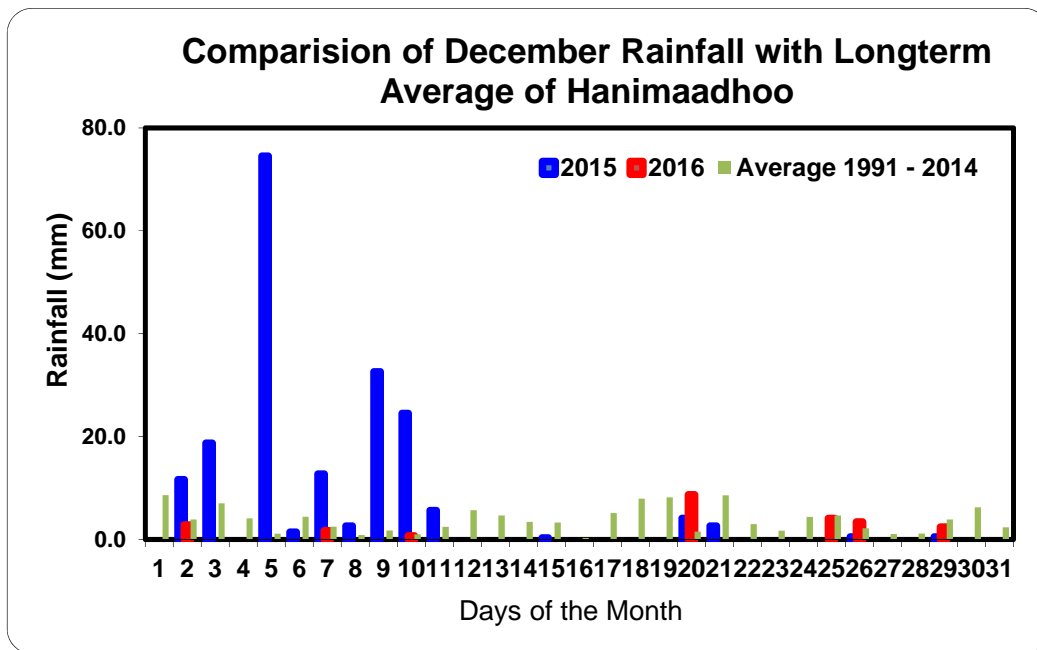
Climate Section
 Maldives Meteorological Service
 Hulhule

Climate Conditions in December 2016

Date: 31st January 2017

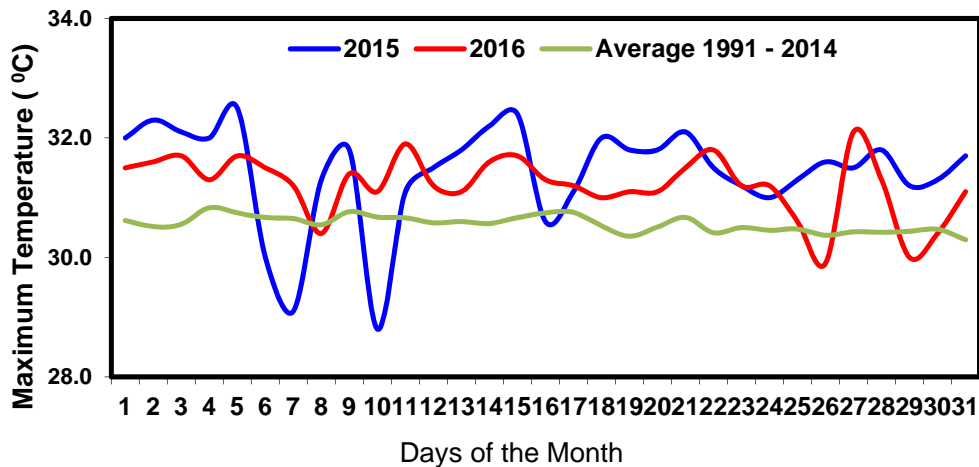
North

December 2016 northern part of the country received a total rainfall of 24 mm. The highest rainfall within 24 hours was recorded on the 20th and amounts to 09 mm of rainfall. The rainfall received in December 2015 was 168 mm more than that of December 2016. Figure below shows daily total rainfall (2015 and 2016) and daily average rainfall for the Month of December for northern part of Maldives.

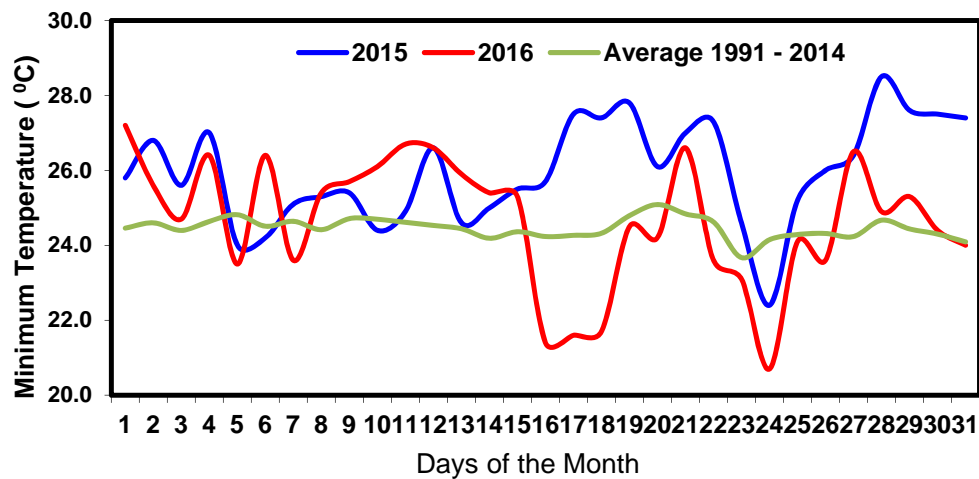


The highest temperature recorded in northern part of the Maldives December 2016 was 32 degree Celsius, which was recorded on 27th. The minimum temperature recorded in the same area for the December 2016 was 21 degree Celsius and was recorded on 24th of December. However, the highest temperature recorded in December 2015 in northern part of the country was 33 degree Celsius, which was recorded on the 05th. Furthermore, the minimum temperature recorded in northern part in December 2015 was 22 degree Celsius, recorded on the 24th. Figure below shows daily maximum and minimum temperature (2015 and 2016) and average maximum and minimum temperature for the Month of December for northern part of Maldives.

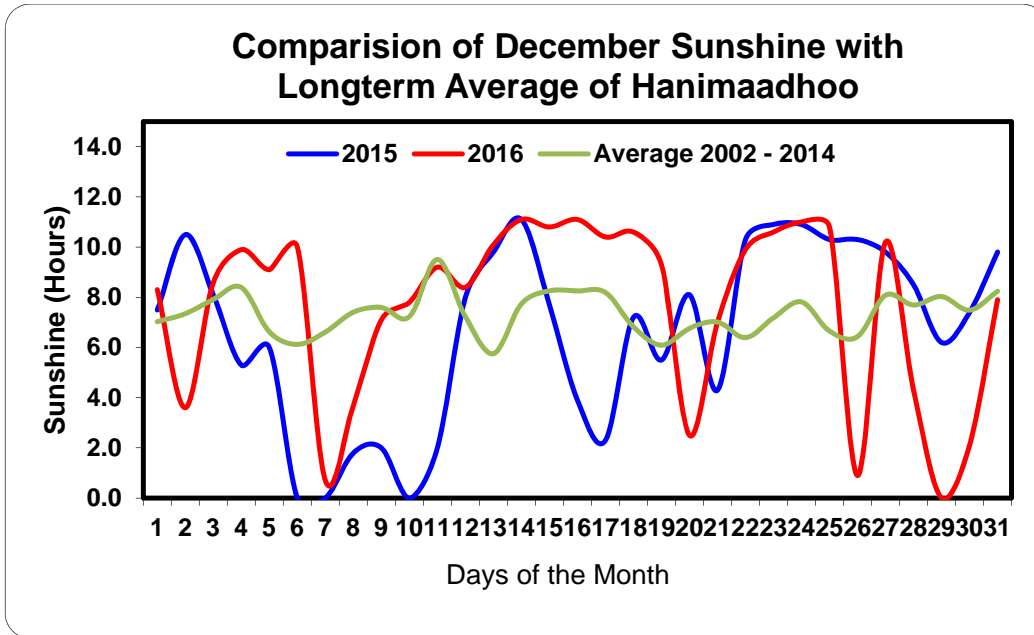
Comparison of December Maximum Temperature with Longterm Average of Hanimaadhoo



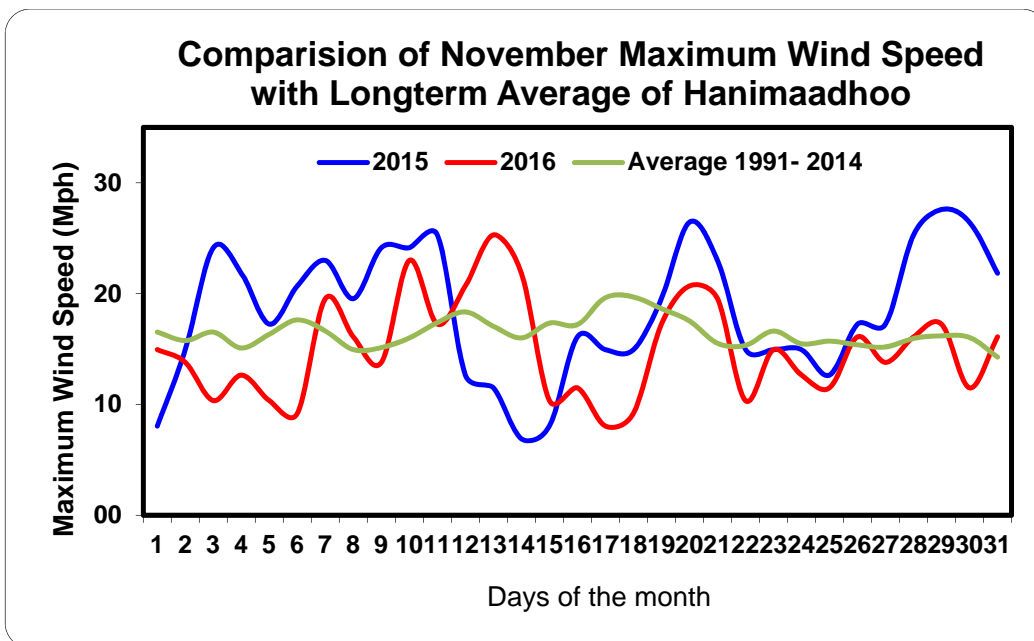
Comparison of December Minimum Temperature with Longterm Average of Hanimaadhoo



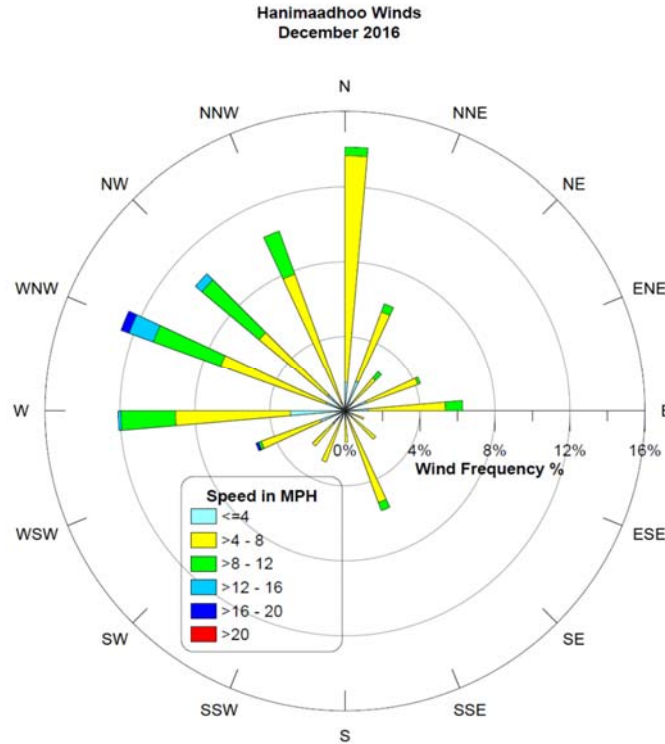
Northern part of the country received sunshine for 30 days last December, which amounts to 237 hours. Furthermore, in December 2015 northern part of the country received sunshine for 31 days, which amounts to 205 hours 30 minutes. Figure below shows daily sunshine (2015 and 2016) and daily average sunshine for the Month of December for northern part of Maldives.



December 2016, the maximum wind speed in the northern part was experienced on the 13th at 10:52 hours from *west-north-west* at a speed of 25 mph. Furthermore, the maximum wind speed in the northern part in December 2015 was recorded on 29th at 08:33 hours from *east* at a speed of 28 mph. Figure below shows daily maximum wind speed (2015 and 2016) and daily average maximum wind speed for the Month of December for northern part of Maldives.



Below is wind frequency chart (Wind rose) of Hanimaadhoo for December 2016.



This is the wind rose for Hanimaadhoo based on hourly wind data of the month December 2016. This rose shows that the winds at Hanimaadhoo during the period blow from the north and west-north-west much of the time. In fact, the spokes in the directions west, -north-west and north-north-west comprises about 12% of all hourly wind directions. This also shows that the wind rarely blows from other directions.

Highest maximum temperature recorded was 35.0 °C on 30 th April 2016

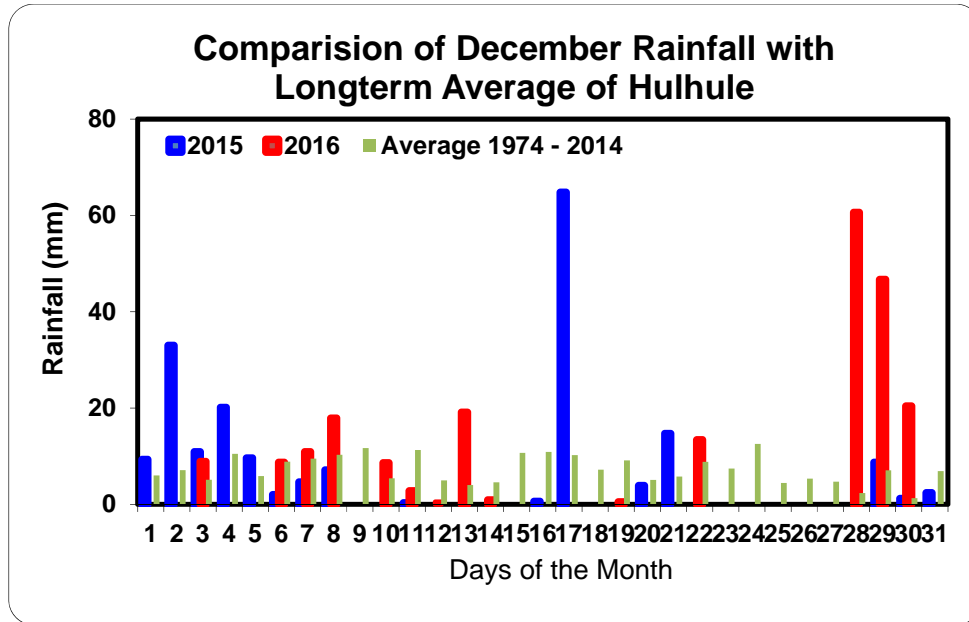
Lowest minimum temperature recorded was 18.2 °C on 23 rd December 2002

Highest wind recorded was 87.4 Miles from NNW on 03 rd December 1991

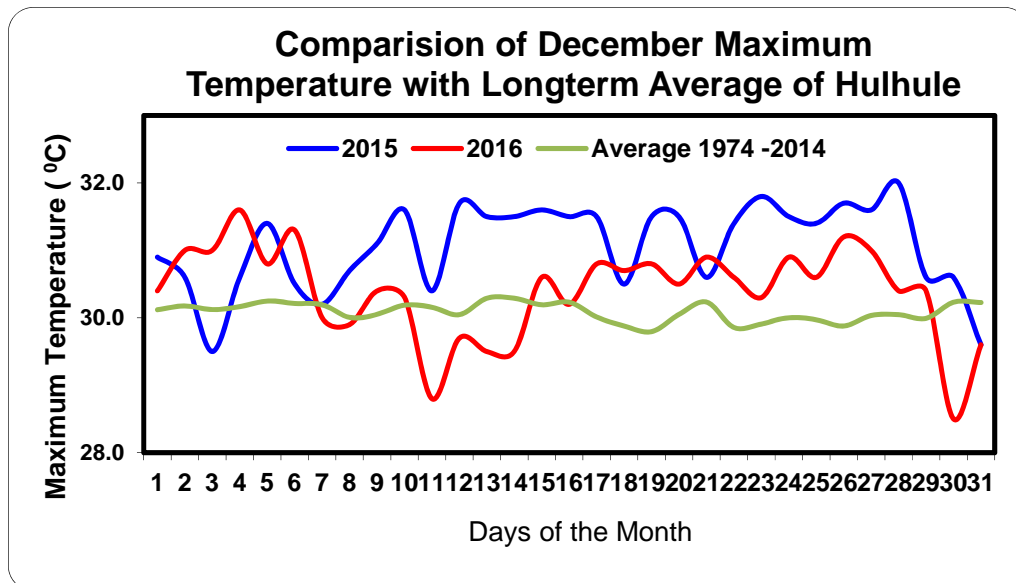
Highest rainfall within 24hrs recorded was 146.9 mm on 26 th May 2008
--

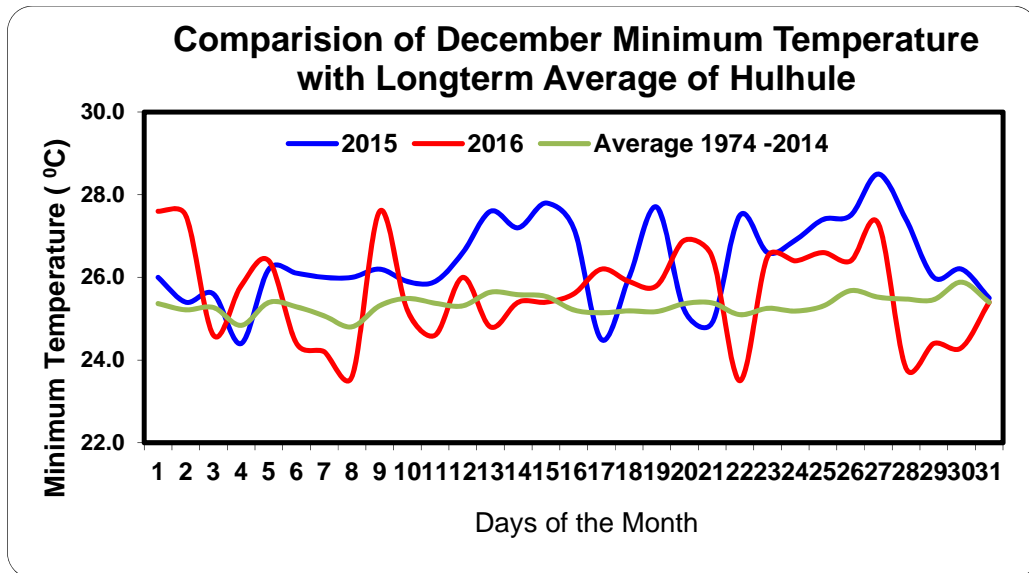
Central part

December 2016, central part of the country received a total rainfall of 220 mm. The highest rainfall within 24 hours was recorded on the 28th and amounts to 61 mm of rainfall. The rainfall received in December 2015 was 27 mm less than that of December 2016. Figure below shows daily total rainfall (2015 and 2016) and daily average rainfall for the Month of December for central part of Maldives.

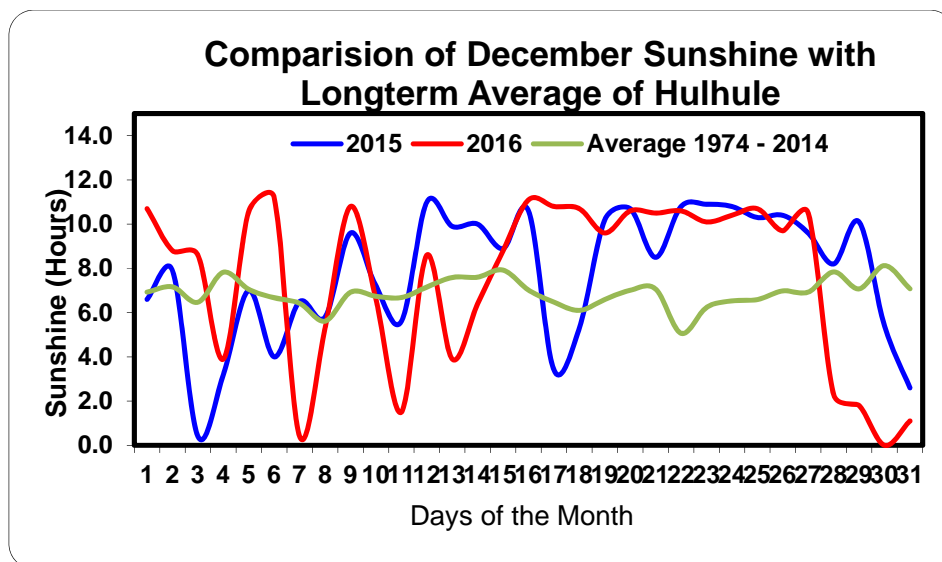


The highest temperature recorded in central part of the Maldives December 2016 was 32 degree Celsius, which was recorded on the 04th. The minimum temperature recorded in the same area for the last month was 24 degree Celsius and was recorded on the 22nd of December. On the other hand, the highest temperature recorded in December 2015 in central part of the country was 32 degree Celsius, which was recorded on the 28th. Furthermore, the minimum temperature recorded in the central part in December 2015 was 24 degree Celsius, recorded on the 04th. Figure below shows daily maximum and minimum temperature (2015 and 2016) and average maximum and minimum temperature for the Month of December for central part of Maldives.



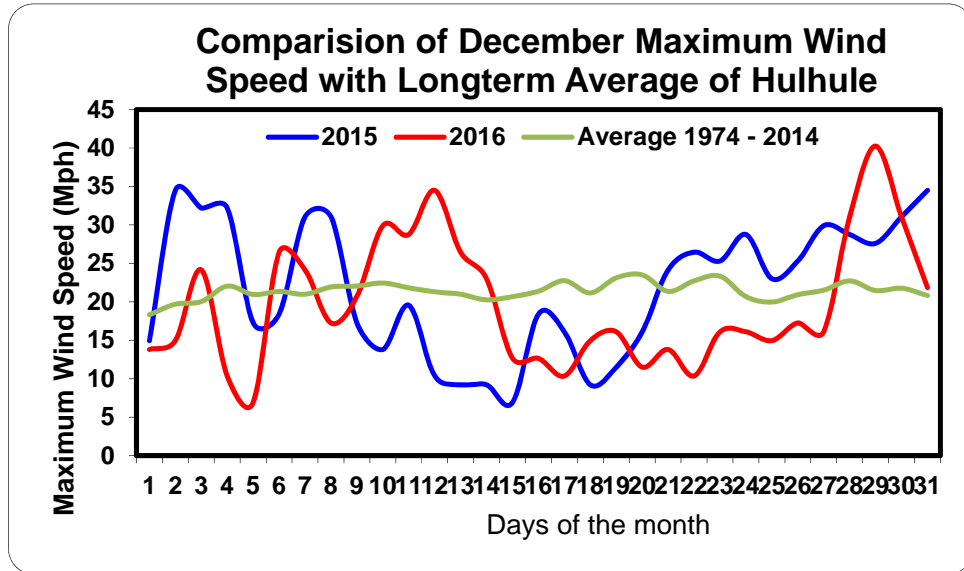


Central part of the country received sunshine for 30 days December 2016, which amounts to 236 hours 36 minutes. Furthermore, in December 2015 central part of the country received sunshine for 31 days, which amounts to 241 hours 24 minutes. Figure below shows daily sunshine (2015 and 2016) and daily average sunshine for the Month of December for central part of Maldives.

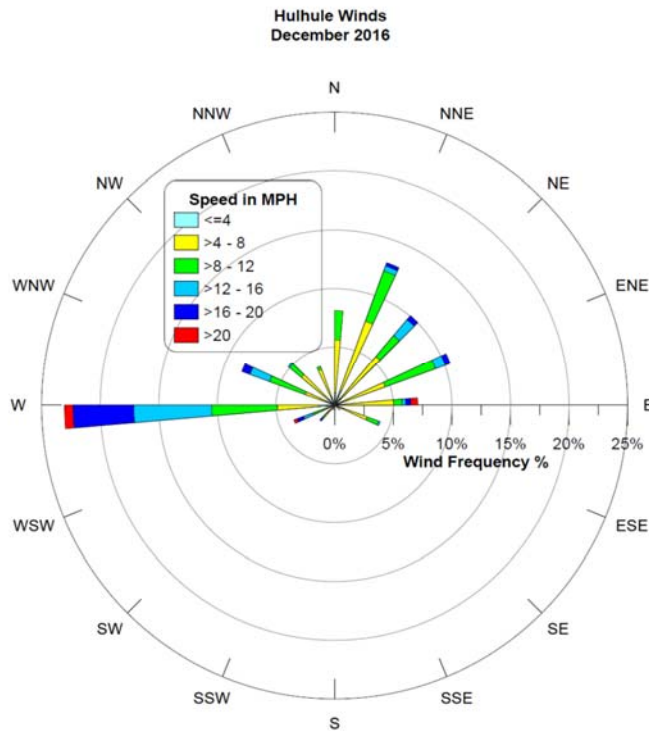


December 2016, the maximum wind speed in Central part of the country was experienced on the 30th at 02:30 hours from *east* at a speed of 40 mph. However, the maximum wind speed in central part in December 2015 was recorded on the 02nd at 16:40 hours from *south-south-west* and on 31st 10:26 hours at a speed of 35 mph from *south-south-west*. Figure below shows daily maximum wind speed (2015 and 2016)

and daily average maximum wind speed for the Month of December for central part of Maldives.



Below is wind frequency chart (Wind rose) of Hulhule for December 2016.



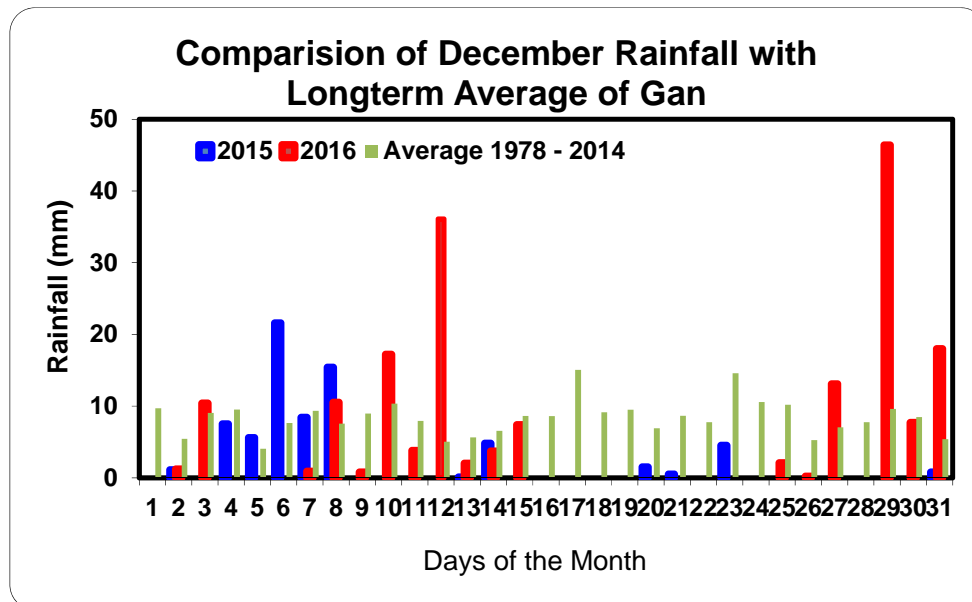
This is the wind rose for Hulhule based on hourly wind data of the month December 2016. This rose shows that the winds at Hulhule during the period blow from the west

much of the time. In fact, the spokes in the directions north-north-east comprises about 8% of all hourly wind directions. This also shows that the wind rarely blows from other directions.

Highest maximum temperature recorded was 34.1 °C on 16 th and 28 th April 1973
Lowest minimum temperature recorded was 19.0 °C on 23 rd December 1984
Highest wind recorded was 71.3 Miles from W on 03 rd December 1978
Highest rainfall within 24hrs recorded was 200.0 mm on 11 th December 1998

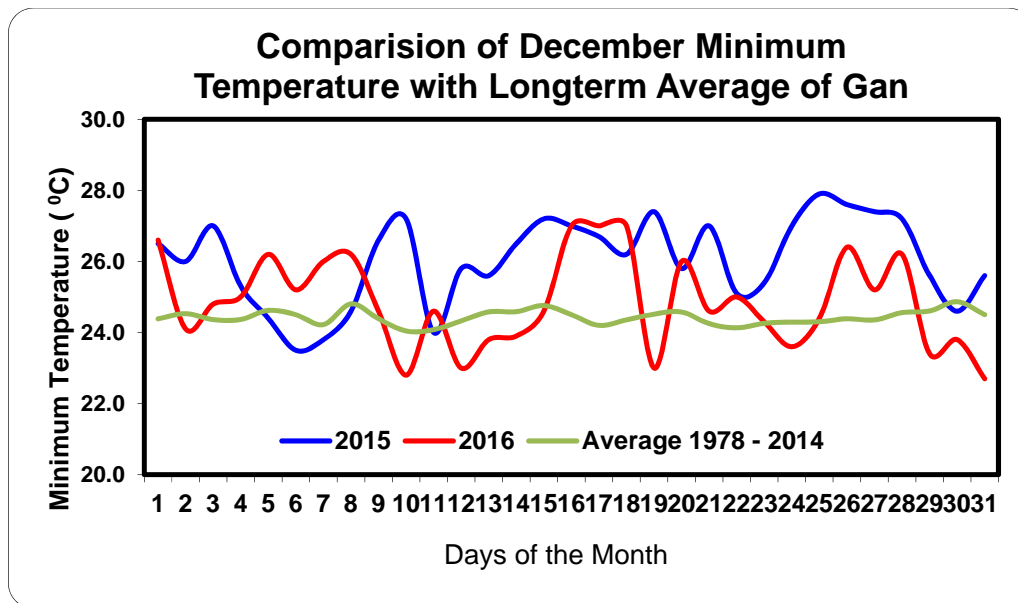
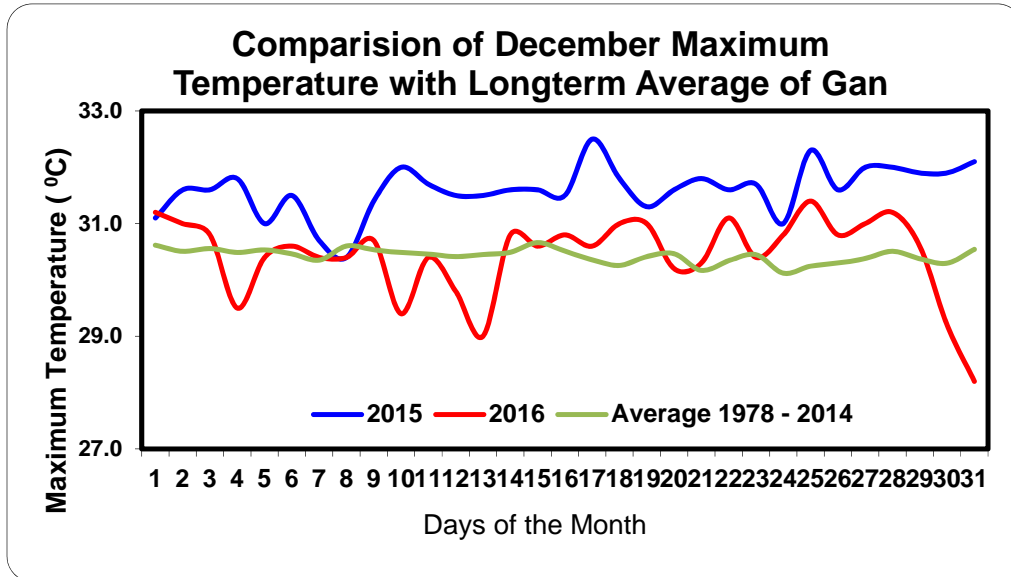
South

December 2016, southern part of the country received a total rainfall of 182 mm. The highest rainfall within 24 hours was recorded on the 29th and amounts to 46 mm of rainfall. The rainfall received in December 2015 was 110 mm less than that of December 2016. Figure below shows daily total rainfall (2015 and 2016) and daily average rainfall for the Month of December for southern part of Maldives.

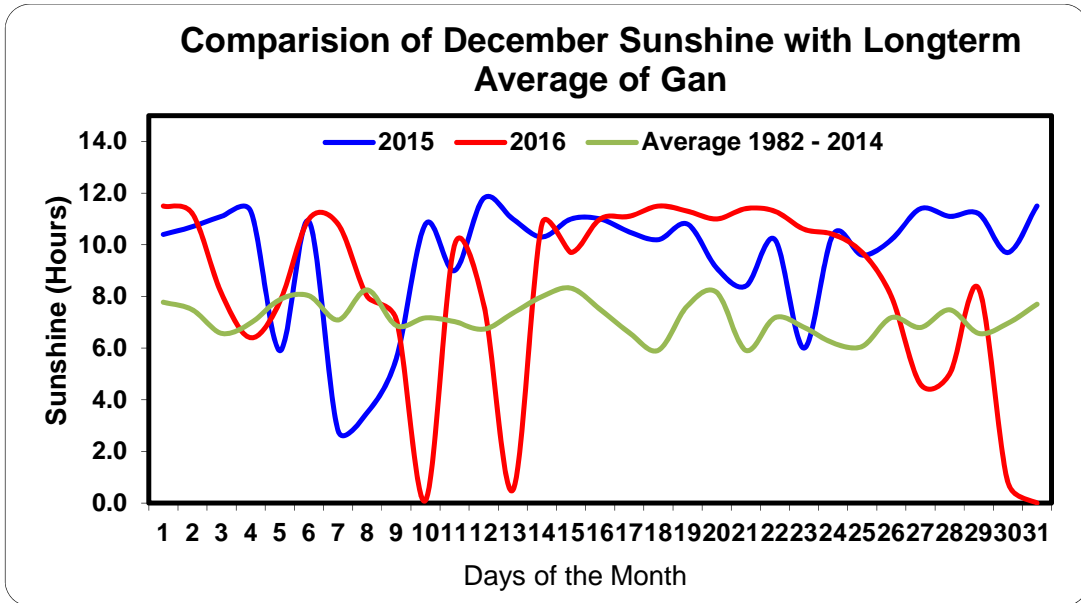


The highest temperature recorded in southern part of the Maldives December 2016 was 31 degree Celsius, which was recorded on the 25th. The minimum temperature recorded in the same area for the last month was 23 degree Celsius and was recorded on the 31st of December. However, the highest temperature recorded in December 2015 in southern parts of the country was 33 degree Celsius, which was recorded on the 17th. Furthermore, the minimum temperature recorded in south in December 2015 was 24 degree Celsius, recorded on the 06th. Figure below shows daily maximum and minimum

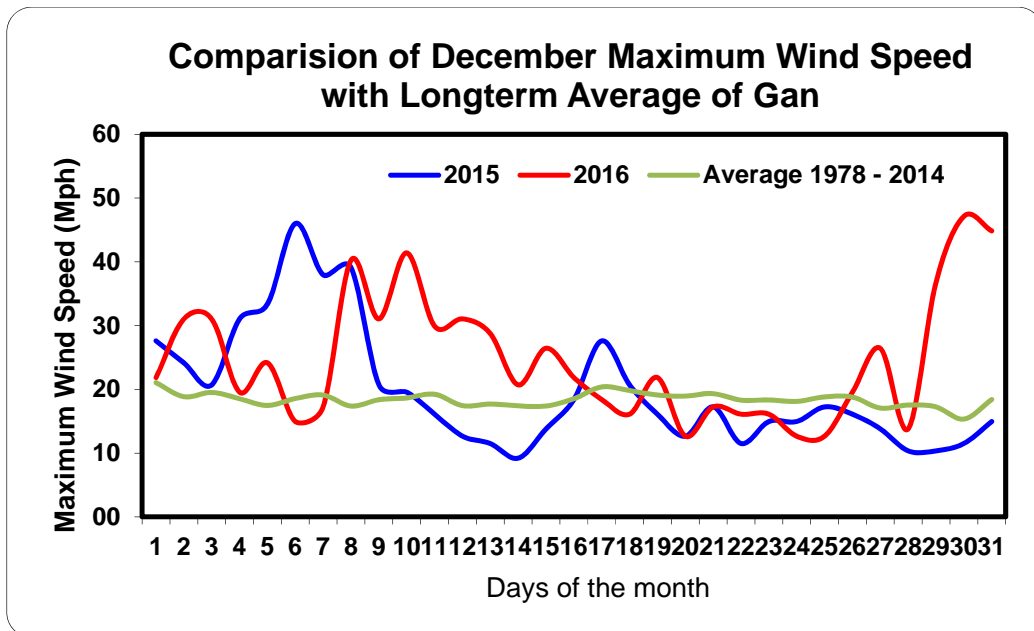
temperature (2015 and 2016) and average maximum and minimum temperature for the Month of December for southern part of Maldives.



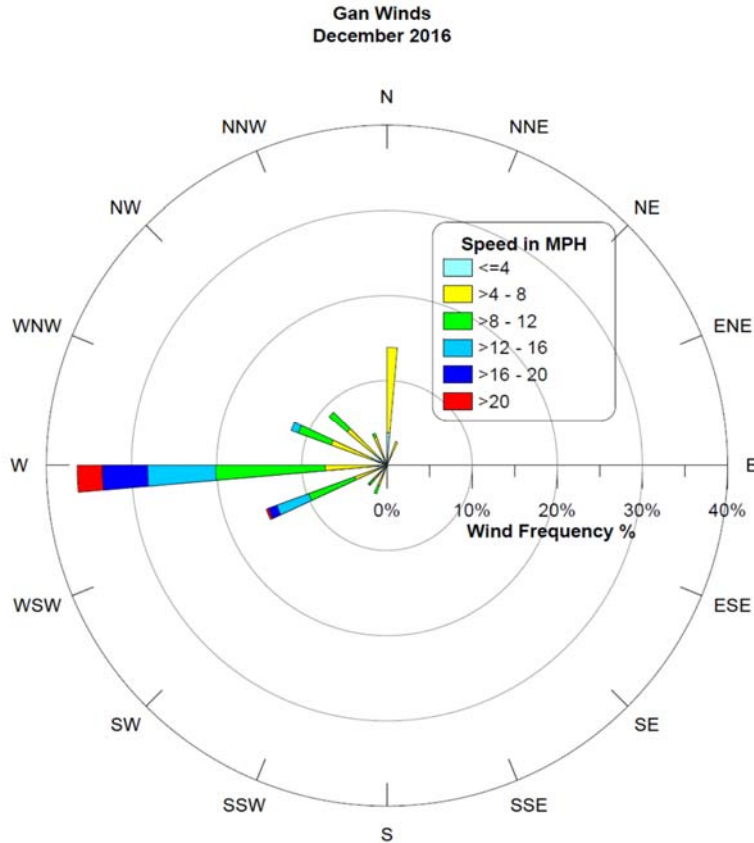
Southern part of the country received sunshine for 30 days December 2016, which amounts to 256 hours and 42 minutes. Furthermore, in December 2015 southern part of the country received sunshine for 31 days, which amounts to 297 hours 24 minutes. Figure below shows daily sunshine (2015 and 2016) and daily average sunshine for the Month of December for southern part of Maldives.



December 2016, the maximum wind speed in south was experienced on the 31st at 04:22 hours from *west* at a speed of 47 mph. However, the maximum wind speed in southern atolls in December 2015 was recorded on the 07th at 02:42 hours at a speed of 46 mph from *west*. Figure below shows daily maximum wind speed (2015 and 2016) and daily average maximum wind speed for the Month of December for southern part of Maldives.



Below is wind frequency chart (Wind rose) of Gan for December 2016.



This is the wind rose for Gan based on hourly wind data of the month December 2016. This rose shows that the winds at Gan during the period blow from the west much of the time. In fact, the spokes in the directions west-south-west, west-north-west and north comprises about 20% of all hourly wind directions. This also shows that the wind rarely blows from other directions.

Highest maximum temperature recorded was 33.6 °C on 17 th April 1998
Lowest minimum temperature recorded was 19.7 °C on 24 th March 1986
Highest wind recorded was 103.5 Miles from SW on 29 th May 1991
Highest rainfall within 24hrs recorded was 228.4 mm on 24 th December 2015