



nt

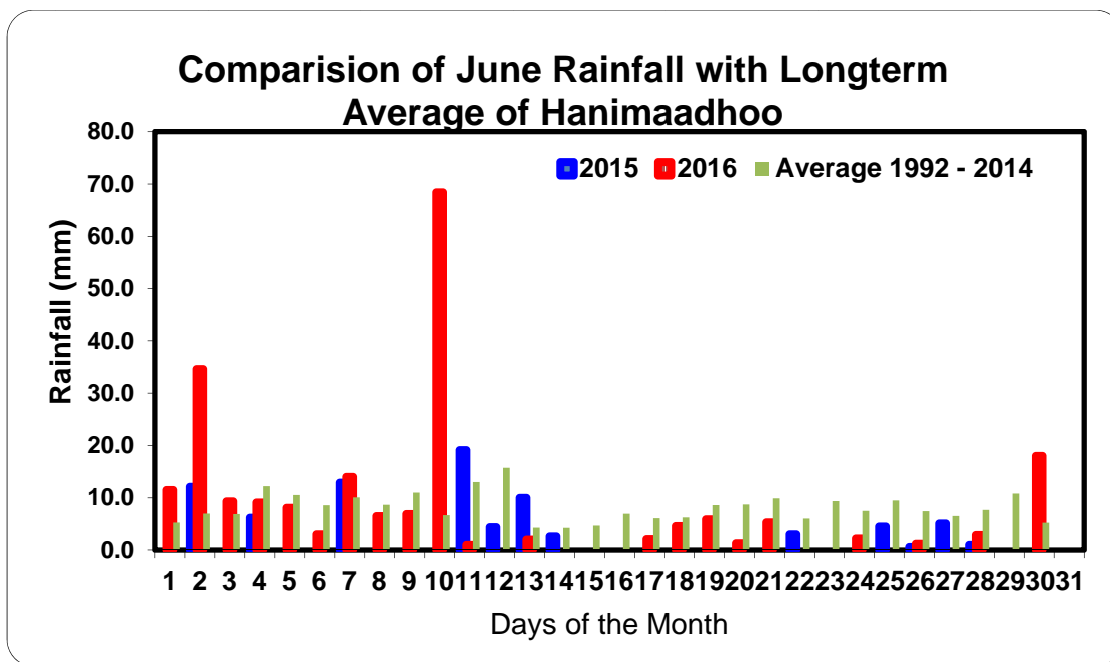
Climate Section
Maldives Meteorological Service
Hulhule

Climate Conditions in June 2016

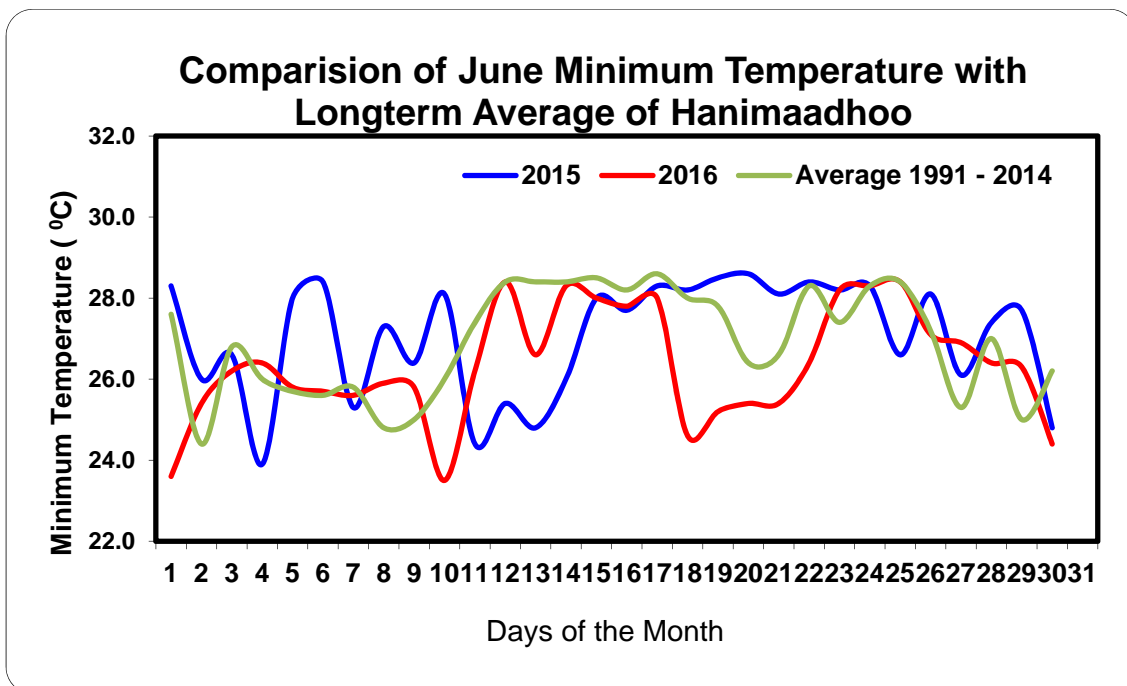
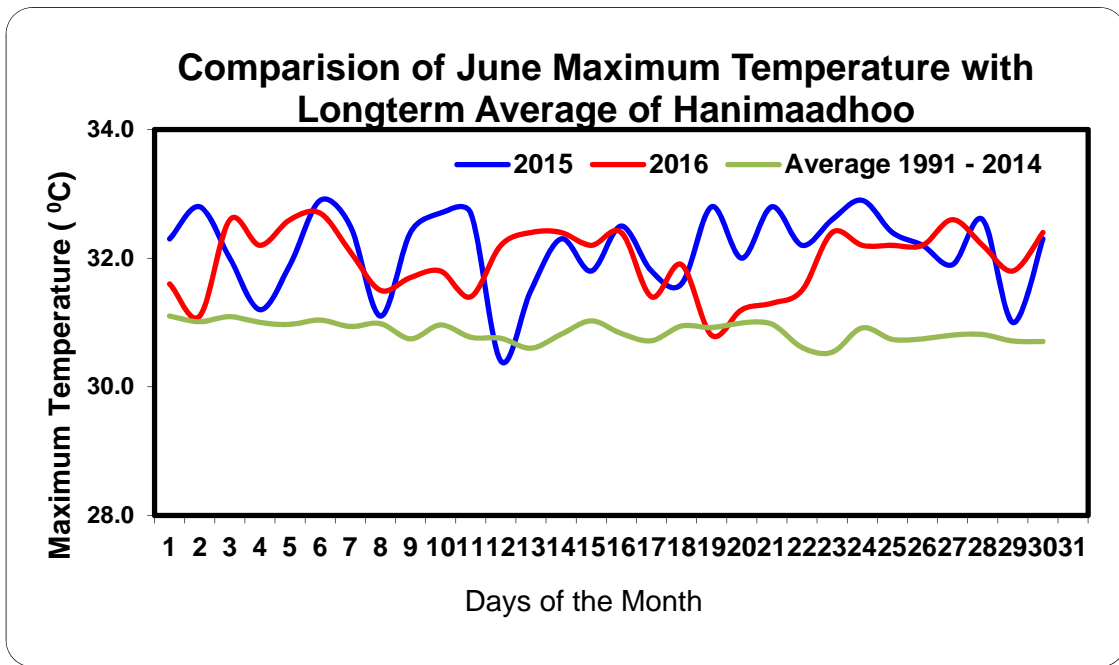
Date: 05th July 2016

North

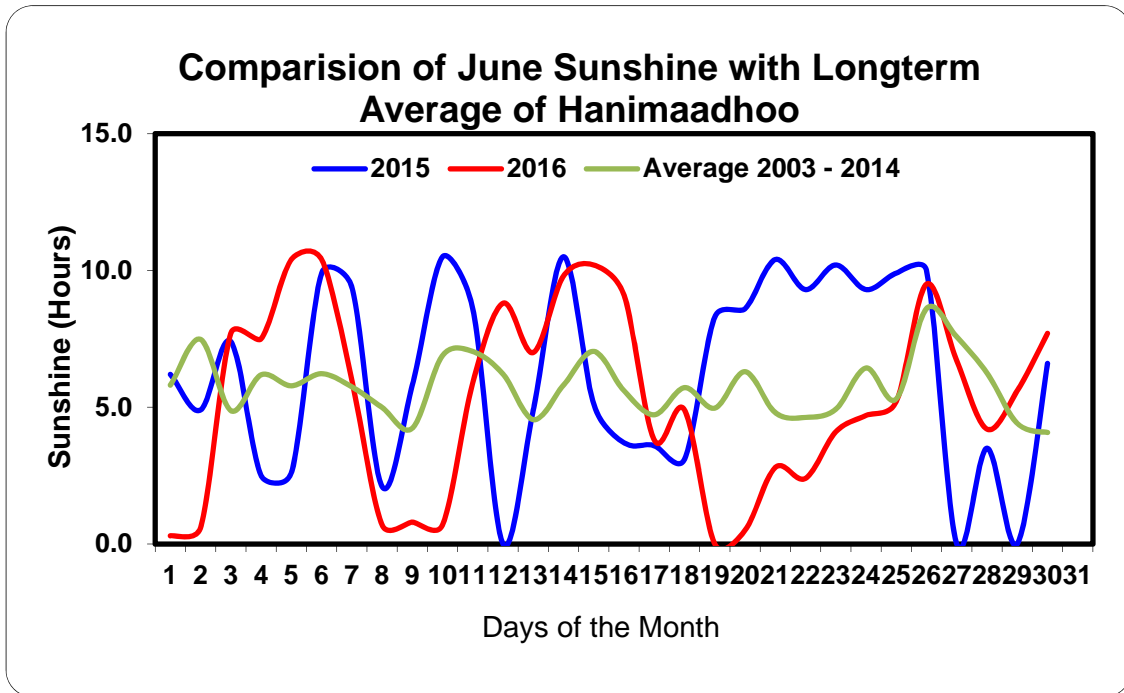
June 2016 northern part of the country received a total rainfall of 218 mm. The highest rainfall within 24 hours was recorded on the 10th and amounts to 68 mm of rainfall. The rainfall received in June 2015 was 136 mm less than that of June 2016. Figure below shows daily total rainfall (2015 and 2016) and daily average rainfall for the Month of June for northern part of Maldives.



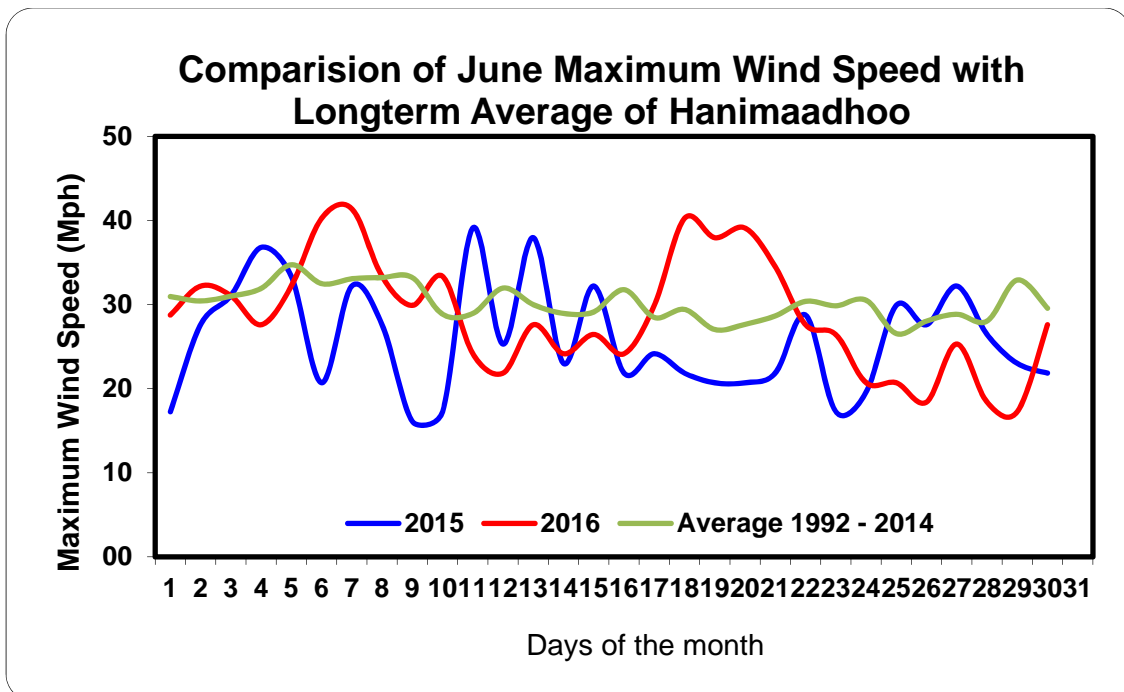
The highest temperature recorded in northern part of the Maldives June 2016 was 33 degree Celsius, which was recorded on 06th. The minimum temperature recorded in the same area for the April 2016 was 24 degree Celsius and was recorded on 10th of June. However, the highest temperature recorded in June 2015 in northern part of the country was 33 degree Celsius, which was recorded on the 06th and 24th. Furthermore, the minimum temperature recorded in northern part in June 2015 was 24 degree Celsius, recorded on the 11th. Figure below shows daily maximum and minimum temperature (2015 and 2016) and average maximum and minimum temperature for the Month of June for northern part of Maldives.



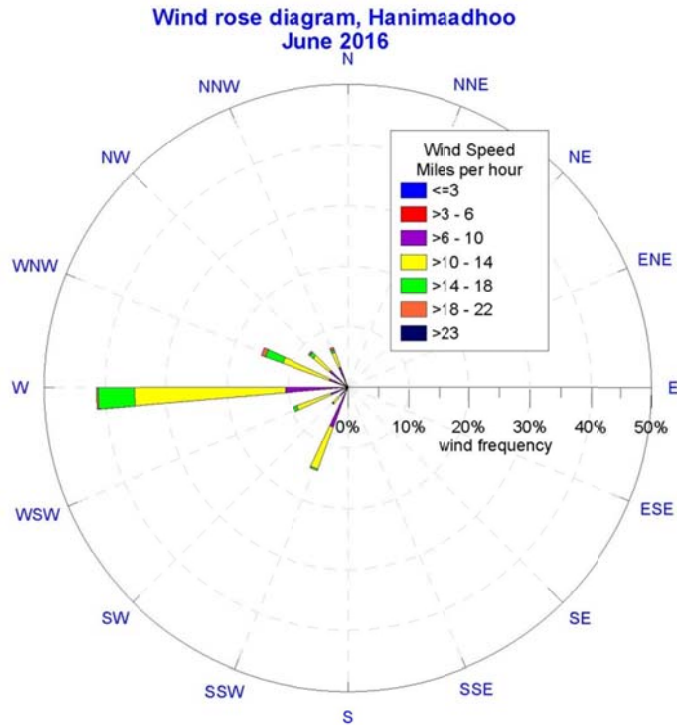
Northern part of the country received sunshine for 29 days in June 2016, which amounts to 158 hours. Furthermore, in June 2015 northern part of the country received sunshine for 27 days, which amounts to 186 hours 54 minutes. Figure below shows daily sunshine (2015 and 2016) and daily average sunshine for the Month of June for northern part of Maldives.



June 2016, the maximum wind speed in the northern part was experienced on the 07th at 16:25 hours from *north-north-west* at a speed of 41 mph. Furthermore, the maximum wind speed in the northern part in June 2015 was recorded on 12th at 04:01 hours from *west-north-west* at a speed of 39 mph. Figure below shows daily maximum wind speed (2015 and 2016) and daily average maximum wind speed for the Month of June for northern part of Maldives.



Below is wind frequency chart (Wind rose) of Hanimaadhoo for June 2016.



This is the wind rose for Hanimaadhoo based on hourly wind data of the month June 2016. This rose shows that the winds at Hanimaadhoo during the period blow from the west much of the time. In fact, the spokes in the directions south-south-west, west-south-west and west-north-west comprise about 40% of all hourly wind directions. This also shows that the wind rarely blows from other directions.

Highest maximum temperature recorded was 35.0 ⁰ C on 30 th April 2016

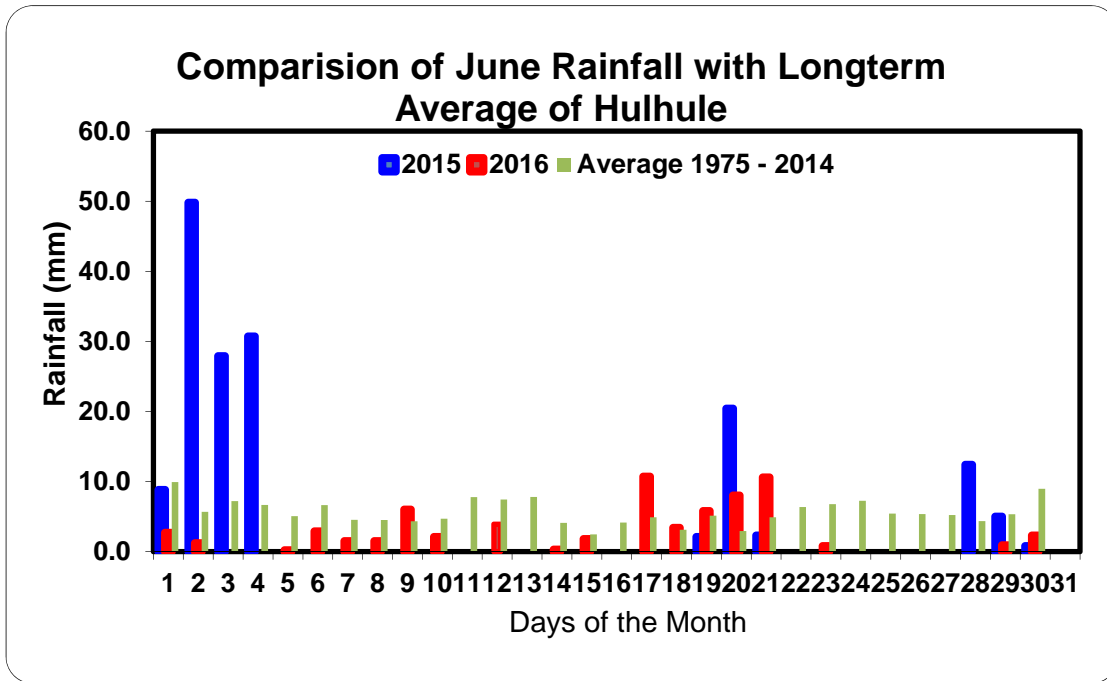
Lowest minimum temperature recorded was 18.2 ⁰ C on 23 rd December 2002

Highest wind recorded was 87.4 Miles from NNW on 03 rd June 1991

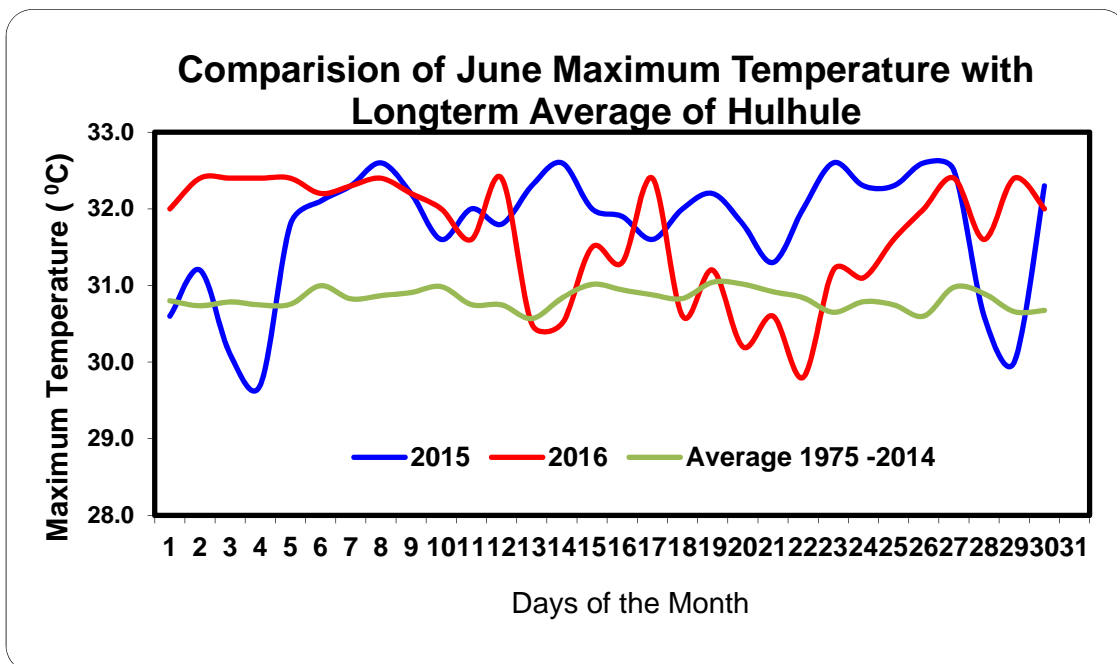
Highest rainfall within 24hrs recorded was 146.9 mm on 26 th June 2008

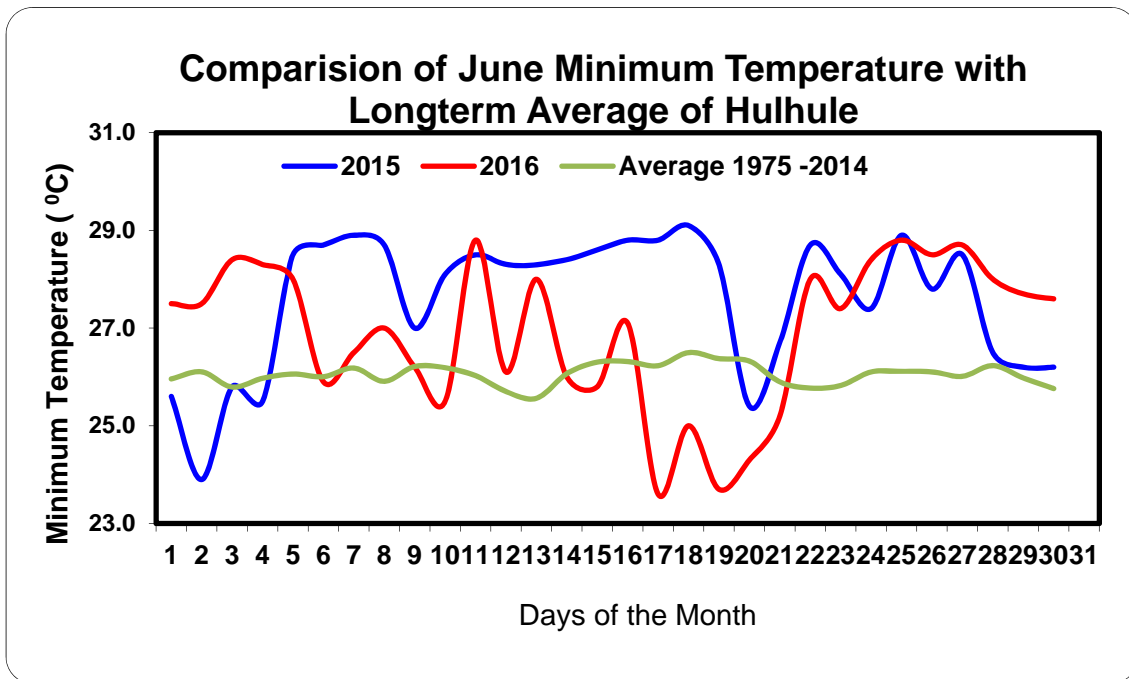
Central part

June 2016, central part of the country received a total rainfall of 67 mm. The highest rainfall within 24 hours was recorded on the 17th and amounts to 11 mm of rainfall. The rainfall received in June 2015 was 94 mm more than that of June 2016. Figure below shows daily total rainfall (2015 and 2016) and daily average rainfall for the Month of June for central part of Maldives.

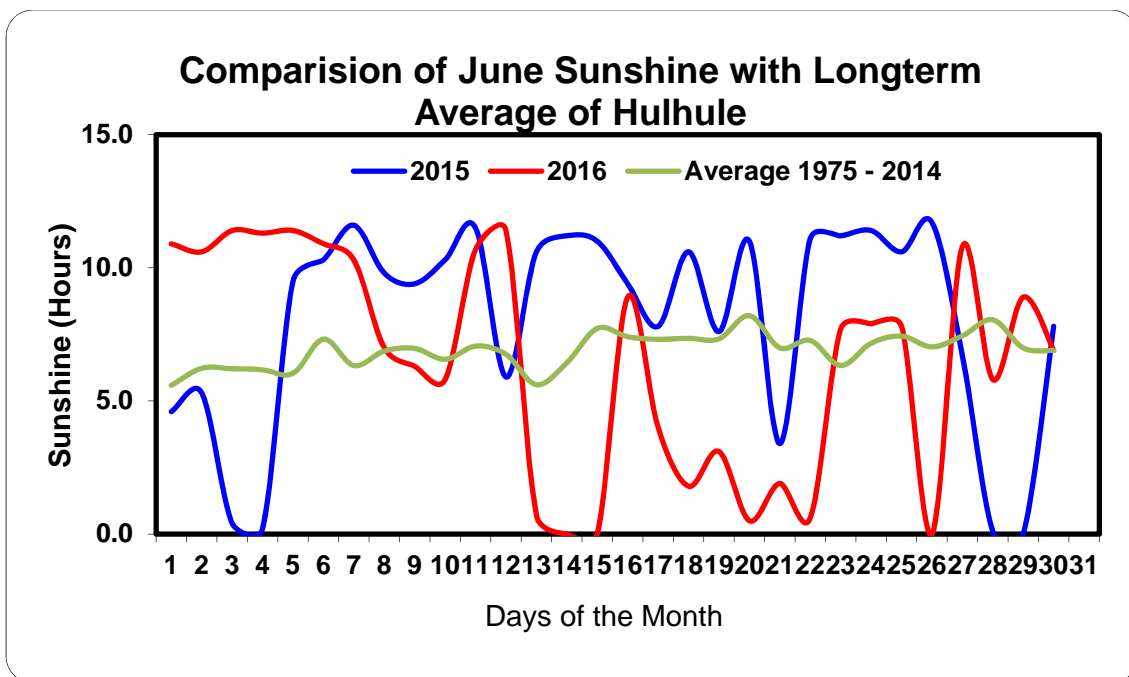


The highest temperature recorded in central part of the Maldives in June 2016 was 32 degree Celsius, which was recorded on the 2, 3,4,5,8,12,17,27 and 29th. The minimum temperature recorded in the same area for the last month was 24 degree Celsius and was recorded on the 17th of June. On the other hand, the highest temperature recorded in June 2015 in central part of the country was 33 degree Celsius, which was recorded on the 08,14 and 23rd. Furthermore, the minimum temperature recorded in the central part in June 2015 was 24 degree Celsius, recorded on the 02nd. Figure below shows daily maximum and minimum temperature (2015 and 2016) and average maximum and minimum temperature for the Month of June for central part of Maldives.



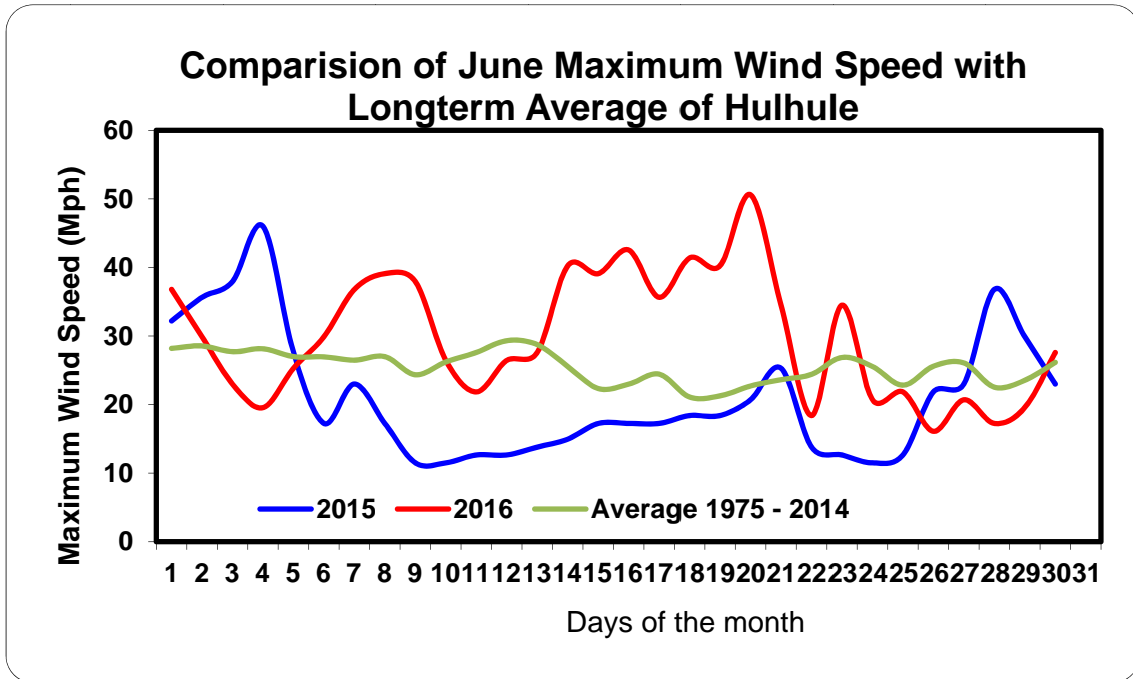


Central part of the country received sunshine for 27 days in June 2016, which amounts to 195 hours 18 minutes. Furthermore, in June 2015 central part of the country received sunshine for 29 days, which amounts to 242 hours 29 minutes. Figure below shows daily sunshine (2015 and 2016) and daily average sunshine for the Month of June for central part of Maldives.

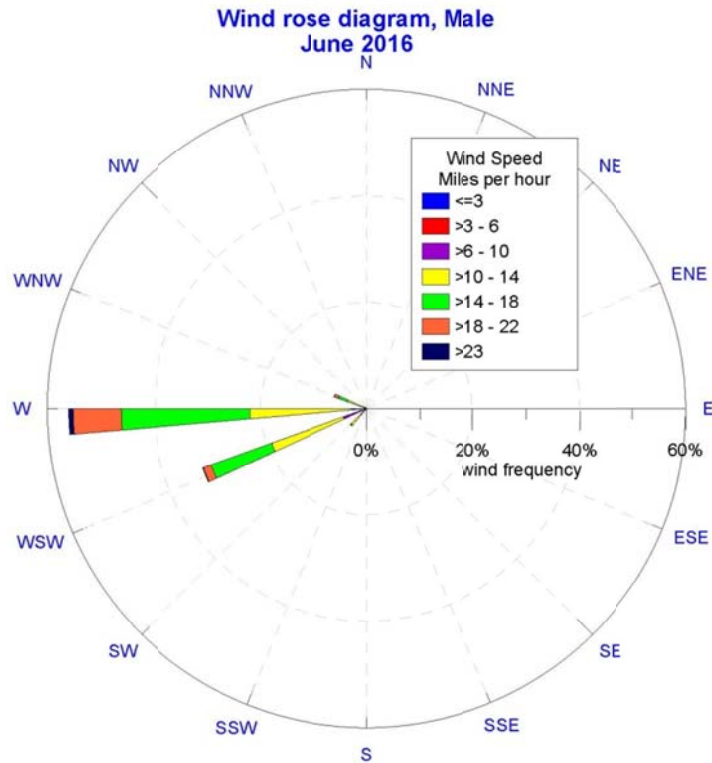


June 2016, the maximum wind speed in Central part of the country was experienced on the 20th at 12:17 hours from *west* at a speed of 51 mph. However, the maximum wind

speed in central part in June 2015 was recorded on the 04th at 20:07 hours at a speed of 46 mph from *west*. Figure below shows daily maximum wind speed (2015 and 2016) and daily average maximum wind speed for the Month of June for central part of Maldives.



Below is wind frequency chart (Wind rose) of Hulhule for June 2016.

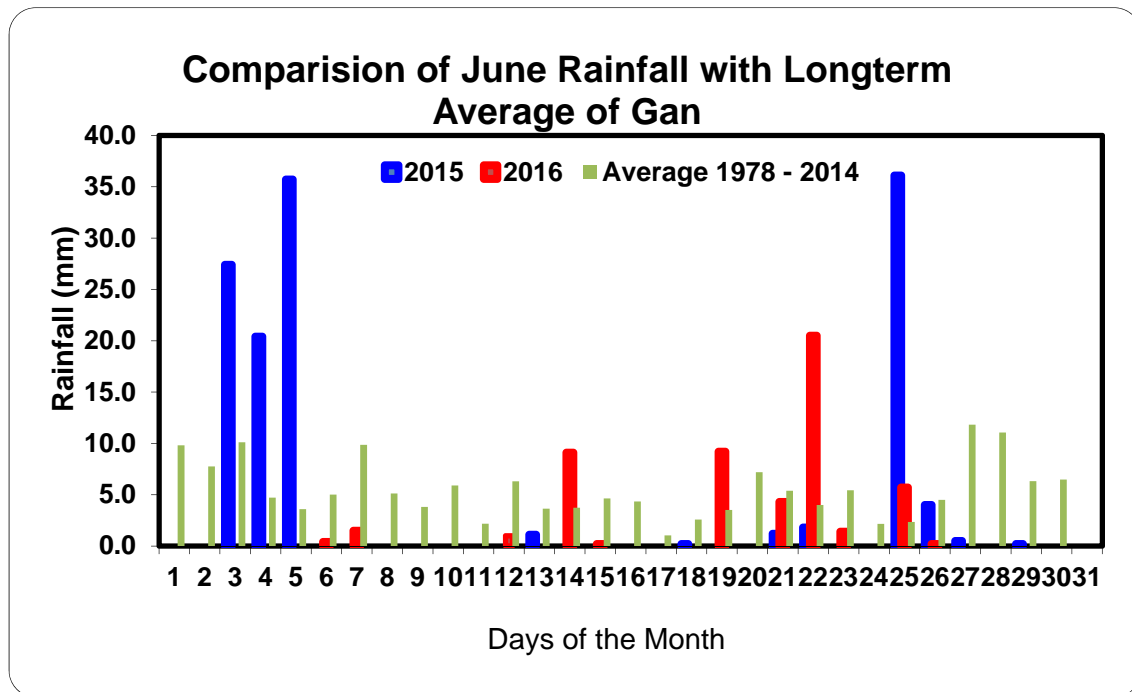


This is the wind rose for Hulhule based on hourly wind data of the month June 2016. This rose shows that the winds at Hulhule during the period blow from the west much of the time. In fact, the spoke in the direction west-south-west comprises about 30% of all hourly wind directions. This also shows that the wind rarely blows from other directions.

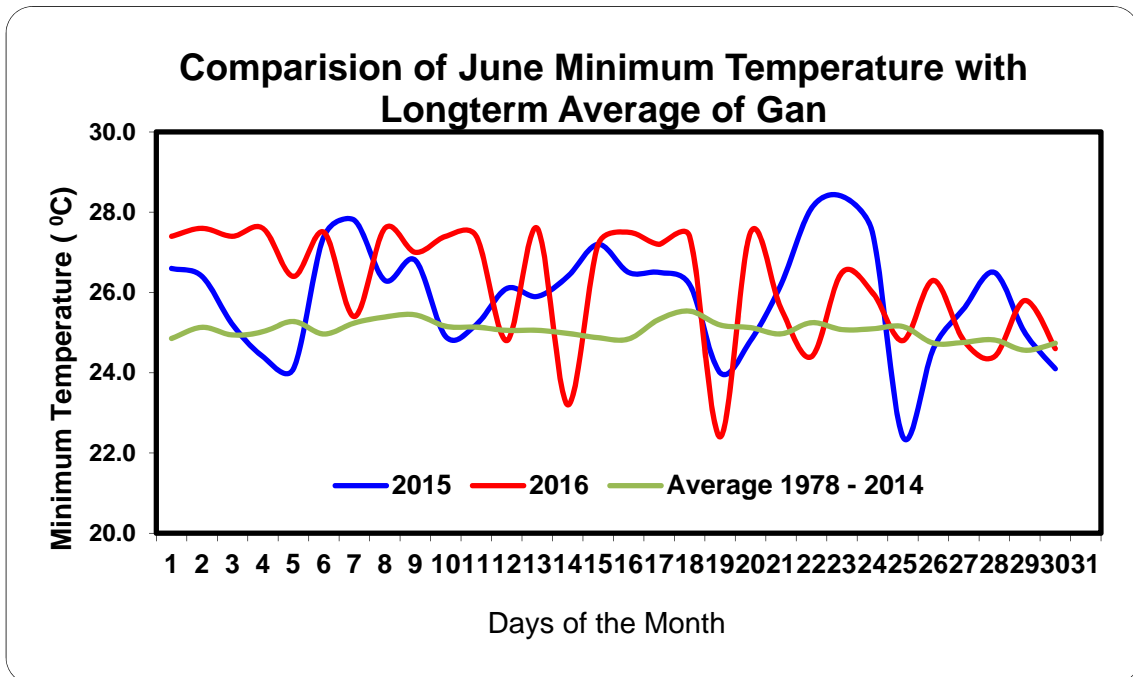
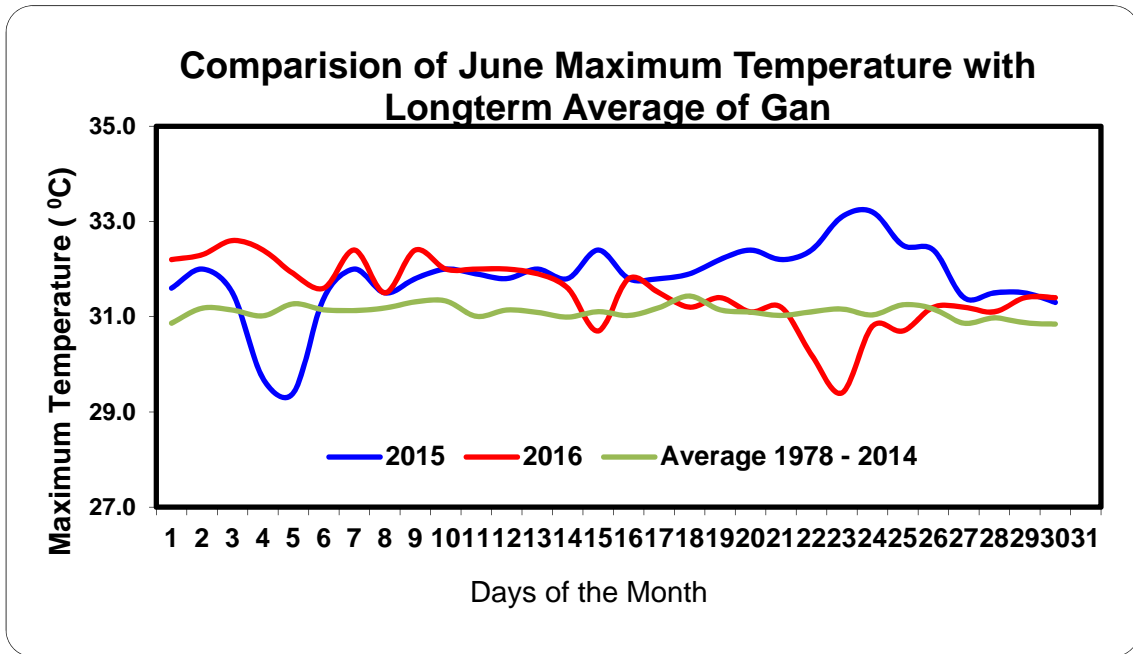
Highest maximum temperature recorded was 34.1 °C on 16 th and 28 th April 1973
Lowest minimum temperature recorded was 19.0 °C on 23 rd November 1984
Highest wind recorded was 71.3 Miles from W on 03 rd November 1978
Highest rainfall within 24hrs recorded was 200.0 mm on 11 th December 1998

South

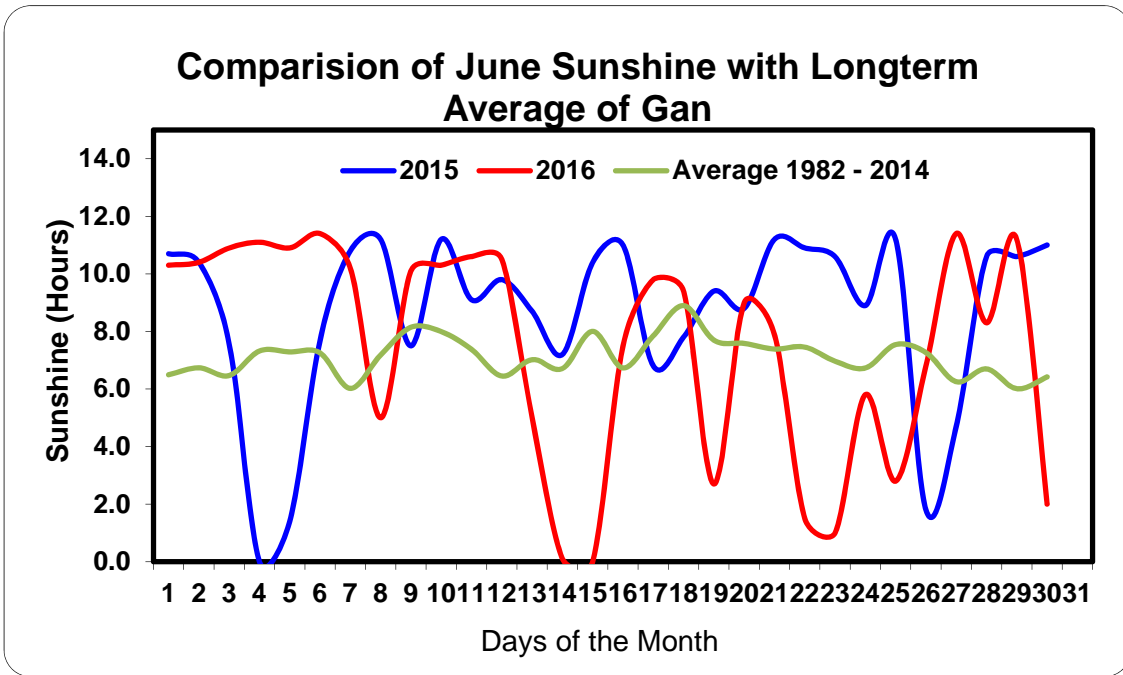
June 2016, southern part of the country received a total rainfall of 54 mm. The highest rainfall within 24 hours was recorded on the 22th and amounts to 21 mm of rainfall. The rainfall received in June 2015 was 75 mm more than that of June 2016. Figure below shows daily total rainfall (2015 and 2016) and daily average rainfall for the Month of June for southern part of Maldives.



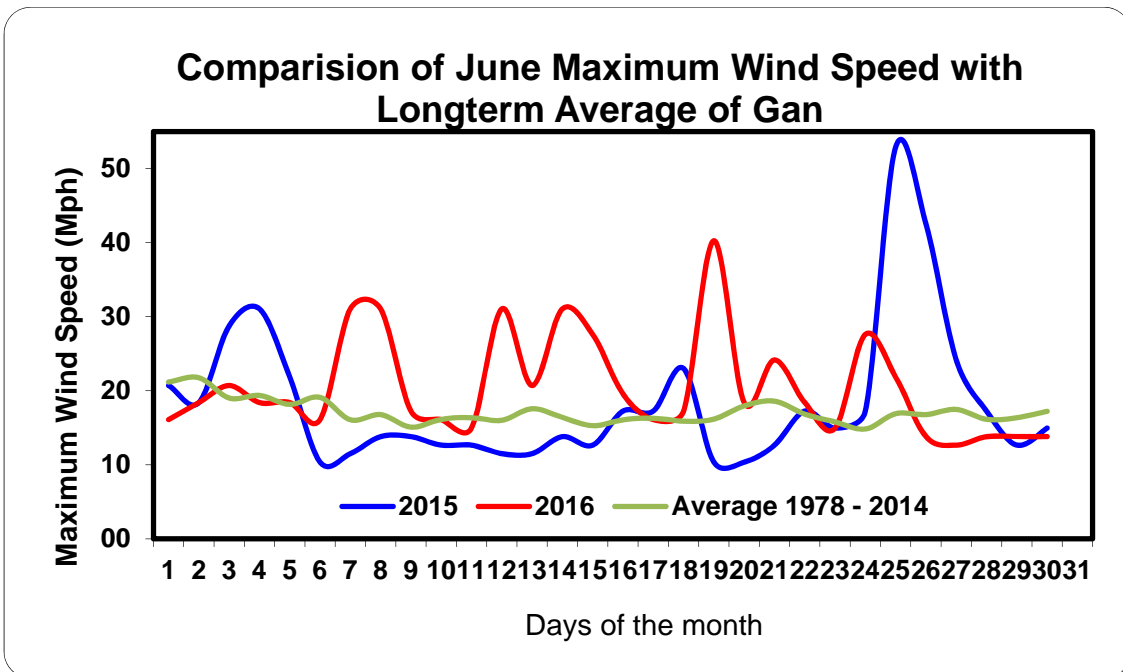
The highest temperature recorded in southern part of the Maldives in June 2016 was 33 degree Celsius, which was recorded on the 03rd. The minimum temperature recorded in the same area for the last month was 22 degree Celsius and was recorded on the 19th of June. However, the highest temperature recorded in June 2015 in southern parts of the country was 33 degree Celsius, which was recorded on the 24th. Furthermore, the minimum temperature recorded in south in June 2015 was 24 degree Celsius, recorded on the 19th. Figure below shows daily maximum and minimum temperature (2015 and 2016) and average maximum and minimum temperature for the Month of June for southern part of Maldives.



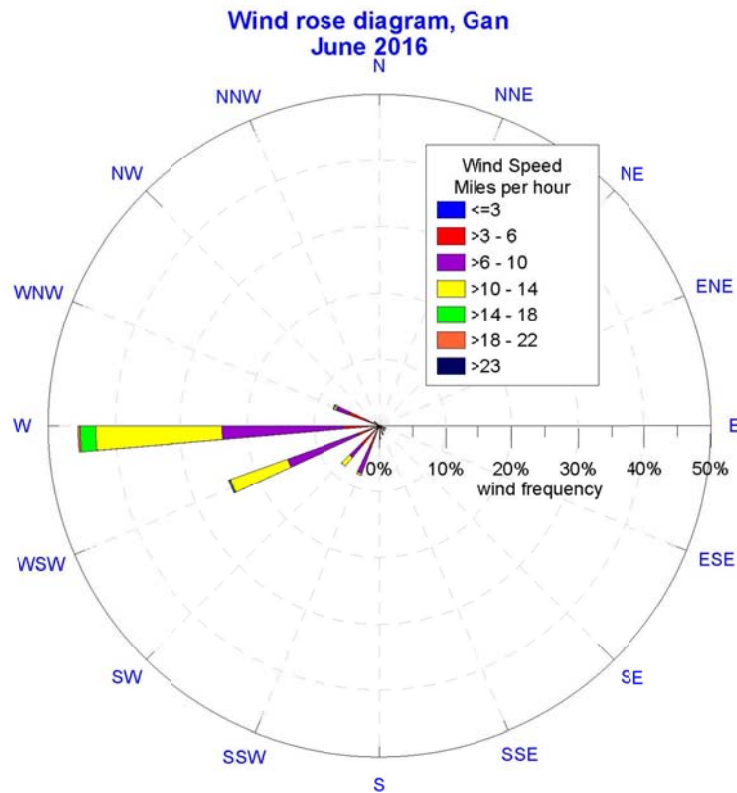
Southern part of the country received sunshine for 29 days in June 2016, which amounts to 223 hours and 54 minutes. Furthermore, in June 2015 southern part of the country received sunshine for 29 days, which amounts to 259 hours. Figure below shows daily sunshine (2015 and 2016) and daily average sunshine for the Month of June for southern part of Maldives.



June 2016, the maximum wind speed in south was experienced on the 20th at 02:30 hours from *west-north-west* at a speed of 40 mph. However, the maximum wind speed in southern atolls in June 2015 was recorded on the 26th at 04:20 hours from *west* at a speed of 53 mph. Figure below shows daily maximum wind speed (2015 and 2016) and daily average maximum wind speed for the Month of June for southern part of Maldives.



Below is wind frequency chart (Wind rose) of Gan for June 2016.



This is the wind rose for Gan based on hourly wind data of the month June 2016. This rose shows that the winds at Gan during the period blow from the west much of the time. In fact, the spoke in the direction west-south-west comprises about 30% of all hourly wind directions. This also shows that the wind rarely blows from other directions.

Highest maximum temperature recorded was 33.6 °C on 17 th April 1998
Lowest minimum temperature recorded was 19.7 °C on 24 th March 1986
Highest wind recorded was 103.5 Miles from SW on 29 th June 1991
Highest rainfall within 24hrs recorded was 228.4 mm on 24 th November 2015