



ދިވެހިރާއްޖެ ހަމަޖެހިގެން ދިވެހިރާއްޖެ ހަމަޖެހިގެން
 "Dhivehin" – Always Maldivian, Forever Independent

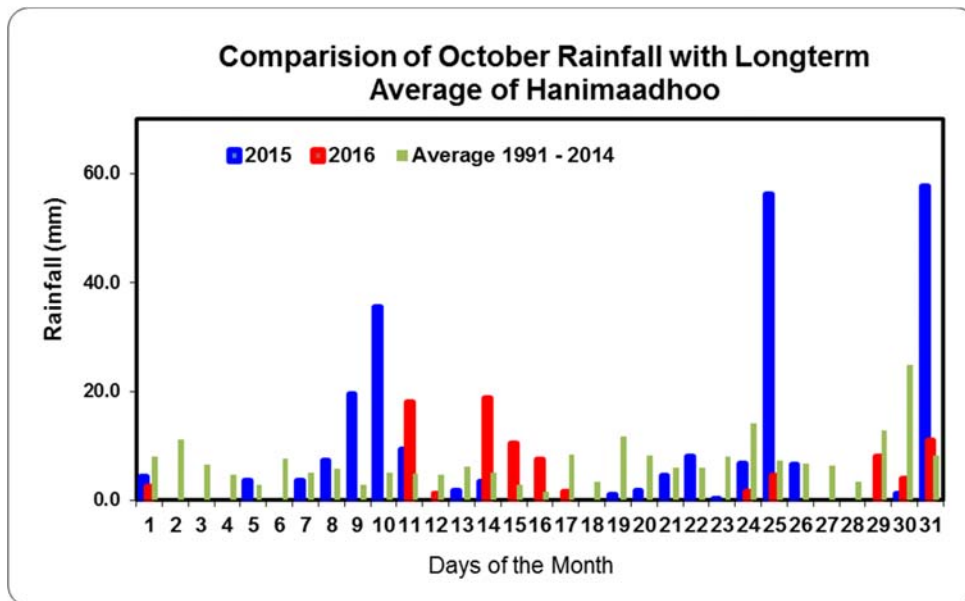
Climate Section
 Maldives Meteorological Service
 Hulhule

Climate Conditions in October 2016

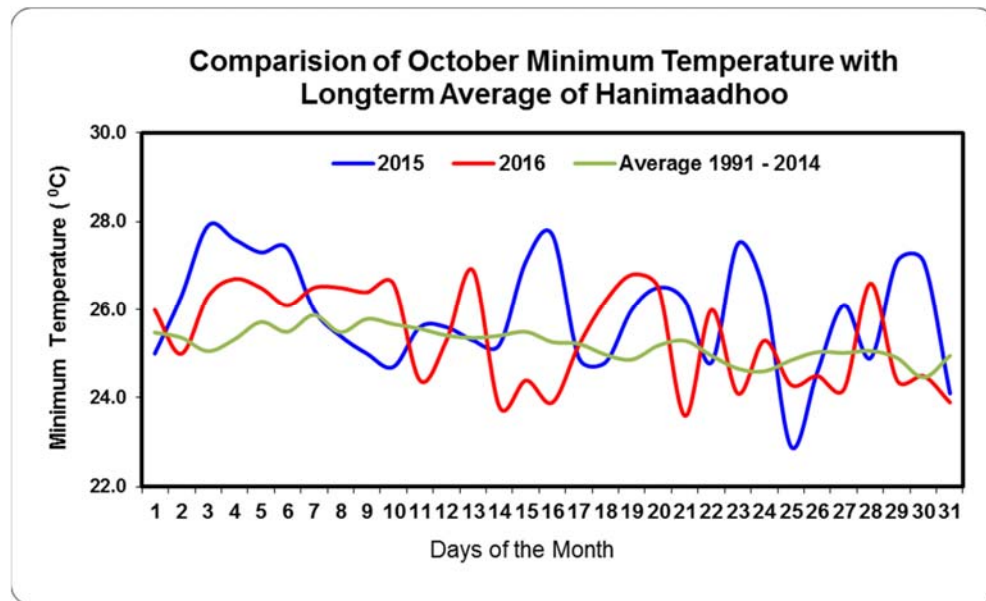
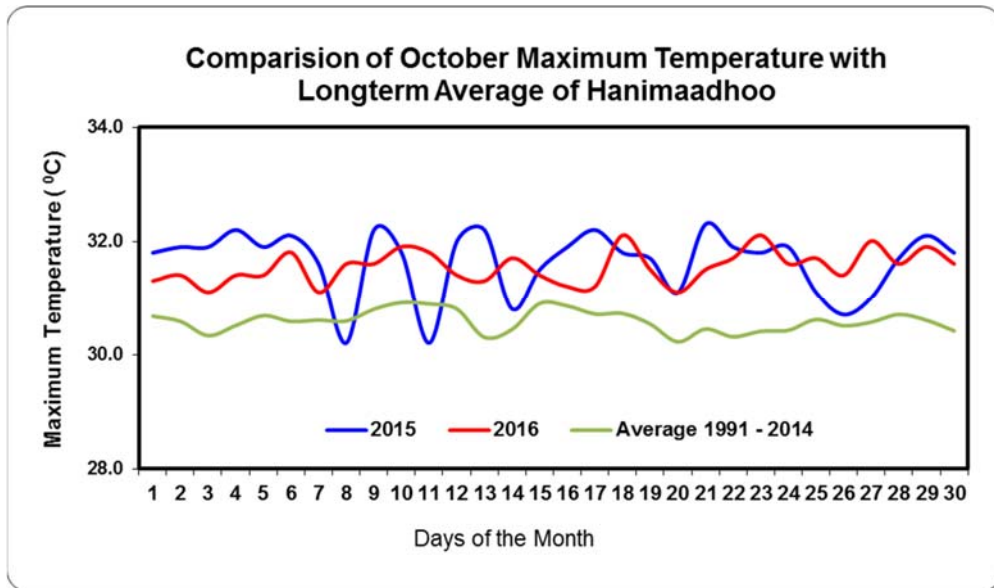
Date: 12th November

North

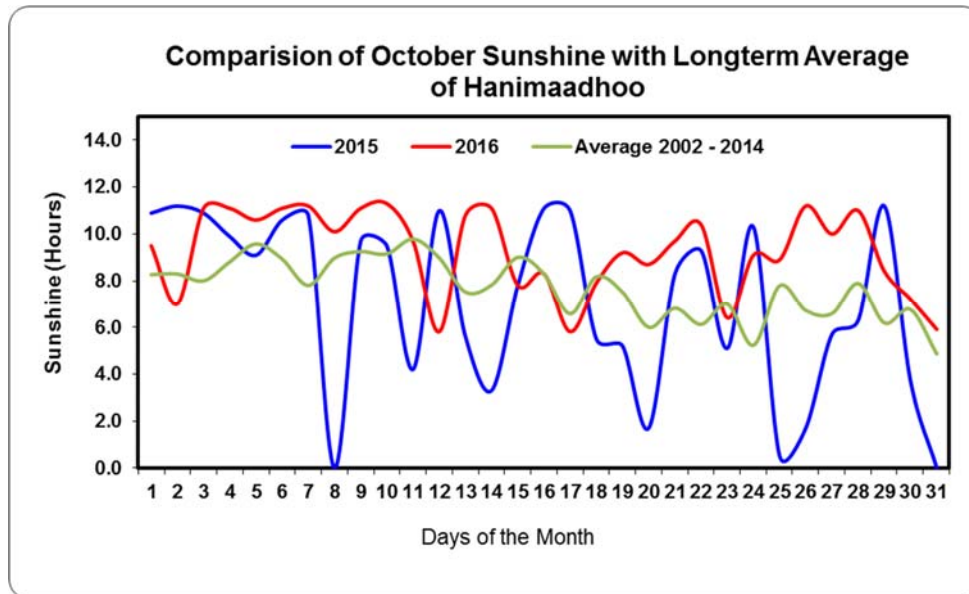
October 2016 northern part of the country received a total rainfall of 89 mm. The highest rainfall within 24 hours was recorded on the 14th and amounts to 19 mm of rainfall. The rainfall received in October 2015 was 143 mm more than that of October 2016. Figure below shows daily total rainfall (2015 and 2016) and daily average rainfall for the Month of October for northern part of Maldives.



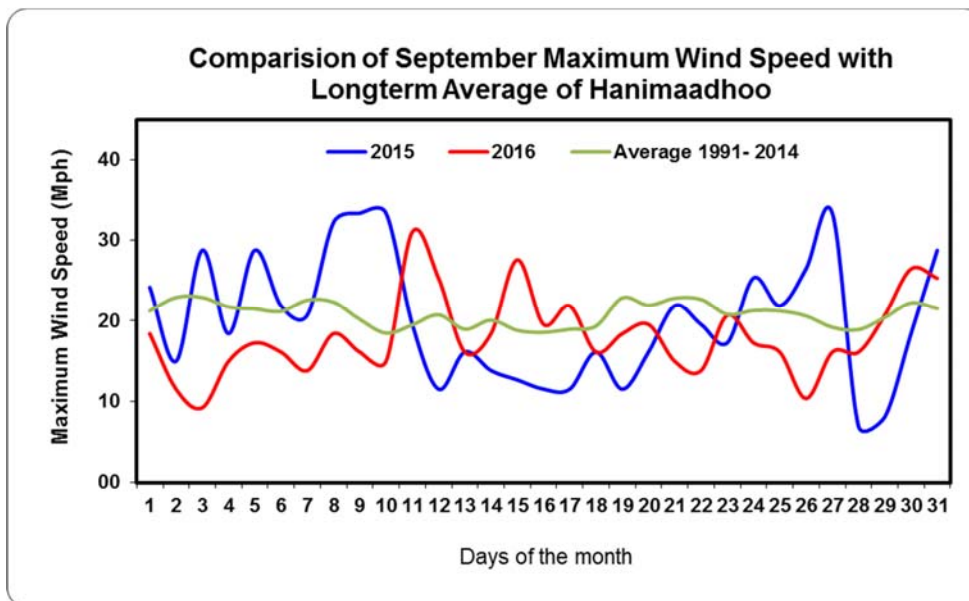
The highest temperature recorded in northern part of the Maldives October 2016 was 32 degree Celsius, which was recorded on 18th and 23rd. The minimum temperature recorded in the same area for the October 2016 was 24 degree Celsius and was recorded on 21th of October. However, the highest temperature recorded in October 2015 in northern part of the country was 32 degree Celsius, which was recorded on the 21st. Furthermore, the minimum temperature recorded in northern part in October 2015 was 23 degree Celsius, recorded on the 25th. Figure below shows daily maximum and minimum temperature (2015 and 2016) and average maximum and minimum temperature for the Month of October for northern part of Maldives.



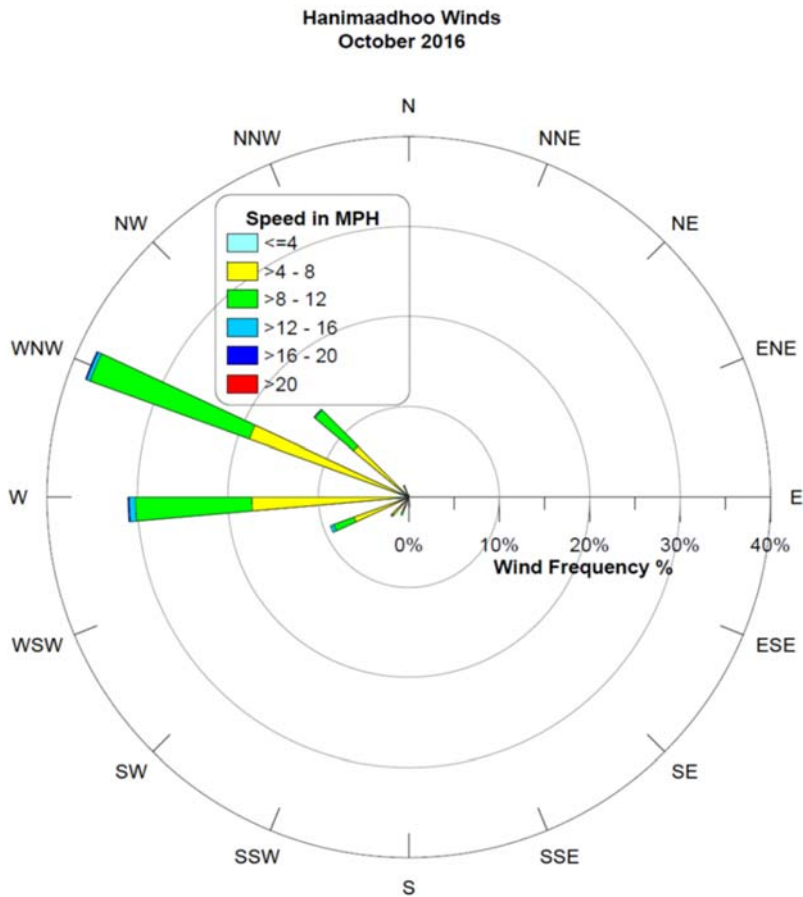
Northern part of the country received sunshine for 31 days last October, which amounts to 287 hours 24 minutes. Furthermore, in October 2015 northern part of the country received sunshine for 29 days, which amounts to 221 hours 06 minutes. Figure below shows daily sunshine (2015 and 2016) and daily average sunshine for the Month of October for northern part of Maldives.



October 2016, the maximum wind speed in the northern part was experienced on the 11th at 16:13 hours from *west* at a speed of 31 mph. Furthermore, the maximum wind speed in the northern part in October 2015 was recorded on 09th at 17:25 hours from *west-north-west*, 11th at 04:21 hours from *west* and 27th at 10:39 hours from *west* at a speed of 33 mph. Figure below shows daily maximum wind speed (2015 and 2016) and daily average maximum wind speed for the Month of October for northern part of Maldives.



Below is wind frequency chart (Wind rose) of Hanimaadhoo for October 2016.



This is the wind rose for Hanimaadhoo based on hourly wind data of the month October 2016. This rose shows that the winds at Hanimaadhoo during the period blow from the west-north-west much of the time. In fact, the spokes in the directions west comprises about 30% of all hourly wind directions. This also shows that the wind rarely blows from other directions.

Highest maximum temperature recorded was 35.0 °C on 30 th April 2016

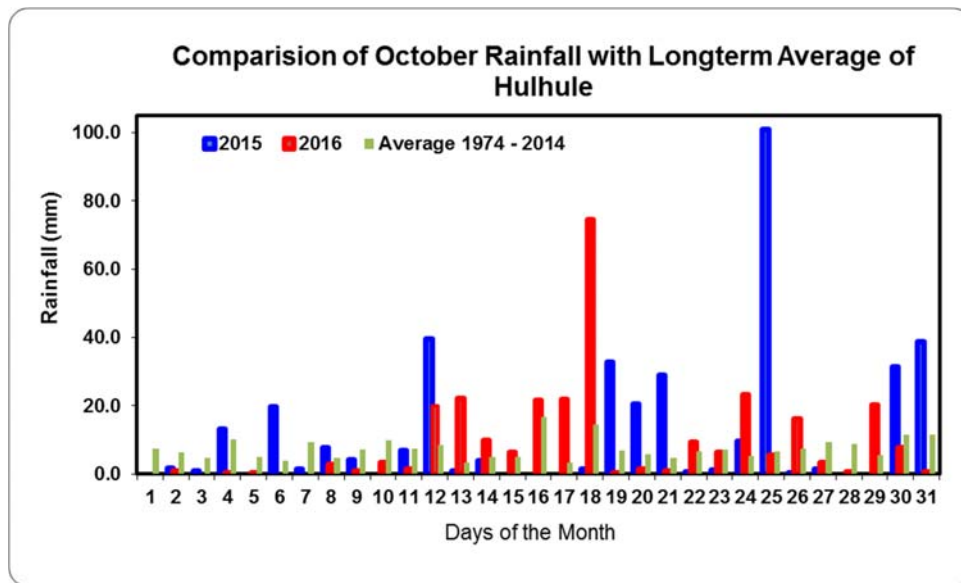
Lowest minimum temperature recorded was 18.2 °C on 23 rd December 2002

Highest wind recorded was 87.4 Miles from NNW on 03 rd October 1991
--

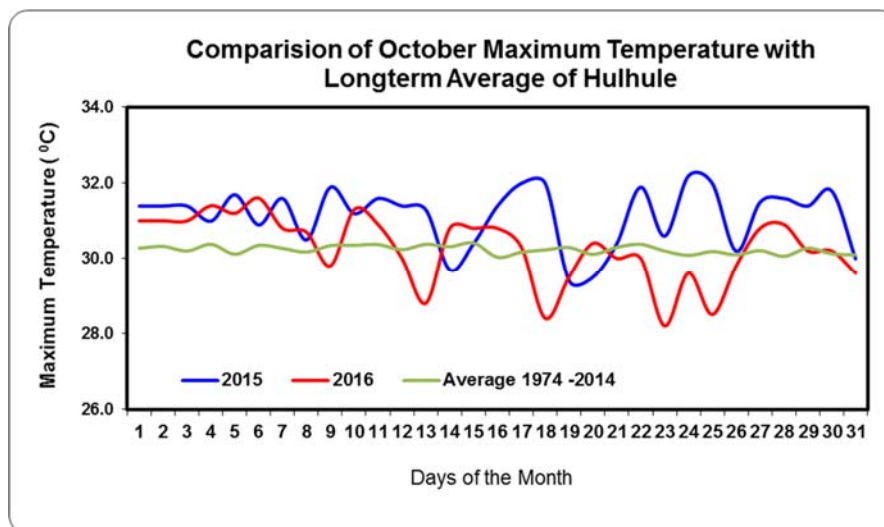
Highest rainfall within 24hrs recorded was 146.9 mm on 26 th May 2008
--

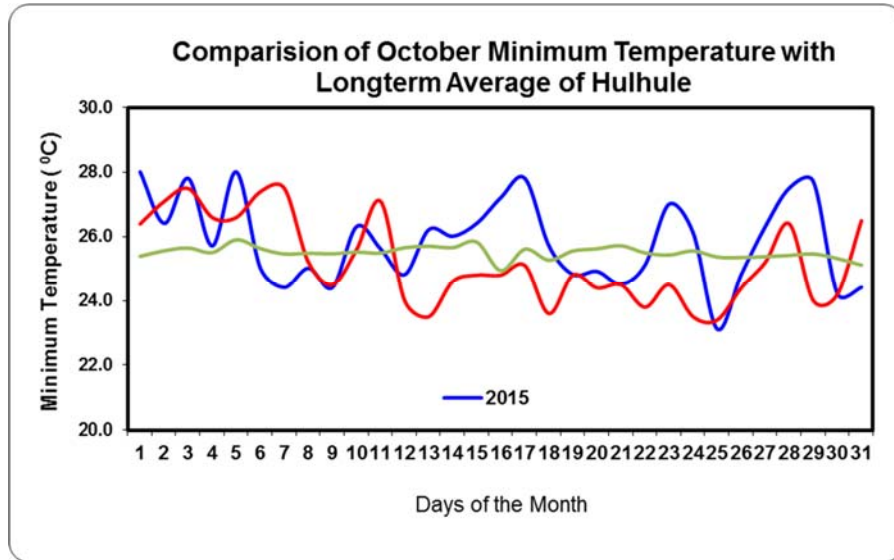
Central part

October 2016, central part of the country received a total rainfall of 282 mm. The highest rainfall within 24 hours was recorded on the 18^h and amounts to 74 mm of rainfall. The rainfall received in October 2015 was 86 mm more than that of October 2016. Figure below shows daily total rainfall (2015 and 2016) and daily average rainfall for the Month of October for central part of Maldives.

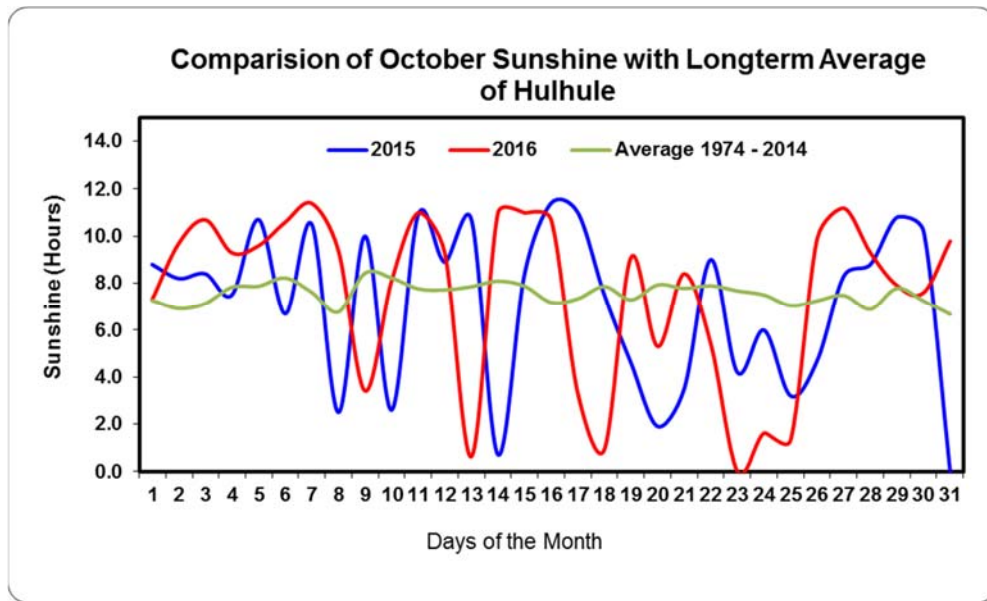


The highest temperature recorded in central part of the Maldives October 2016 was 32 degree Celsius, which was recorded on the 06th. The minimum temperature recorded in the same area for the last month was 23 degree Celsius and was recorded on the 25th of October. On the other hand, the highest temperature recorded in October 2015 in central part of the country was 32 degree Celsius, which was recorded on the 24th. Furthermore, the minimum temperature recorded in the central part in October 2015 was 23 degree Celsius, recorded on the 25th. Figure below shows daily maximum and minimum temperature (2015 and 2016) and average maximum and minimum temperature for the Month of October for central part of Maldives.



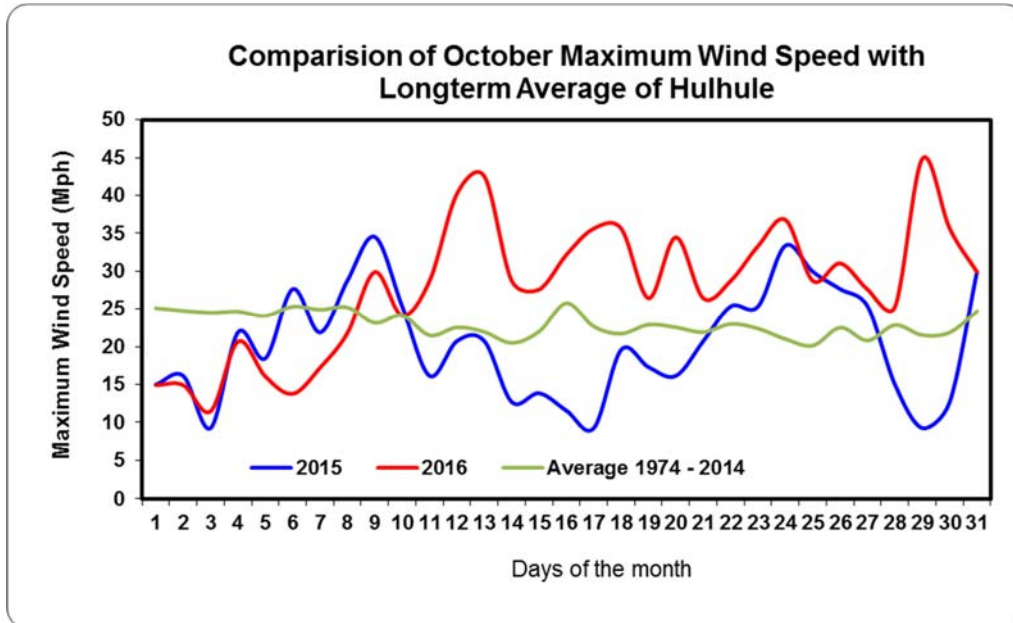


Central part of the country received sunshine for 30 days October 2016, which amounts to 234 hours 06 minutes. Furthermore, in October 2015 central part of the country received sunshine for 30 days, which amounts to 220 hours 36 minutes. Figure below shows daily sunshine (2015 and 2016) and daily average sunshine for the Month of October for central part of Maldives.

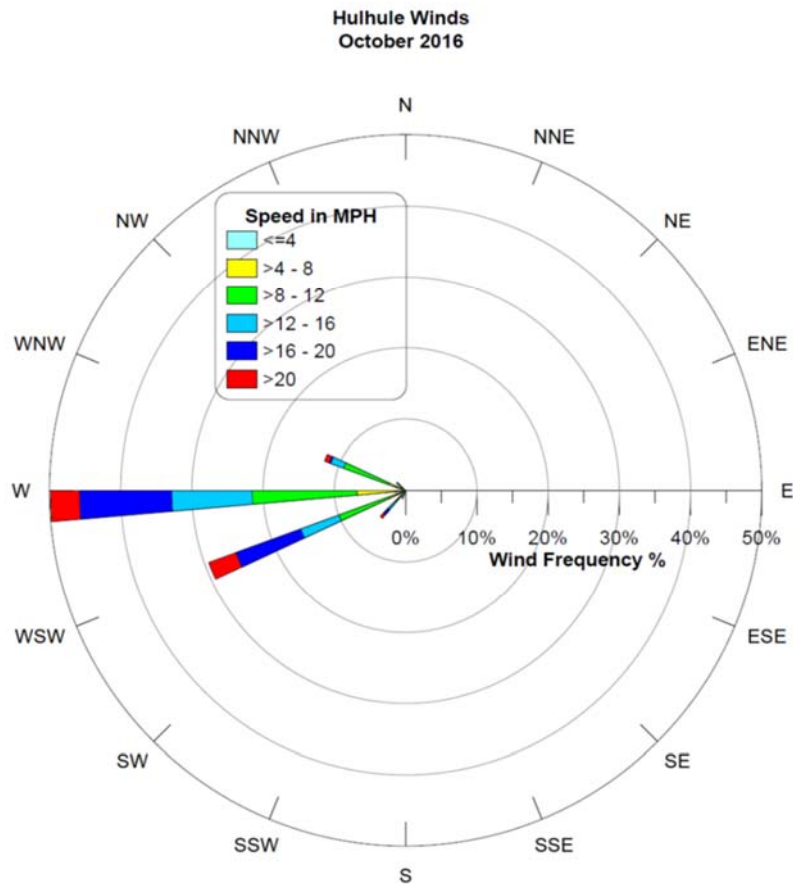


October 2016, the maximum wind speed in Central part of the country was experienced on the 29th at 22:10 hours from *west* at a speed of 45 mph. However, the maximum wind speed in central part in October 2015 was recorded on the 10th at 03:09 hours at a speed of 35 mph from *west*. Figure below shows daily maximum wind speed (2015 and

2016) and daily average maximum wind speed for the Month of October for central part of Maldives.



Below is wind frequency chart (Wind rose) of Hulhule for October 2016.



This is the wind rose for Hulhule based on hourly wind data of the month October 2016. This rose shows that the winds at Hulhule during the period blow from the west much of the time. In fact, the spokes in the directions west-south-west comprises about 30% of all hourly wind directions. This also shows that the wind rarely blows from other directions.

Highest maximum temperature recorded was 34.1 °C on 16 th and 28 th April 1973
--

Lowest minimum temperature recorded was 19.0 °C on 23 rd November 1984

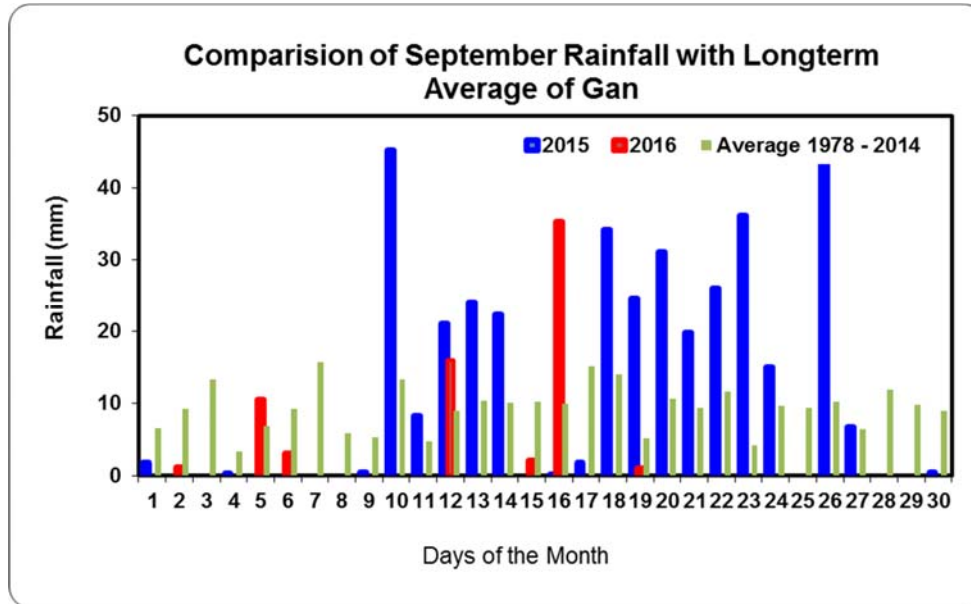
Highest wind recorded was 71.3 Miles from W on 03 rd November 1978

Highest rainfall within 24hrs recorded was 200.0 mm on 11 th December 1998

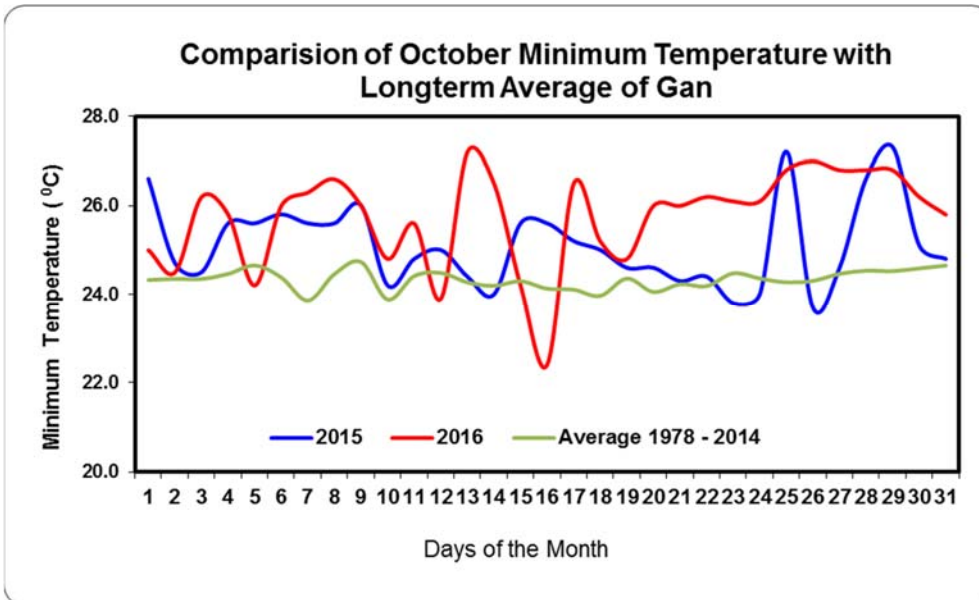
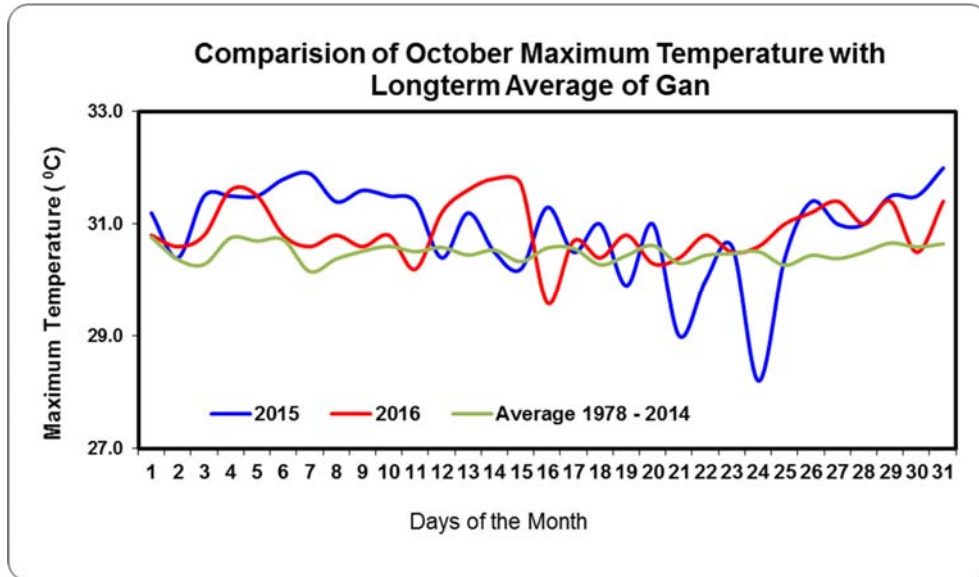
South

October 2016, southern part of the country received a total rainfall of 69 mm. The highest rainfall within 24 hours was recorded on the 16th and amounts to 35 mm of rainfall. The rainfall received in October 2015 was 302 mm more than that of October

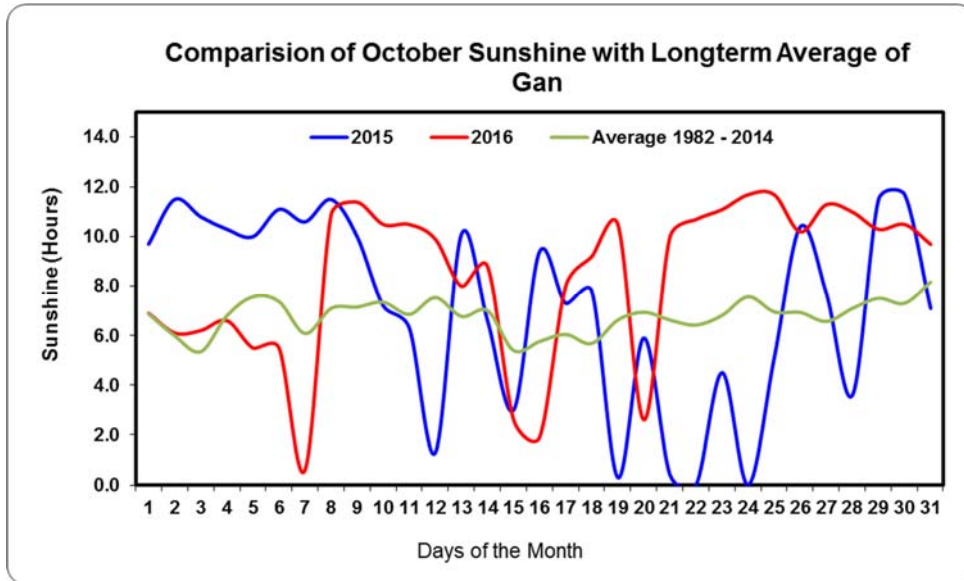
2016. Figure below shows daily total rainfall (2015 and 2016) and daily average rainfall for the Month of October for southern part of Maldives.



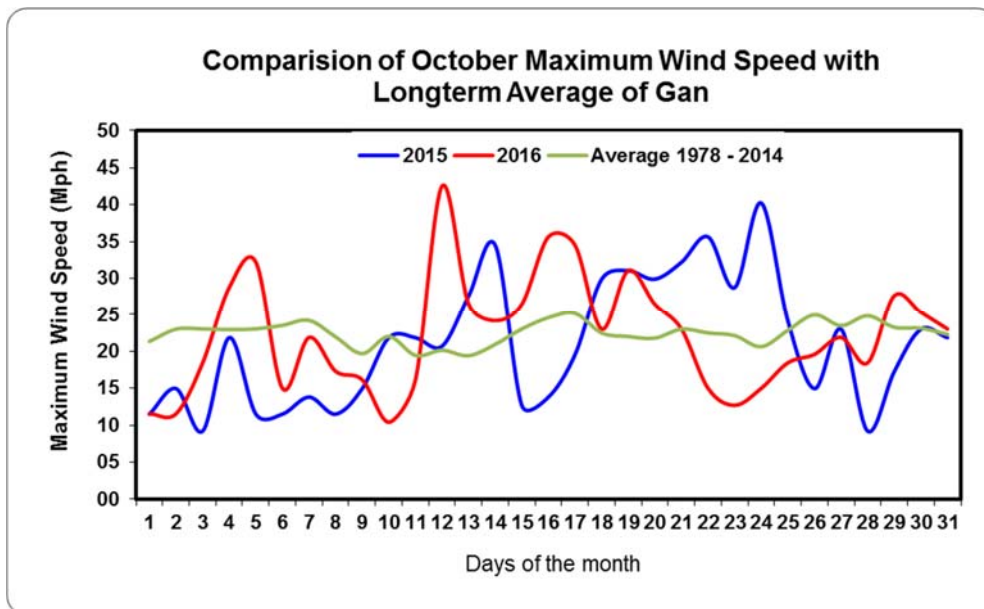
The highest temperature recorded in southern part of the Maldives October 2016 was 32 degree Celsius, which was recorded on the 14th. The minimum temperature recorded in the same area for the last month was 23 degree Celsius and was recorded on the 16th of October. However, the highest temperature recorded in October 2015 in southern parts of the country was 32 degree Celsius, which was recorded on the 31st. Furthermore, the minimum temperature recorded in south in October 2015 was 24 degree Celsius, recorded on the 26th. Figure below shows daily maximum and minimum temperature (2015 and 2016) and average maximum and minimum temperature for the Month of October for southern part of Maldives.



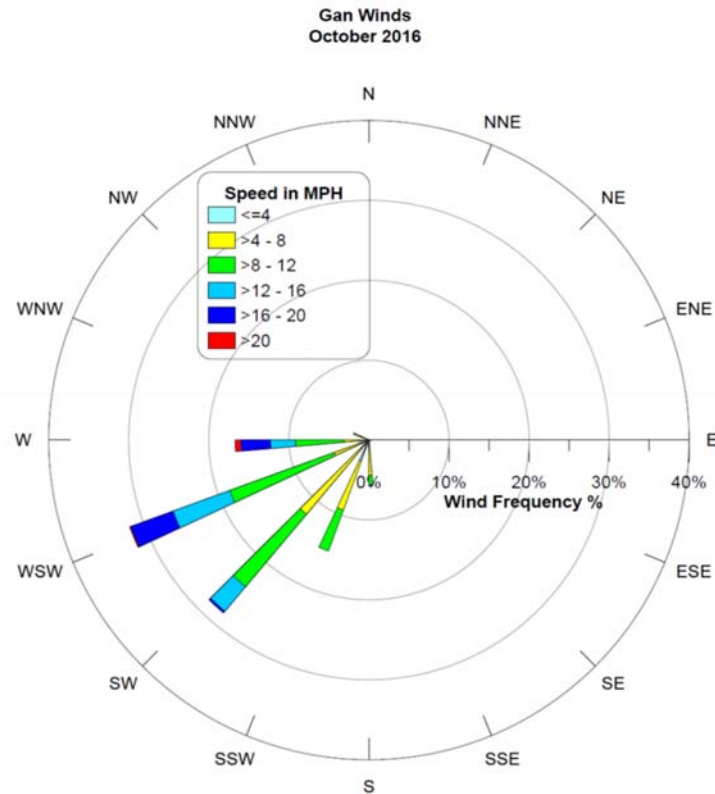
Southern part of the country received sunshine for 31 days October 2016, which amounts to 260 hours and 24 minutes. Furthermore, in October 2015 southern part of the country received sunshine for 29 days, which amounts to 222 hours 42 minutes. Figure below shows daily sunshine (2015 and 2016) and daily average sunshine for the Month of October for southern part of Maldives.



October 2016, the maximum wind speed in south was experienced on the 12th at 20:56 hours from *south-west* at a speed of 43 mph. However, the maximum wind speed in southern atolls in October 2015 was recorded on the 24th at 07:03 hours at a speed of 40 mph from *south-west*. Figure below shows daily maximum wind speed (2015 and 2016) and daily average maximum wind speed for the Month of October for southern part of Maldives.



Below is wind frequency chart (Wind rose) of Gan for October 2016.



This is the wind rose for Gan based on hourly wind data of the month October 2016. This rose shows that the winds at Gan during the period blow from the south-west and west-south-west much of the time. In fact, the spokes in the directions south-south-west and west comprises about 30% of all hourly wind directions. This also shows that the wind rarely blows from other directions.

Highest maximum temperature recorded was 33.6 °C on 17 th April 1998
Lowest minimum temperature recorded was 19.7 °C on 24 th March 1986
Highest wind recorded was 103.5 Miles from SW on 29 th May 1991
Highest rainfall within 24hrs recorded was 228.4 mm on 24 th November 2015