



ދިވެހިރާއްޖެ ހަމަޖެހިގެން ދެންނެވިގެން ދެންނެވިގެން ދެންނެވިގެން  
 "Dhivehin" – Always Maldivian, Forever Independent

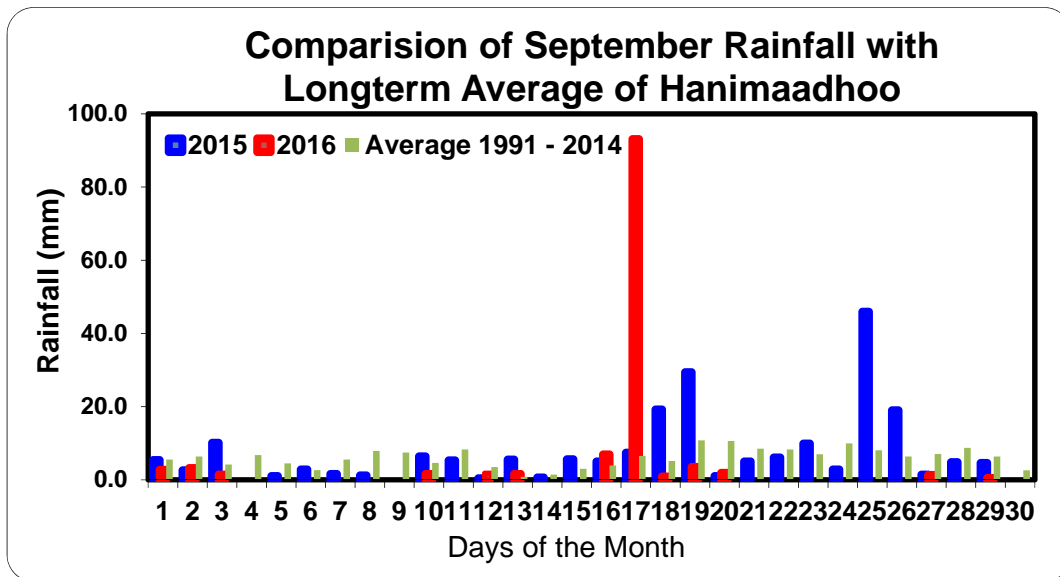
Climate Section  
 Maldives Meteorological Service  
 Hulhule

**Climate Conditions in September 2016**

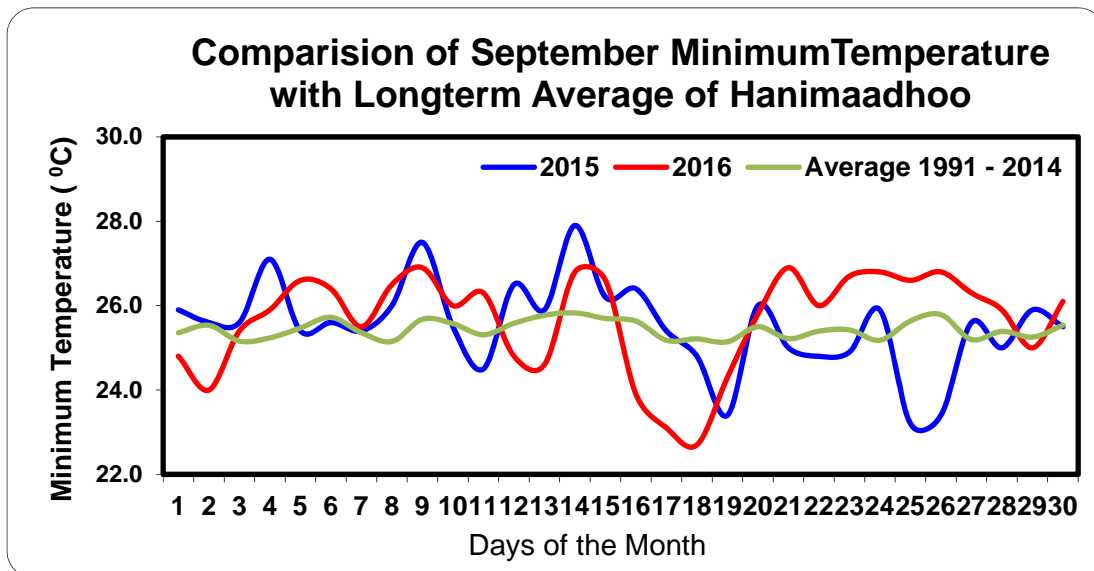
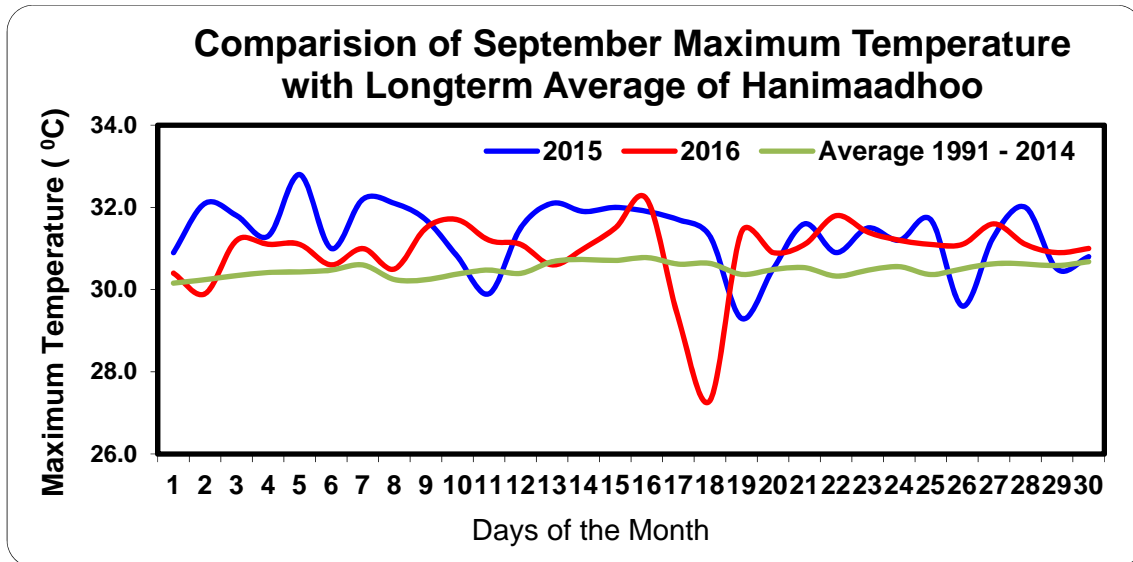
**Date:** 08<sup>th</sup> October 2016

**North**

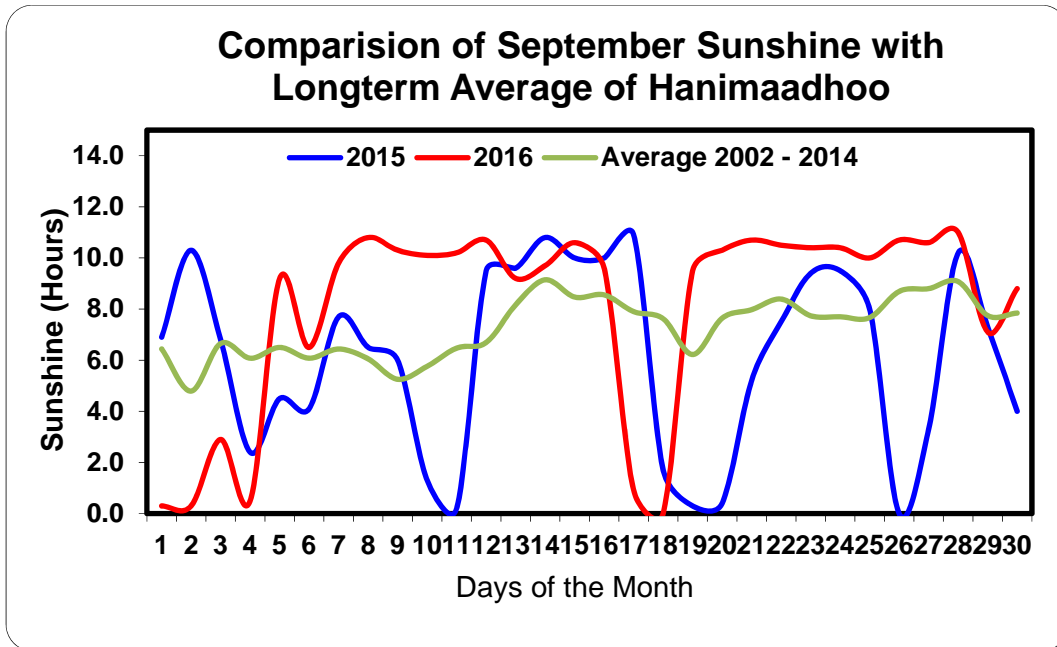
September 2016 northern part of the country received a total rainfall of 120 mm. The highest rainfall within 24 hours was recorded on the 17<sup>th</sup> and amounts to 93 mm of rainfall. The rainfall received in September 2015 was 90 mm more than that of September 2016. Figure below shows daily total rainfall (2015 and 2016) and daily average rainfall for the Month of September for northern part of Maldives.



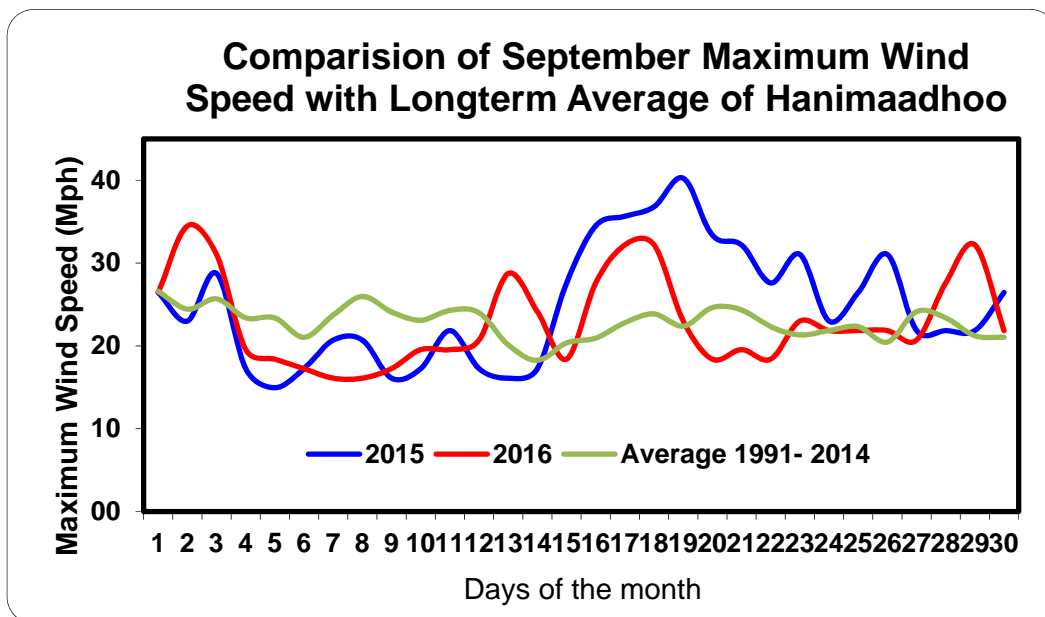
The highest temperature recorded in northern part of the Maldives September 2016 was 32 degree Celsius, which was recorded on 16<sup>th</sup>. The minimum temperature recorded in the same area for the September 2016 was 23 degree Celsius and was recorded on 18<sup>th</sup> of September. However, the highest temperature recorded in September 2015 in northern part of the country was 33 degree Celsius, which was recorded on the 05<sup>th</sup>. Furthermore, the minimum temperature recorded in northern part in September 2015 was 23 degree Celsius, recorded on the 25<sup>th</sup>. Figure below shows daily maximum and minimum temperature (2015 and 2016) and average maximum and minimum temperature for the Month of September for northern part of Maldives.



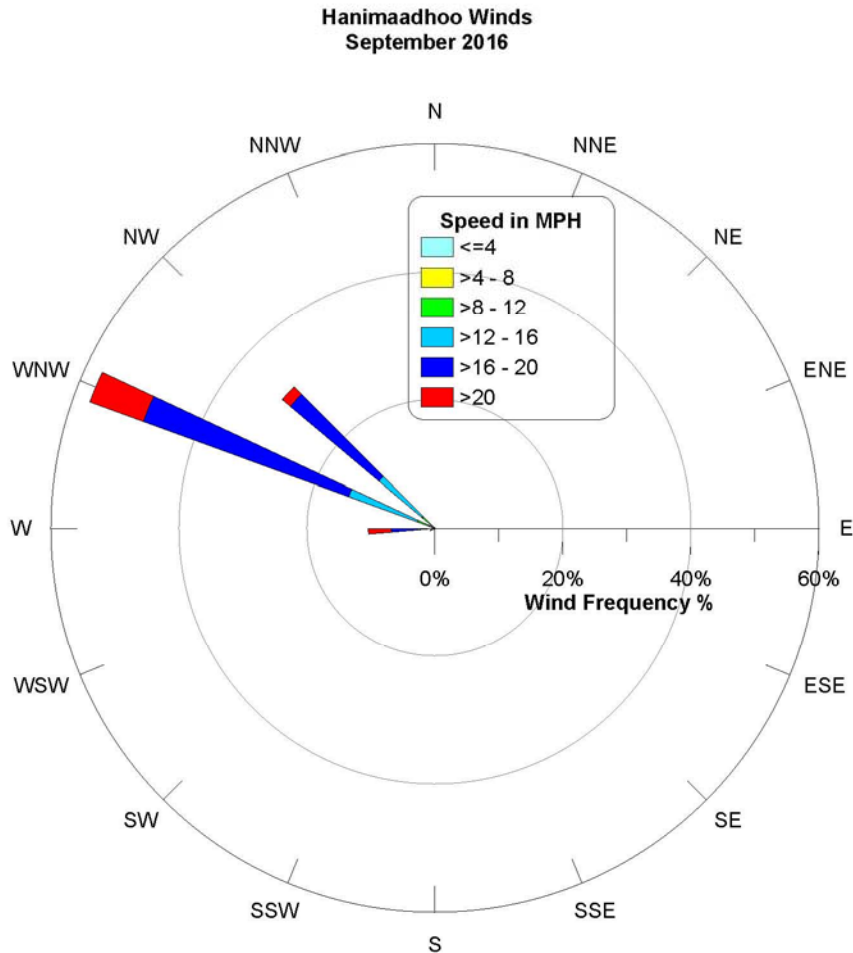
Northern part of the country received sunshine for 29 days last September, which amounts to 241 hours 36 minutes. Furthermore, in September 2015 northern part of the country received sunshine for 29 days, which amounts to 184 hours 18 minutes. Figure below shows daily sunshine (2015 and 2016) and daily average sunshine for the Month of September for northern part of Maldives.



September 2016, the maximum wind speed in the northern part was experienced on the 03<sup>rd</sup> at 03:45 hours from *west* at a speed of 35 mph. Furthermore, the maximum wind speed in the northern part in September 2015 was recorded on 19<sup>th</sup> at 17:14 hours from *west-north-west* at a speed of 40 mph. Figure below shows daily maximum wind speed (2015 and 2016) and daily average maximum wind speed for the Month of September for northern part of Maldives.



Below is wind frequency chart (Wind rose) of Hanimaadhoo for September 2016.



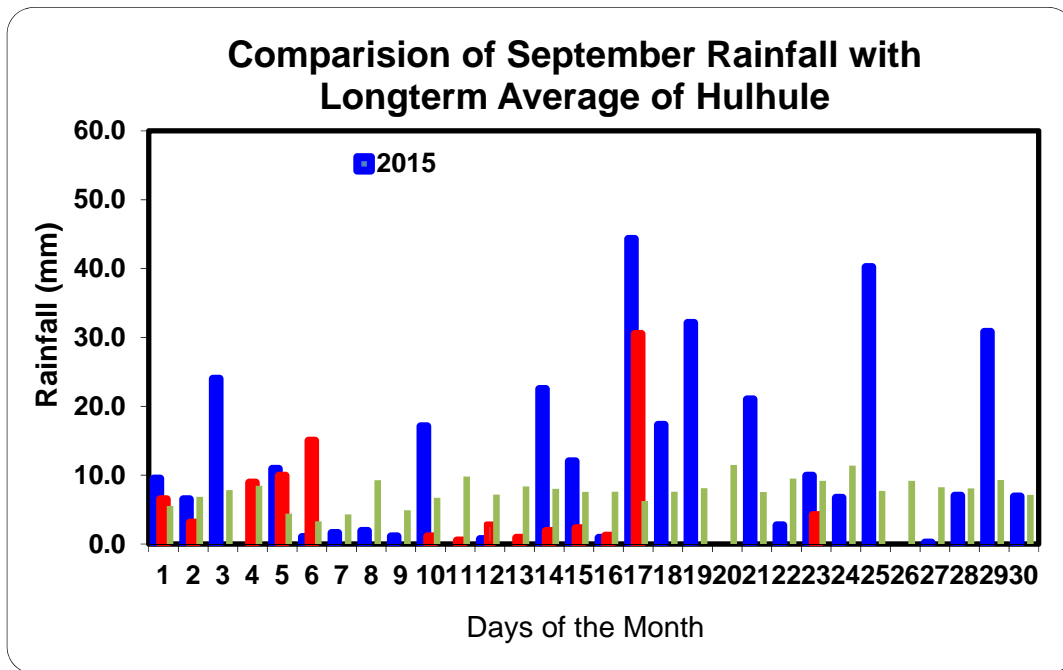
#### **Hanimaadhoo**

This is the wind rose for Hanimaadhoo based on hourly wind data of the month September 2016. This rose shows that the winds at Hanimaadhoo during the period blow from the west-north-west much of the time. In fact, the spokes in the directions west and north-west comprises about 40% of all hourly wind directions. This also shows that the wind does not blow from any other other directions.

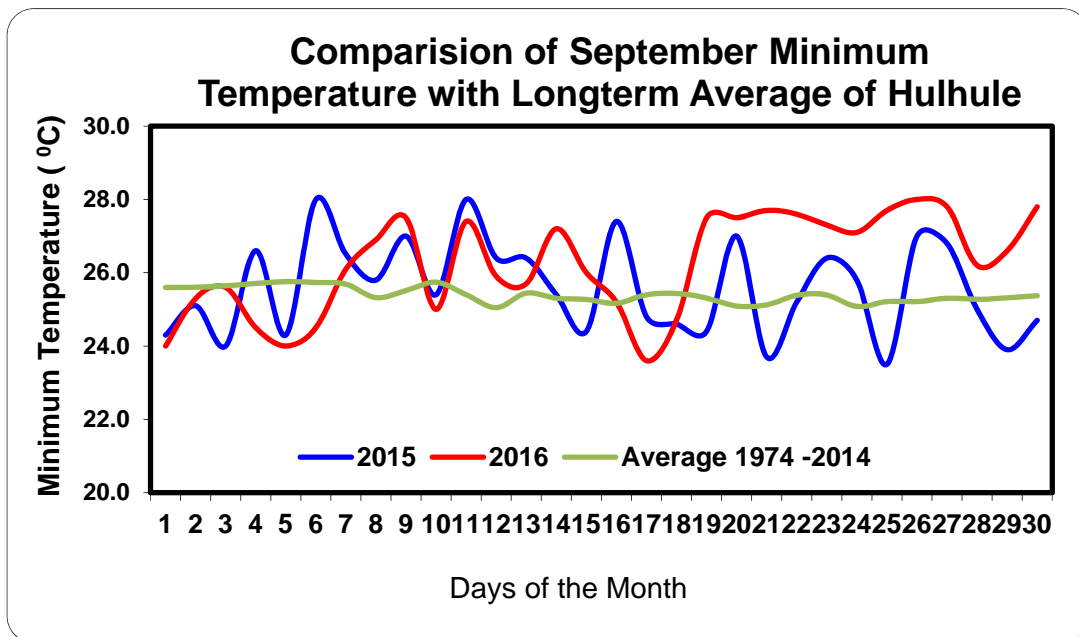
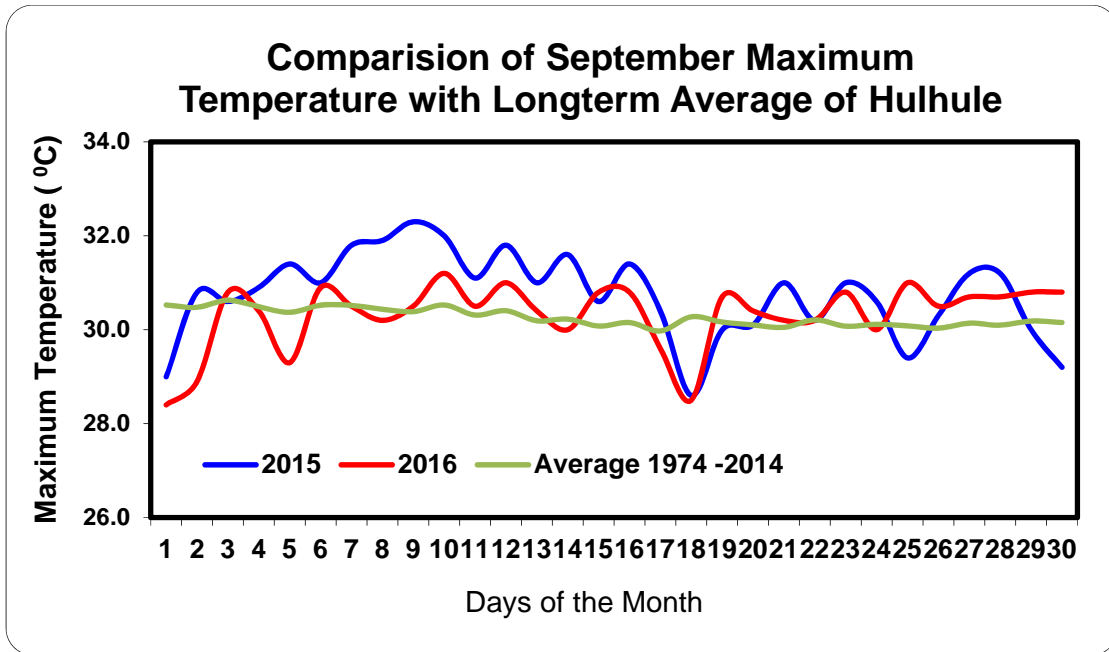
Highest maximum temperature recorded was 35.0 °C on 30 <sup>th</sup> April 2016
Lowest minimum temperature recorded was 18.2 °C on 23 <sup>rd</sup> December 2002
Highest wind recorded was 87.4 Miles from NNW on 03 <sup>rd</sup> September 1991
Highest rainfall within 24hrs recorded was 146.9 mm on 26 <sup>th</sup> May 2008

### Central part

September 2016, central part of the country received a total rainfall of 89 mm. The highest rainfall within 24 hours was recorded on the 17<sup>th</sup> and amounts to 31 mm of rainfall. The rainfall received in September 2015 was 240 mm more than that of September 2016. Figure below shows daily total rainfall (2015 and 2016) and daily average rainfall for the Month of September for central part of Maldives.

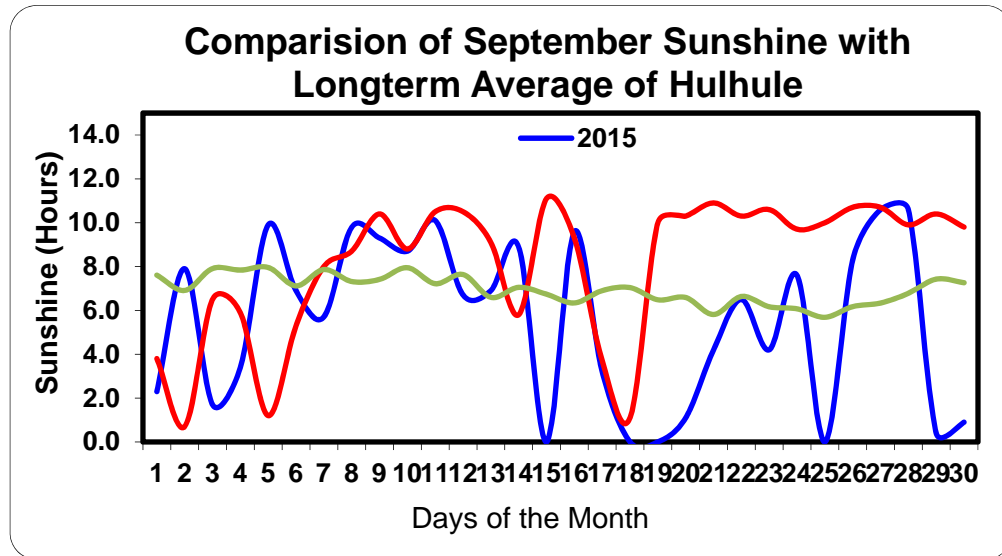


The highest temperature recorded in central part of the Maldives September 2016 was 31 degree Celsius, which was recorded on the 10<sup>th</sup>. The minimum temperature recorded in the same area for the last month was 24 degree Celsius and was recorded on the 17<sup>th</sup> of September. On the other hand, the highest temperature recorded in September 2015 in central part of the country was 32 degree Celsius, which was recorded on the 09<sup>th</sup>. Furthermore, the minimum temperature recorded in the central part in September 2015 was 24 degree Celsius, recorded on the 25<sup>th</sup>. Figure below shows daily maximum and minimum temperature (2015 and 2016) and average maximum and minimum temperature for the Month of September for central part of Maldives.

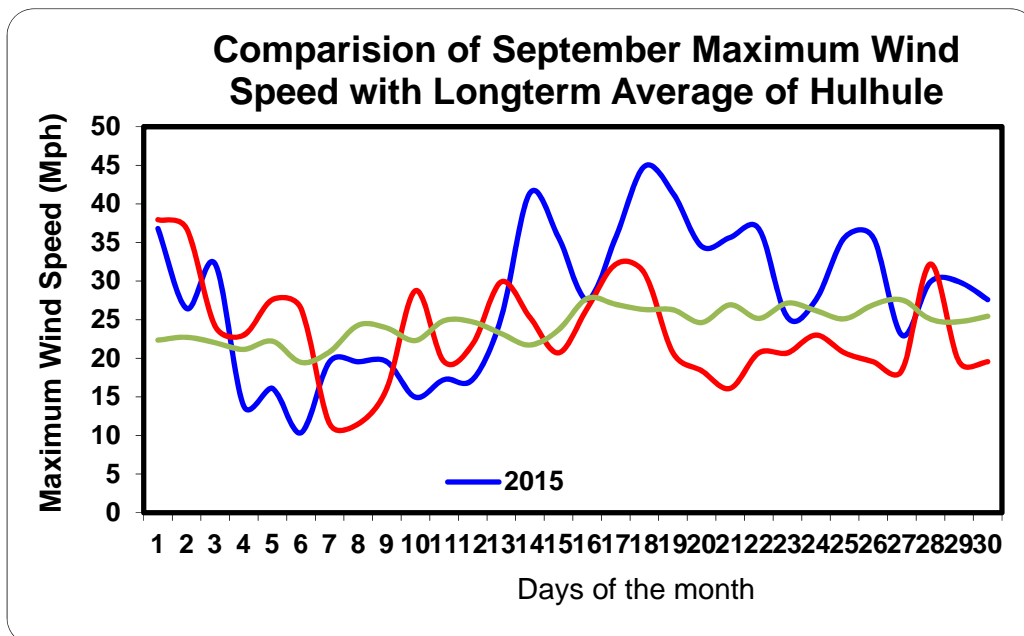


Central part of the country received sunshine for 30 days September 2016, which amounts to 243 hours 42 minutes. Furthermore, in September 2015 central part of the country received sunshine for 26 days, which amounts to 165 hours 24 minutes. Figure below

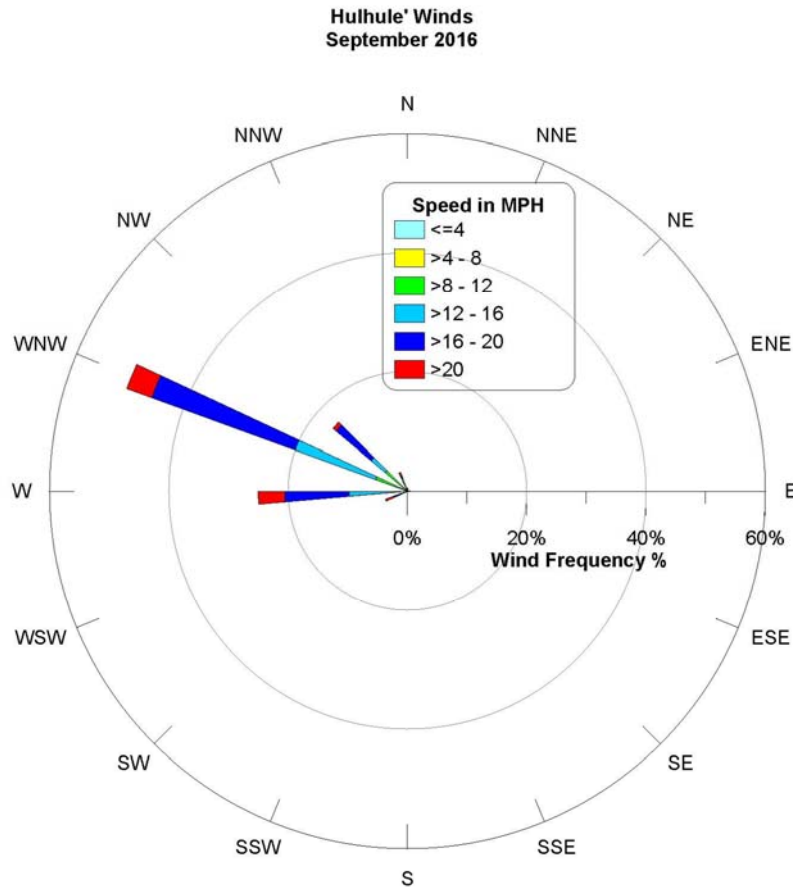
shows daily sunshine (2015 and 2016) and daily average sunshine for the Month of September for central part of Maldives.



September 2016, the maximum wind speed in Central part of the country was experienced on the 01<sup>st</sup> at 14:23 hours from *west* at a speed of 38 mph. However, the maximum wind speed in central part in September 2015 was recorded on the 18<sup>th</sup> at 22:33 hours at a speed of 45 mph from *west*. Figure below shows daily maximum wind speed (2015 and 2016) and daily average maximum wind speed for the Month of September for central part of Maldives.



Below is wind frequency chart (Wind rose) of Hulhule for September 2016.



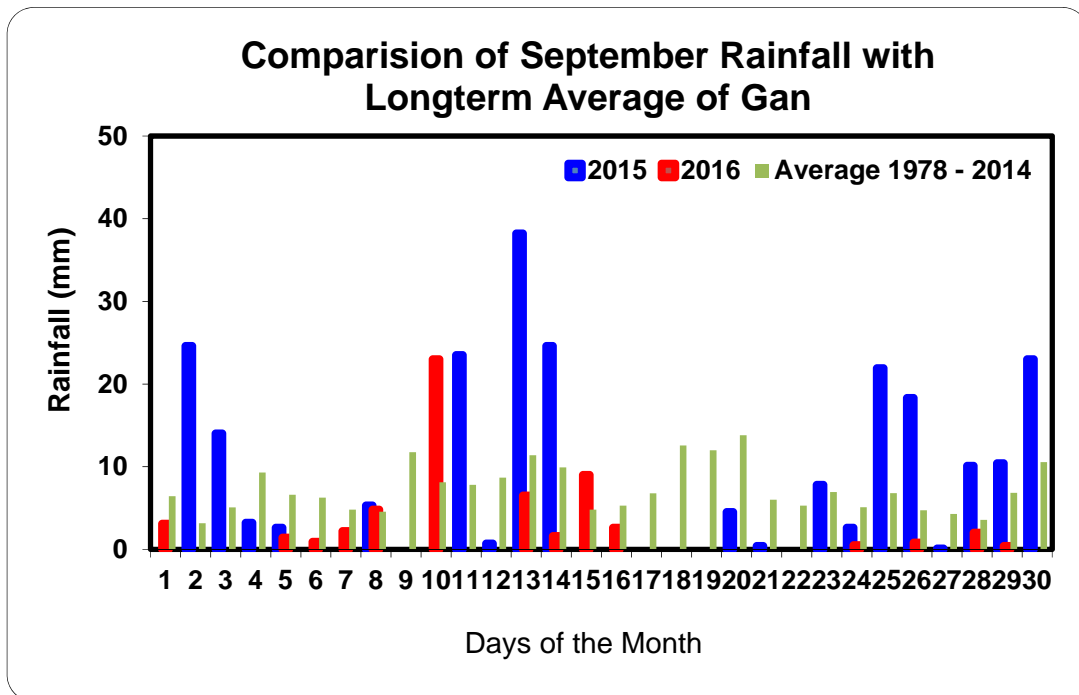
This is the wind rose for Hulhule based on hourly wind data of the month September 2016. This rose shows that the winds at Hulhule during the period blow from the west-north-west much of the time. In fact, the spokes in the directions west and north-west comprises about 40% of all hourly wind directions. This also shows that the wind rarely blows from other directions.

Highest maximum temperature recorded was 34.1 °C on 16 <sup>th</sup> and 28 <sup>th</sup> April 1973
Lowest minimum temperature recorded was 19.0 °C on 23 <sup>rd</sup> November 1984
Highest wind recorded was 71.3 Miles from W on 03 <sup>rd</sup> November 1978
Highest rainfall within 24hrs recorded was 200.0 mm on 11 <sup>th</sup> December 1998

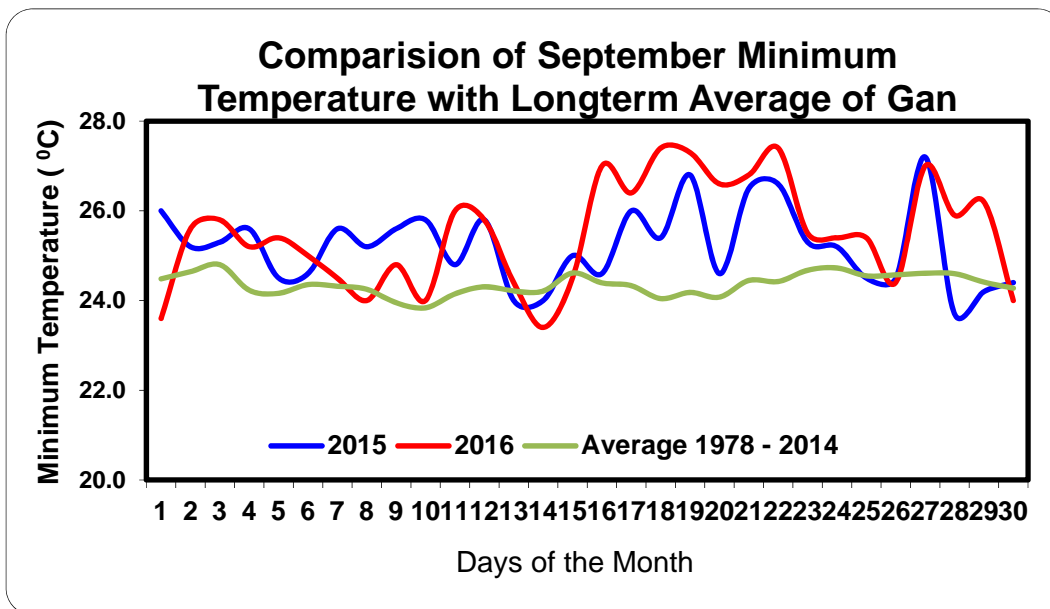
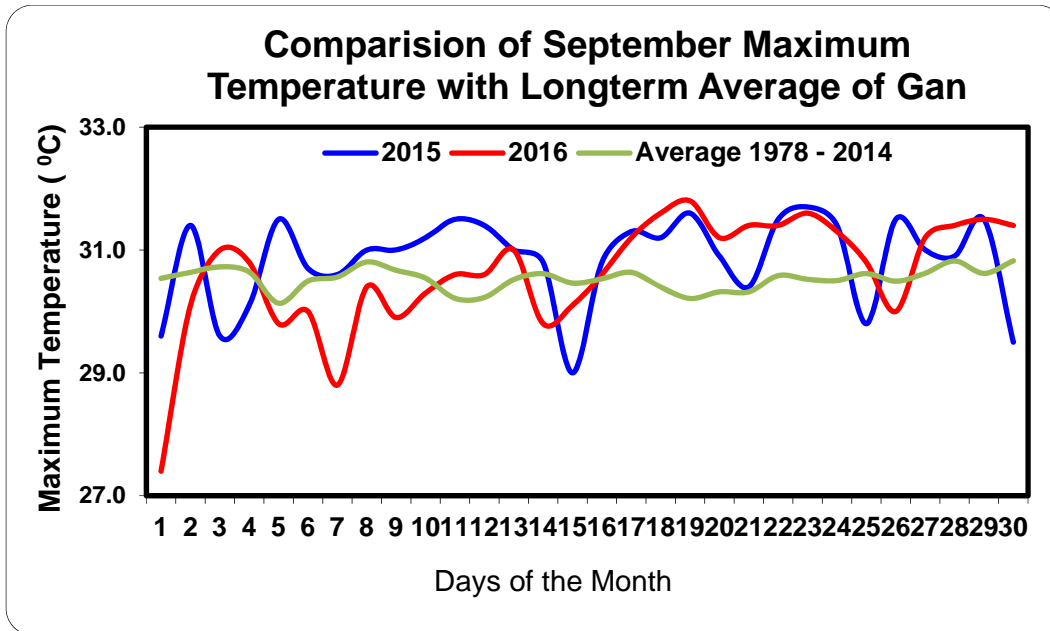


## South

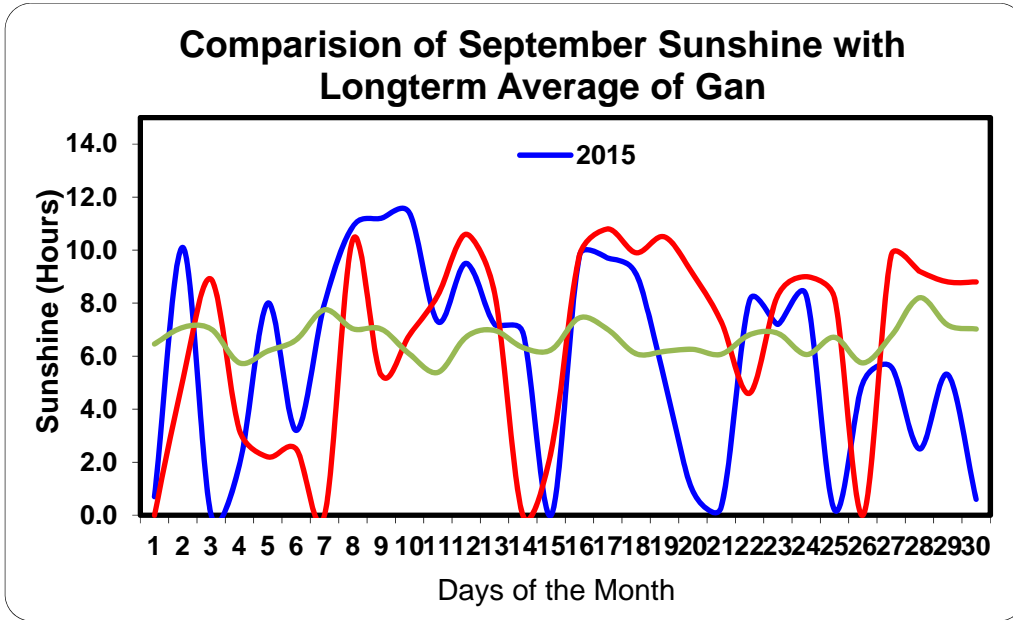
September 2016, southern part of the country received a total rainfall of 59 mm. The highest rainfall within 24 hours was recorded on the 10<sup>th</sup> and amounts to 23 mm of rainfall. The rainfall received in September 2015 was 177 mm more than that of September 2016. Figure below shows daily total rainfall (2015 and 2016) and daily average rainfall for the Month of September for southern part of Maldives.



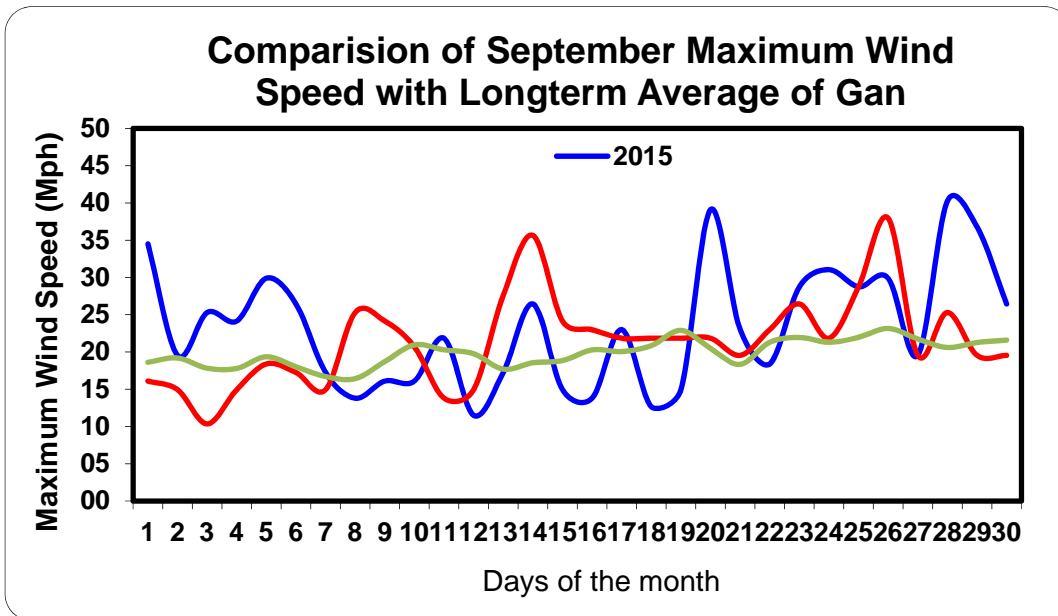
The highest temperature recorded in southern part of the Maldives September 2016 was 32 degree Celsius, which was recorded on the 19<sup>th</sup>. The minimum temperature recorded in the same area for the last month was 23 degree Celsius and was recorded on the 14<sup>th</sup> of September. However, the highest temperature recorded in September 2015 in southern parts of the country was 32 degree Celsius, which was recorded on the 23<sup>rd</sup>. Furthermore, the minimum temperature recorded in south in September 2015 was 24 degree Celsius, recorded on the 28<sup>th</sup>. Figure below shows daily maximum and minimum temperature (2015 and 2016) and average maximum and minimum temperature for the Month of September for southern part of Maldives.



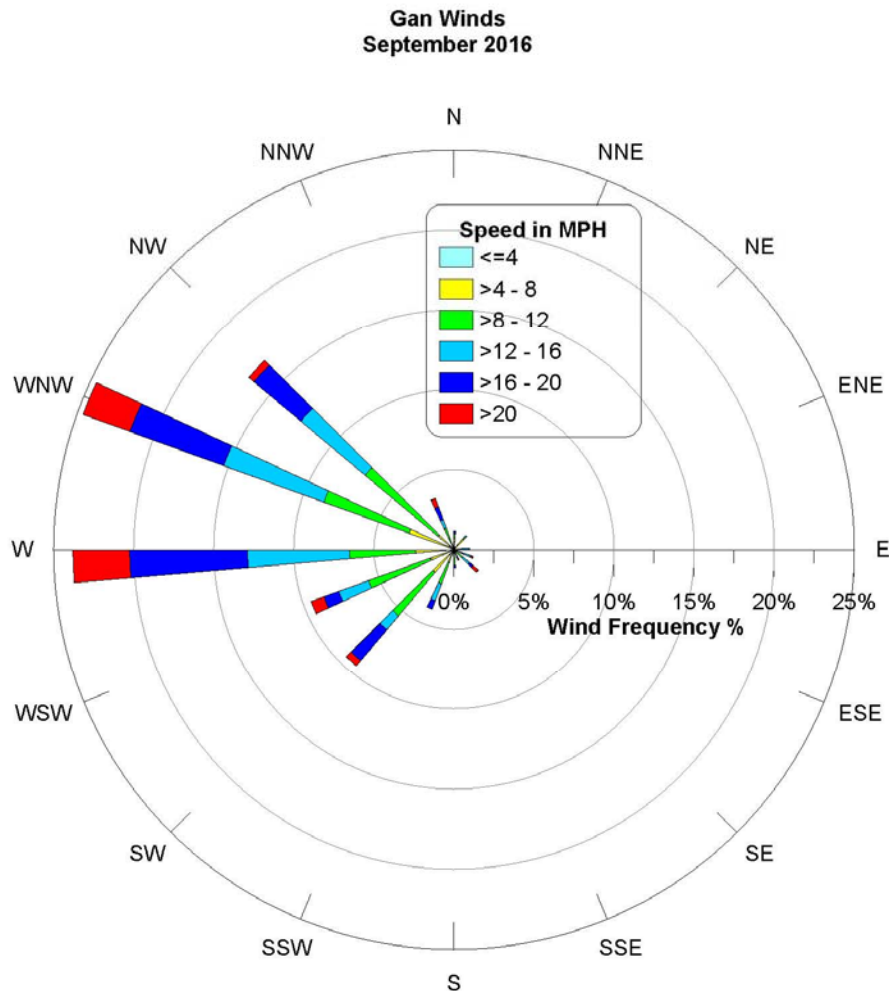
Southern part of the country received sunshine for 26 days September 2016, which amounts to 198 hours and 12 minutes. Furthermore, in September 2015 southern part of the country received sunshine for 28 days, which amounts to 174 hours. Figure below shows daily sunshine (2015 and 2016) and daily average sunshine for the Month of September for southern part of Maldives.



September 2016, the maximum wind speed in south was experienced on the 26<sup>th</sup> at 12:12 hours from *west* at a speed of 38 mph. However, the maximum wind speed in southern atolls in September 2015 was recorded on the 28<sup>th</sup> at 10:20 hours at a speed of 40 mph from *west*. Figure below shows daily maximum wind speed (2015 and 2016) and daily average maximum wind speed for the Month of September for southern part of Maldives.



Below is wind frequency chart (Wind rose) of Gan for September 2016.



This is the wind rose for Gan based on hourly wind data of the month September 2016. This rose shows that the winds at Gan during the period blow from the west, west-north-west and north-west much of the time. In fact, the spokes in the directions south-west and west-south-west comprises about 10% of all hourly wind directions. This also shows that the wind rarely blows from other directions.

Highest maximum temperature recorded was 33.6 °C on 17 <sup>th</sup> April 1998
Lowest minimum temperature recorded was 19.7 °C on 24 <sup>th</sup> March 1986
Highest wind recorded was 103.5 Miles from SW on 29 <sup>th</sup> May 1991
Highest rainfall within 24hrs recorded was 228.4 mm on 24 <sup>th</sup> November 2015