



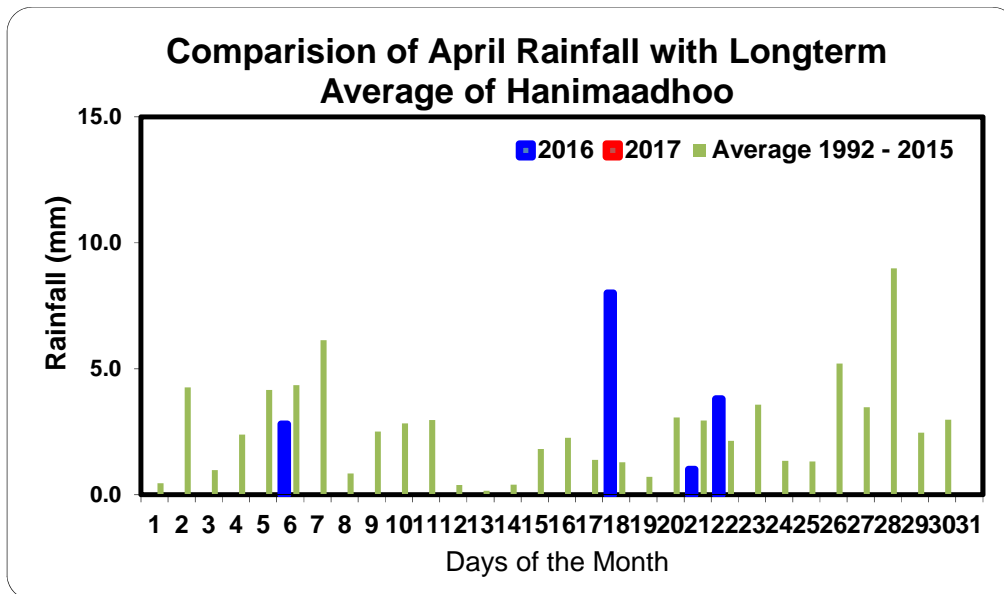
Climate Section
Maldives Meteorological Service
Hulhule

Climate Conditions in April 2017

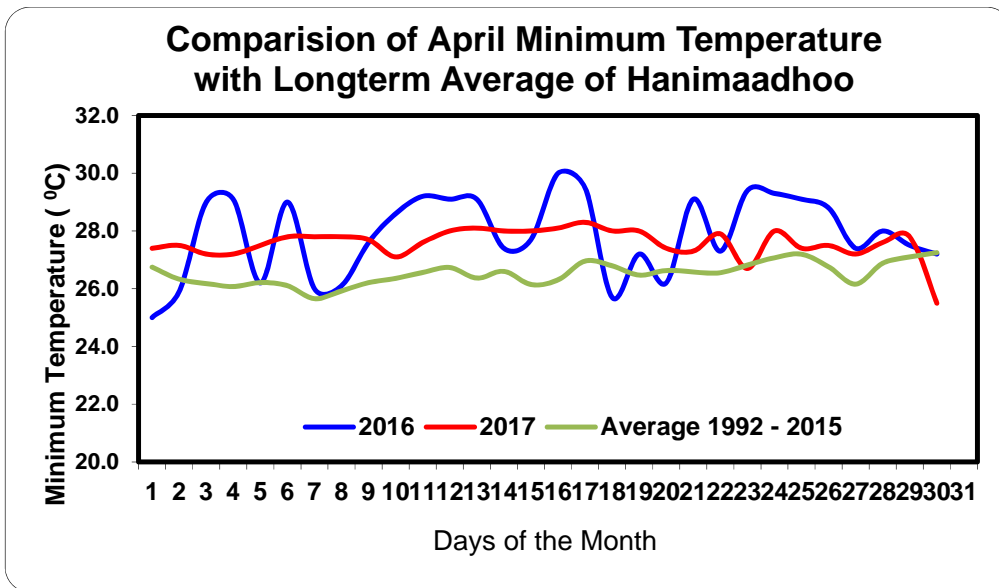
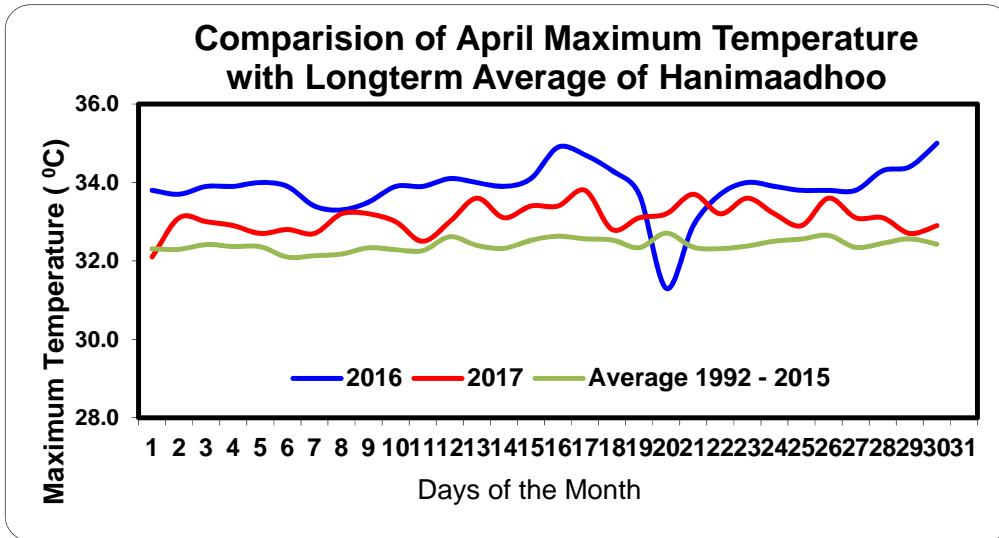
Date: 10th May 2017

North

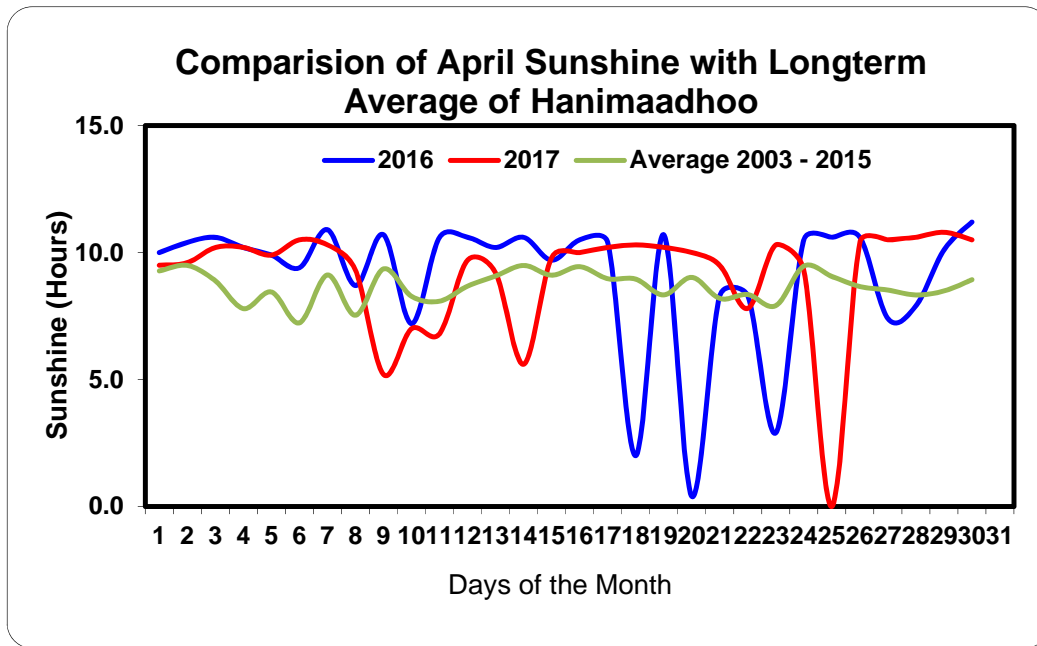
Last April, northern part of the country has no rainfall. The rainfall received in April 2016 was 16 mm more than that of last April. Figure below shows daily total rainfall (2016 and 2017) and daily average rainfall for the Month of April for northern part of Maldives.



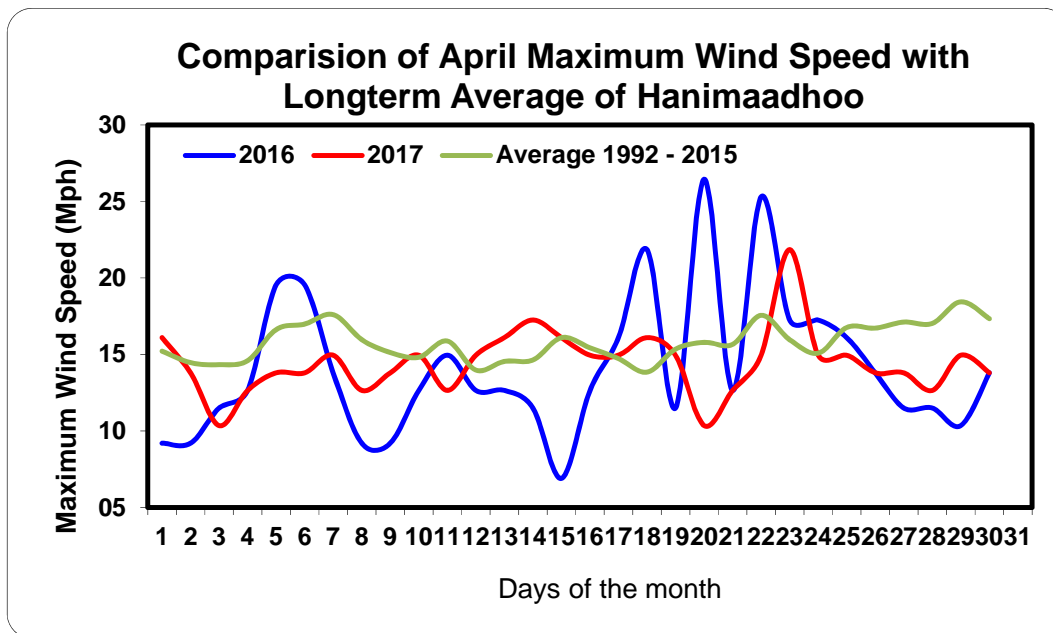
The highest temperature recorded in northern part of the Maldives last April was 34 degree Celsius, which was recorded on 17th. The minimum temperature recorded in the same area for the last month was 26 degree Celsius and was recorded on 30th of April. However, the highest temperature recorded in April 2016 in northern part of the country was 35 degree Celsius, which was recorded on the 30th. Furthermore, the minimum temperature recorded in northern part in April 2016 was 25 degree Celsius, recorded on the 1st. Figure below shows daily maximum and minimum temperature (2016 and 2017) and average maximum and minimum temperature for the Month of April for northern part of Maldives.



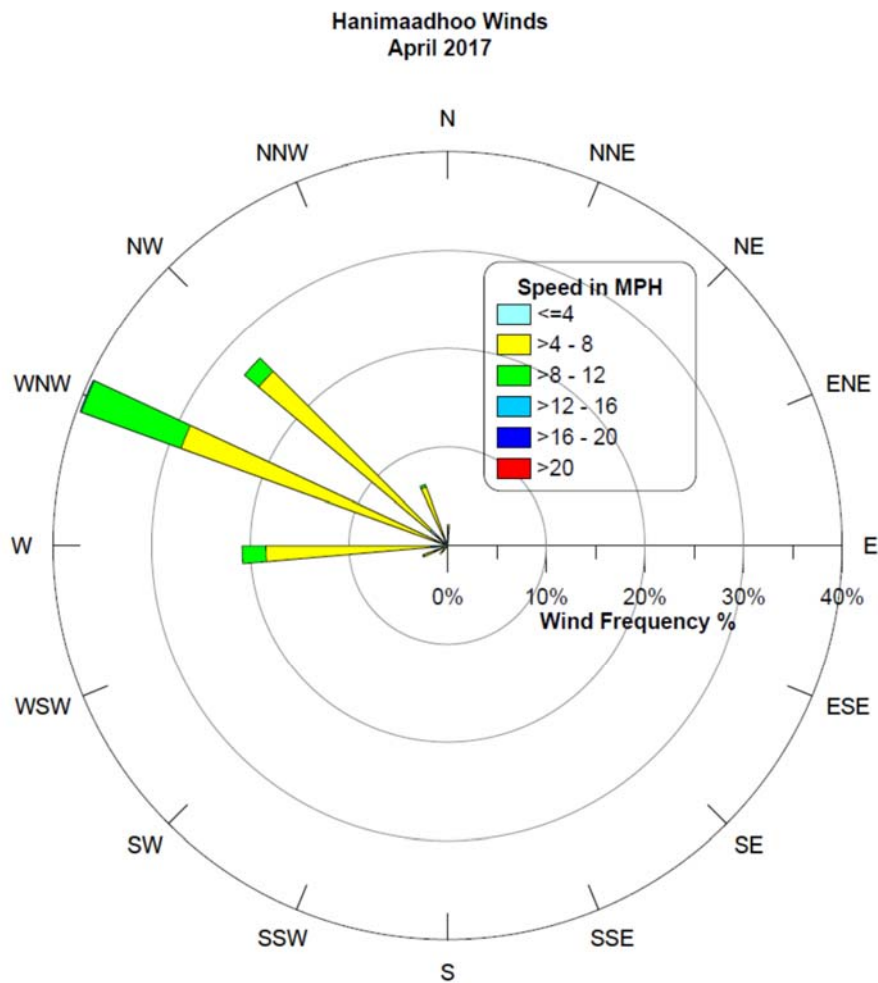
Northern part of the country received sunshine for 29 days last April, which amounts to 273 hours 12 minutes. Furthermore, in April 2016 northern part of the country received sunshine for 30 days, which amounts to 271 hour 30 minutes. Figure below shows daily sunshine (2016 and 2017) and daily average sunshine for the Month of April for northern part of Maldives.



Last April, the maximum wind speed in the northern part was experienced on the 23rd at 21:02 hours from *west-north-west* at a speed of 22 mph. Furthermore, the maximum wind speed in the northern part in April 2016 was recorded on 20th at 10:27 hours from *north-east* at a speed of 26 mph. Figure below shows daily maximum wind speed (2016 and 2017) and daily average maximum wind speed for the Month of April for northern part of Maldives.



Below is wind frequency chart (Wind rose) of Hanimaadhoo for April 2017.



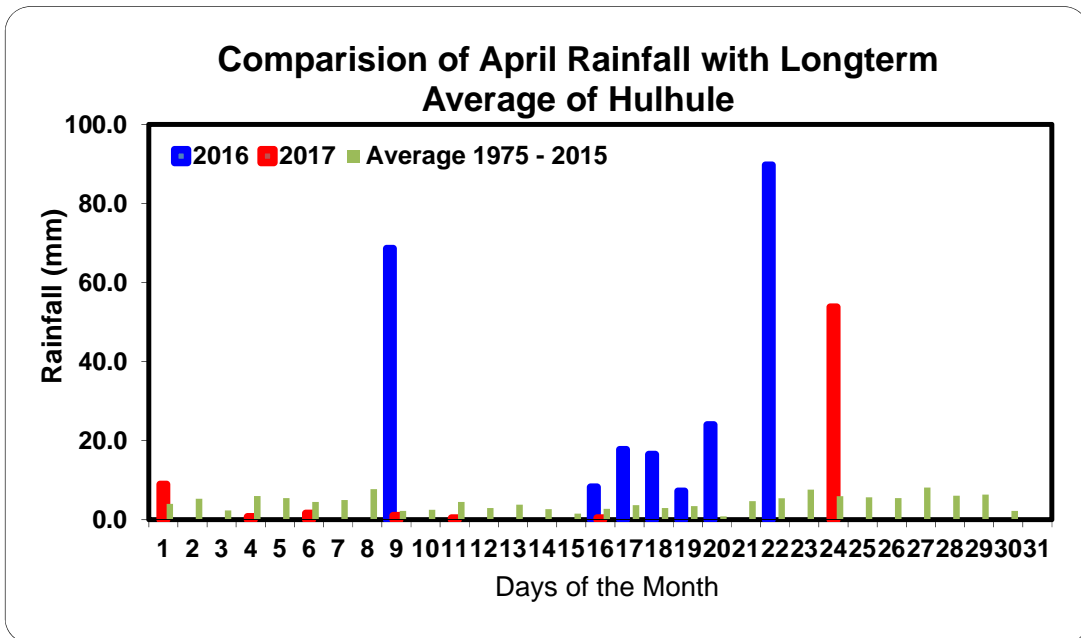
This is the wind rose for Hanimaadhoo based on hourly wind data of the month April 2017. This rose shows that the winds at Hanimaadhoo during the period blow from the *west-north-west* much of the time. In fact, the spokes in the directions *north-west* and *west* comprise about 30% of all hourly wind directions. This also shows that the wind rarely blows from *north-north-west*.

Highest maximum temperature recorded was 35.0 °C on 30 th April 2016
Lowest minimum temperature recorded was 18.2 °C on 23 rd December 2002
Highest wind recorded was 87.4 Miles from NNW on 03 rd April 1991
Highest rainfall within 24hrs recorded was 146.9 mm on 26 th May 2008

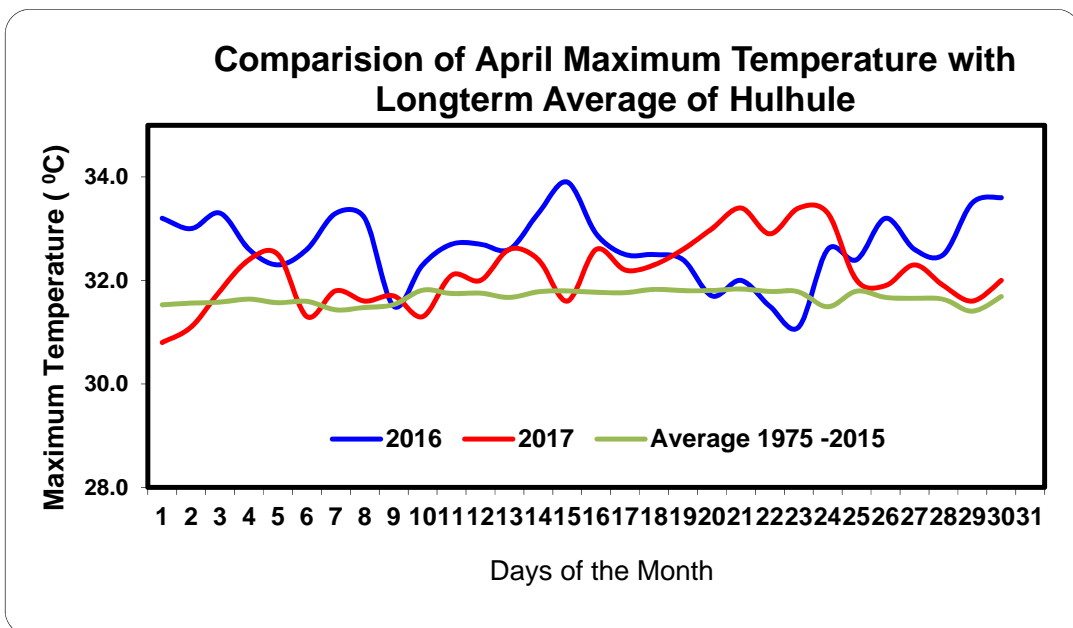
Central part

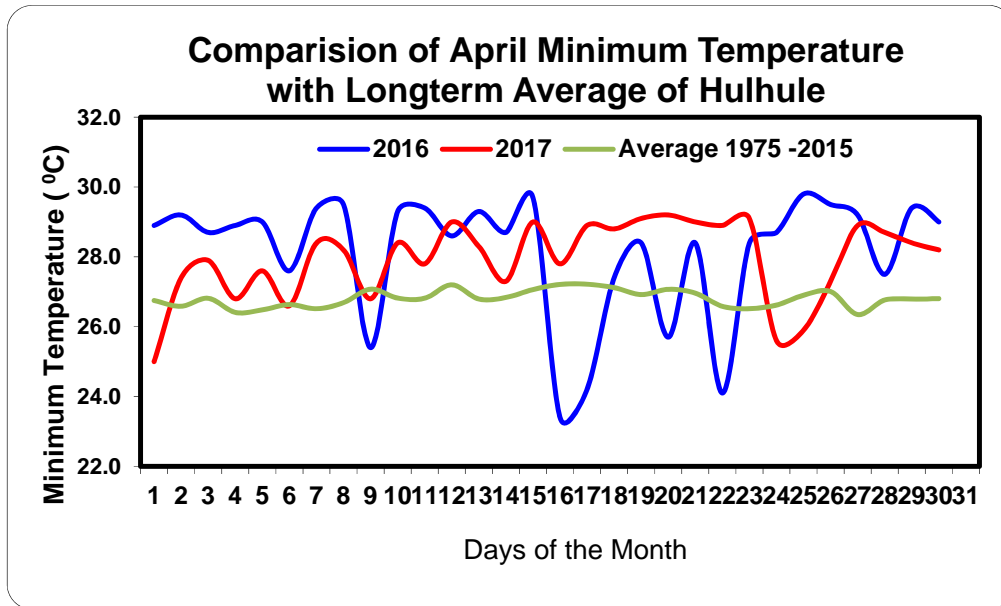
Last April, central part of the country received a total rainfall of 67 mm. The highest rainfall within 24 hours was recorded on the 24th and amounts to 54 mm of rainfall. The rainfall received in April 2016 was 165 mm more than that of last April. Figure below

shows daily total rainfall (2016 and 2017) and daily average rainfall for the Month of April for central part of Maldives.

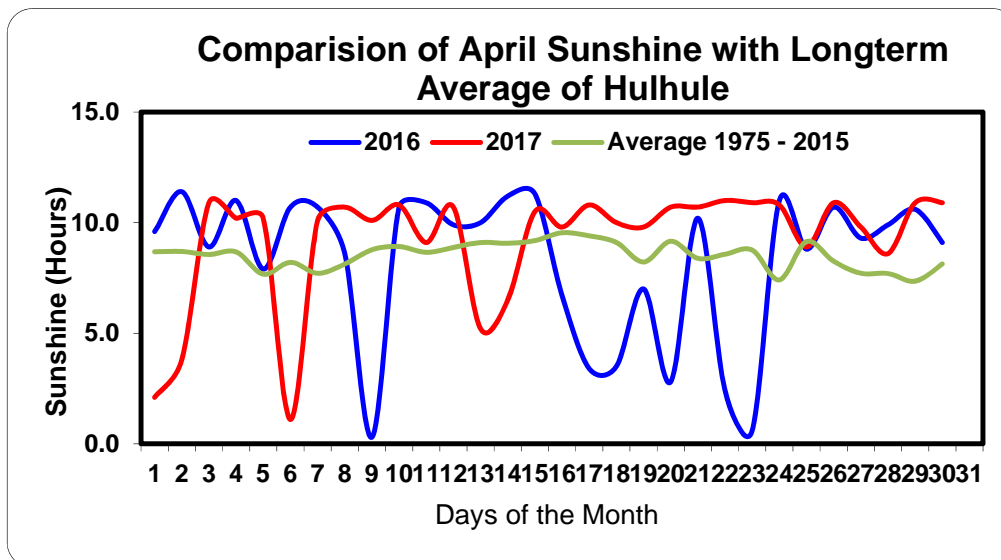


The highest temperature recorded in central part of the Maldives last April was 33 degree Celsius, which was recorded on the 21st and 23rd. The minimum temperature recorded in the same area for the last month was 25 degree Celsius and was recorded on the 1st of April. On the other hand, the highest temperature recorded in April 2016 in central part of the country was 34 degree Celsius, which was recorded on the 15th. Furthermore, the minimum temperature recorded in the central part in April 2016 was 23 degree Celsius, recorded on the 16th. Figure below shows daily maximum and minimum temperature (2016 and 2017) and average maximum and minimum temperature for the Month of April for central part of Maldives.

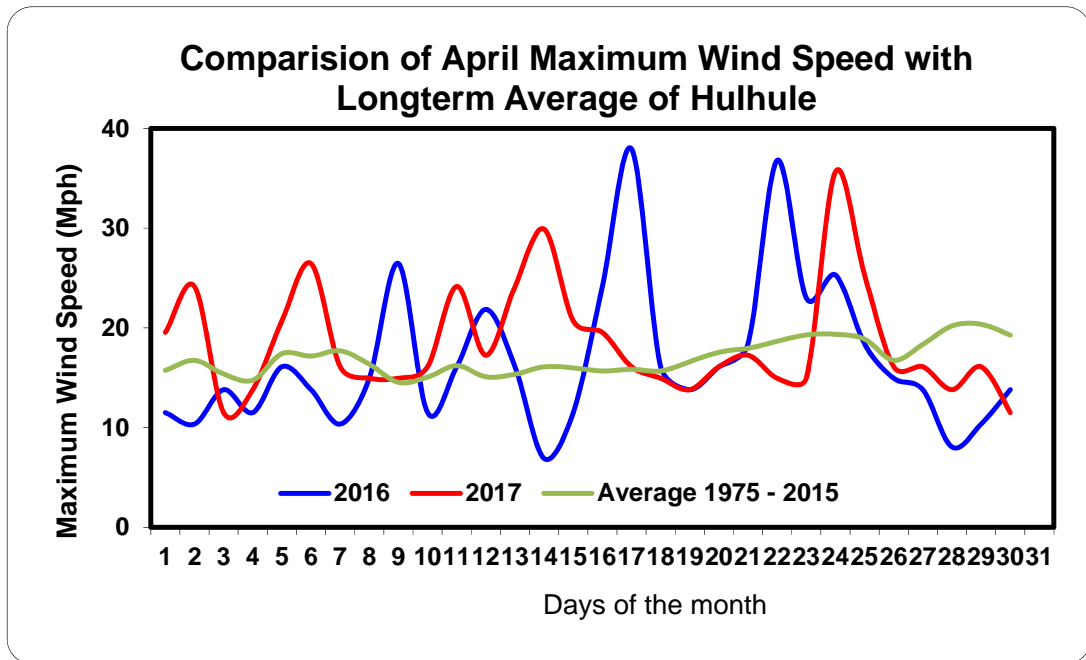




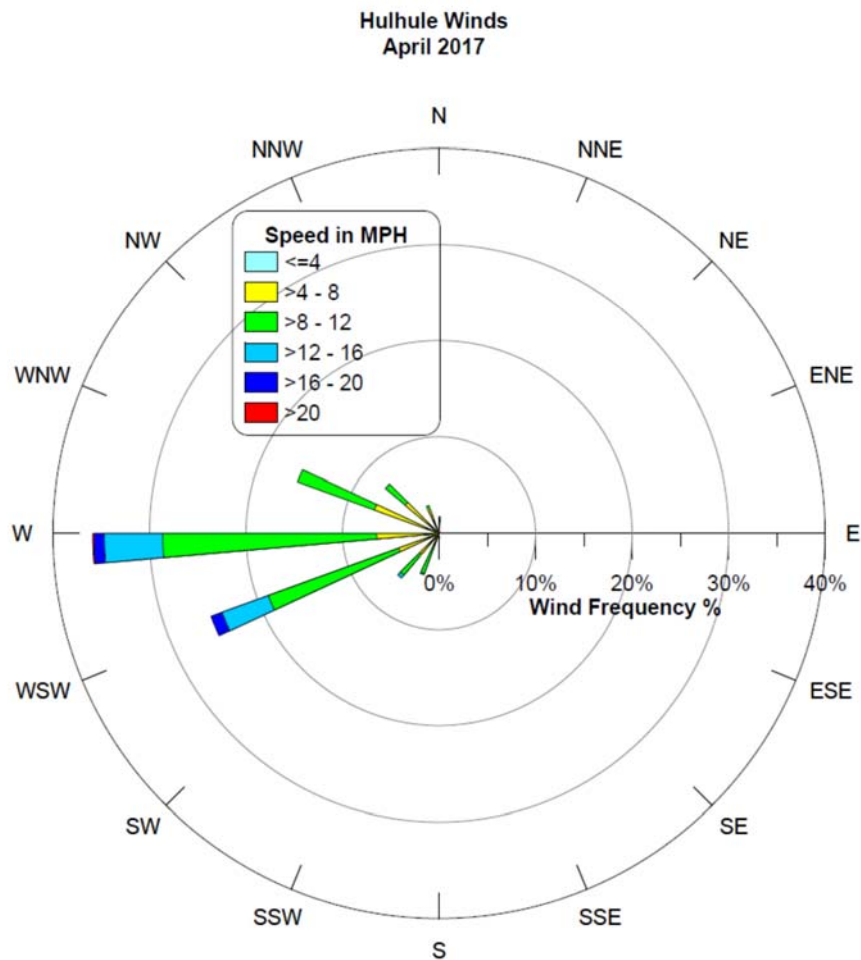
Central part of the country received sunshine for 30 days last April, which amounts to 276 hours 30 minutes. Furthermore, in April 2016 central part of the country received sunshine for 30 days, which amounts to 249 hours 6 minutes. Figure below shows daily sunshine (2016 and 2017) and daily average sunshine for the Month of April for central part of Maldives.



Last April, the maximum wind speed in Central part of the country was experienced on the 25th at 04:35 hours from *east-north-east* at a speed of 36 mph. However, the maximum wind speed in central part in April 2016 was recorded on the 18th at 00:40 hours at a speed of 38 mph from *north-north-west*. Figure below shows daily maximum wind speed (2016 and 2017) and daily average maximum wind speed for the Month of April for central part of Maldives.



Below is wind frequency chart (Wind rose) of Hulhule for April 2017.

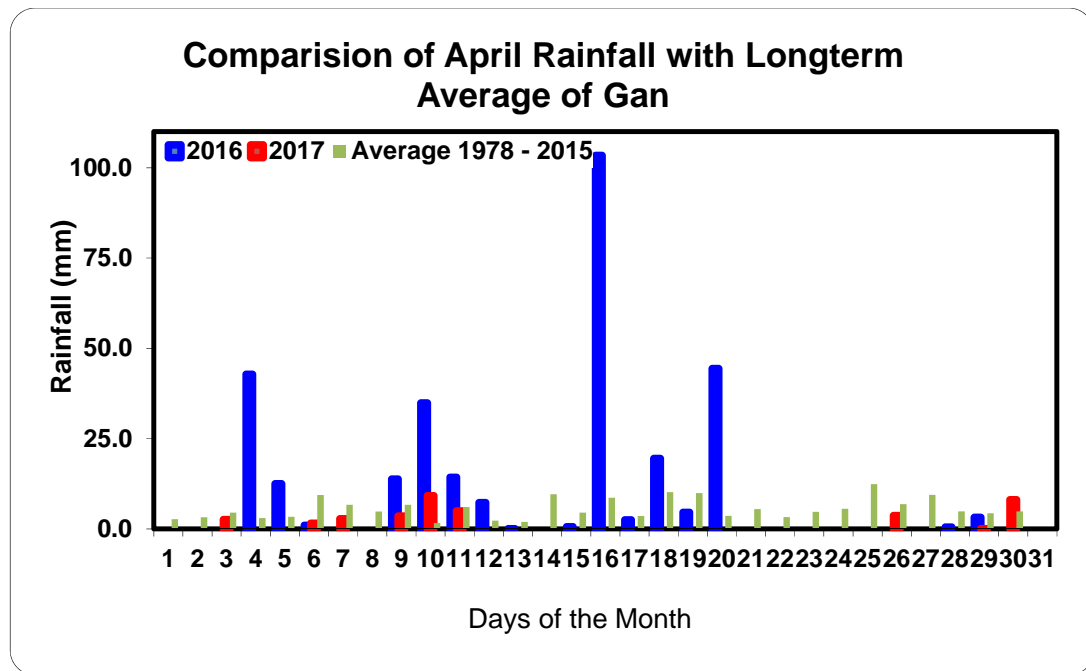


This is the wind rose for Hulhule based on hourly wind data of the month April 2017. This rose shows that the winds at Hulhule during the period blow from the *west* much of the time. In fact, the spokes in the directions *west-south-west* comprise about 30% of all hourly wind directions. This also shows that the wind rarely blows from *west-north-west*.

Highest maximum temperature recorded was 34.1 °C on 16 th and 28 th April 1973
Lowest minimum temperature recorded was 19.0 °C on 23 rd November 1984
Highest wind recorded was 71.3 Miles from W on 03 rd November 1978
Highest rainfall within 24hrs recorded was 175.9 mm on 23 rd December 1977 (Hulhule)
Highest rainfall within 24hrs recorded was 200.0 mm on 11 th December 1998 (Male')

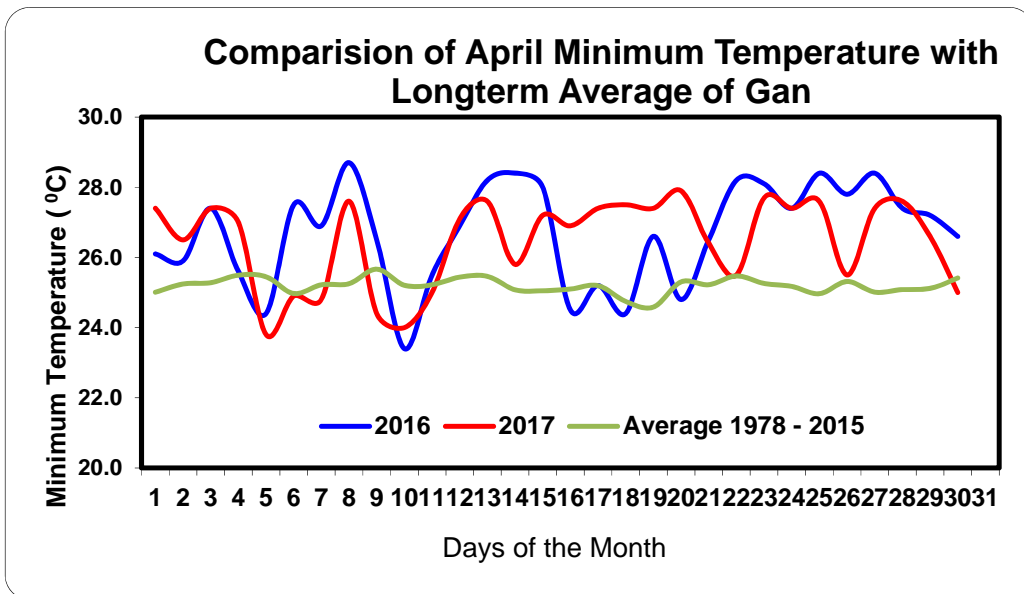
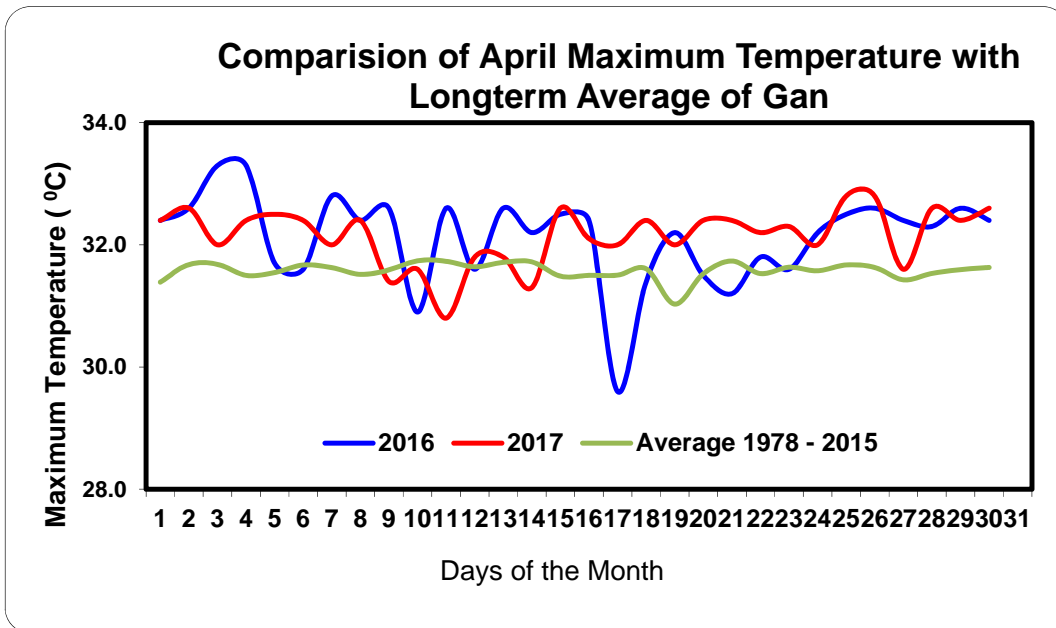
South

Last April, southern part of the country received a total rainfall of 37 mm. The highest rainfall within 24 hours was recorded on the 10th and amounts to 9 mm of rainfall. The rainfall received in April 2016 was 269 mm more than that of last April. Figure below shows daily total rainfall (2016 and 2017) and daily average rainfall for the Month of April for southern part of Maldives.

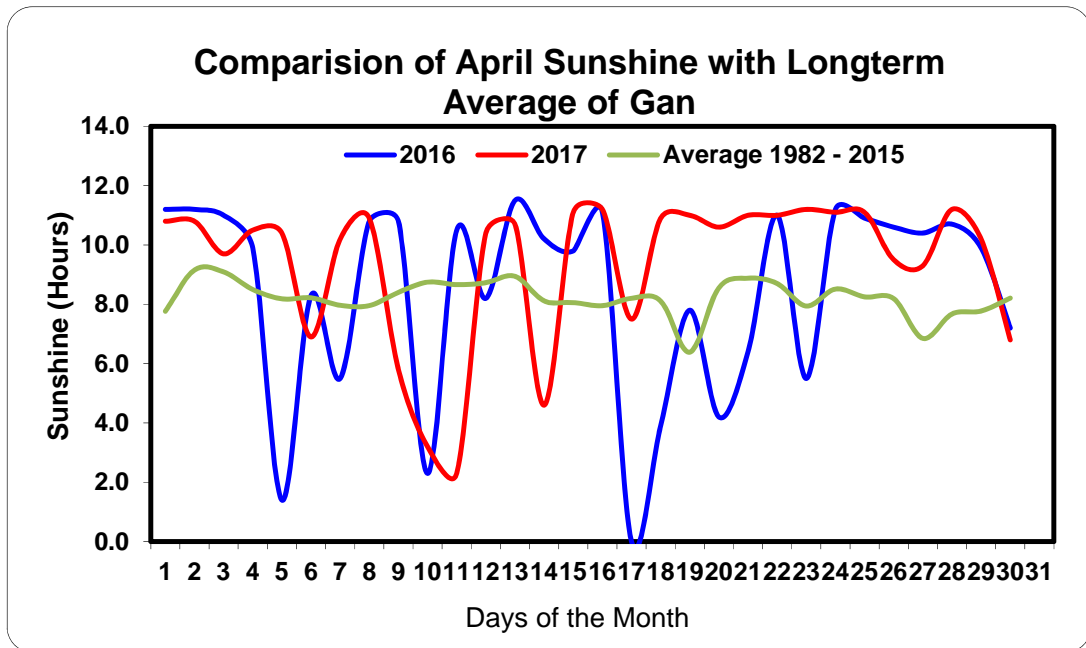


The highest temperature recorded in southern part of the Maldives last April was 33 degree Celsius, which was recorded on the 25th and 26th. The minimum temperature recorded in the same area for the last month was 24 degree Celsius and was recorded on the 5th of April. However, the highest temperature recorded in April 2016 in southern parts of the country was 33 degree Celsius, which was recorded on the 3rd and 4th. Furthermore, the minimum temperature recorded in south in April 2016 was 23 degree Celsius, recorded on the 10th. Figure below shows daily maximum and minimum

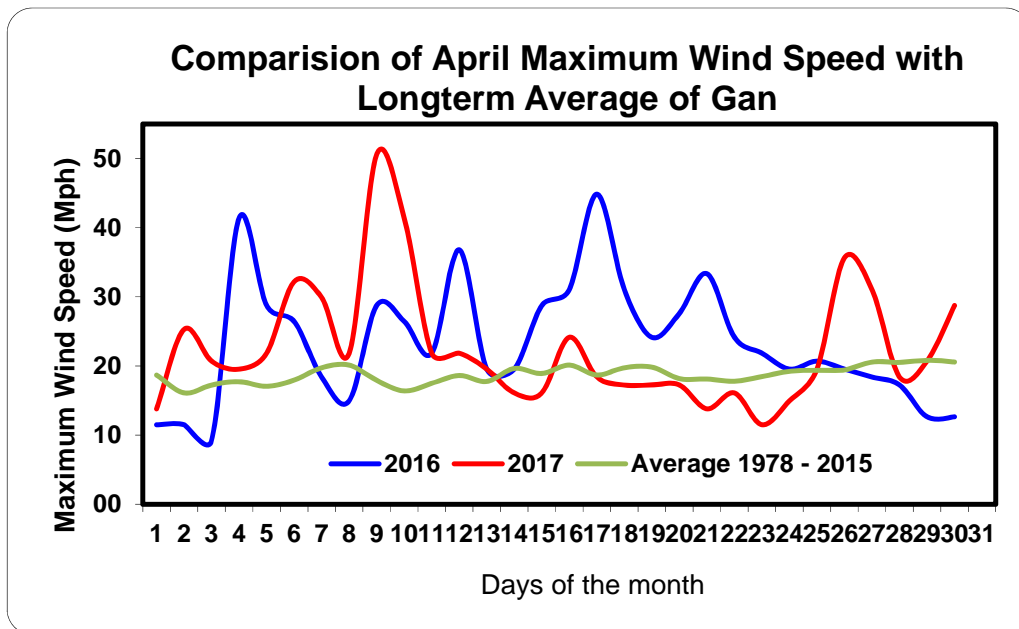
temperature (2016 and 2017) and average maximum and minimum temperature for the Month of April for southern part of Maldives.



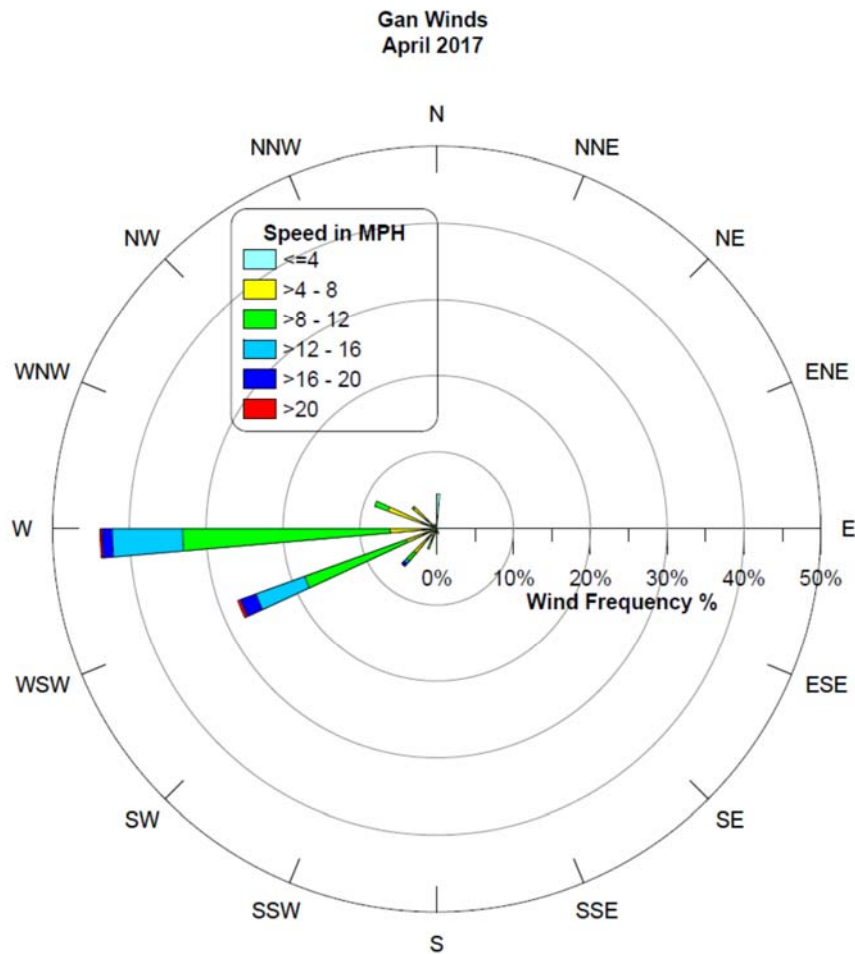
Southern part of the country received sunshine for 30 days last April, which amounts to 281 hours and 54 minutes. Furthermore, in April 2016 southern part of the country received sunshine for 29 days, which amounts to 253 hours 24 minutes. Figure below shows daily sunshine (2016 and 2017) and daily average sunshine for the Month of April for southern part of Maldives.



Last April, the maximum wind speed in south was experienced on the 9th at 01:08 hours from *west-south-west* at a speed of 51 mph. However, the maximum wind speed in southern atolls in April 2016 was recorded on the 17th at 11:10 hours at a speed of 45 mph from *west-south-west*. Figure below shows daily maximum wind speed (2016 and 2017) and daily average maximum wind speed for the Month of April for southern part of Maldives.



Below is wind frequency chart (Wind rose) of Gan for April 2017.



This is the wind rose for Gan based on hourly wind data of the month April 2017. This rose shows that the winds at Gan during the period blow from the *west* much of the time. In fact, the spokes in the directions *west-south-west* comprise about 30% of all hourly wind directions. This also shows that the wind rarely blows from other directions.

Highest maximum temperature recorded was 33.6 °C on 17 th April 1998

Lowest minimum temperature recorded was 19.7 °C on 24 th April 1986
--

Highest wind recorded was 103.5 Miles from SW on 29 th May 1991
--

Highest rainfall within 24hrs recorded was 228.4 mm on 24 th November 2016
