



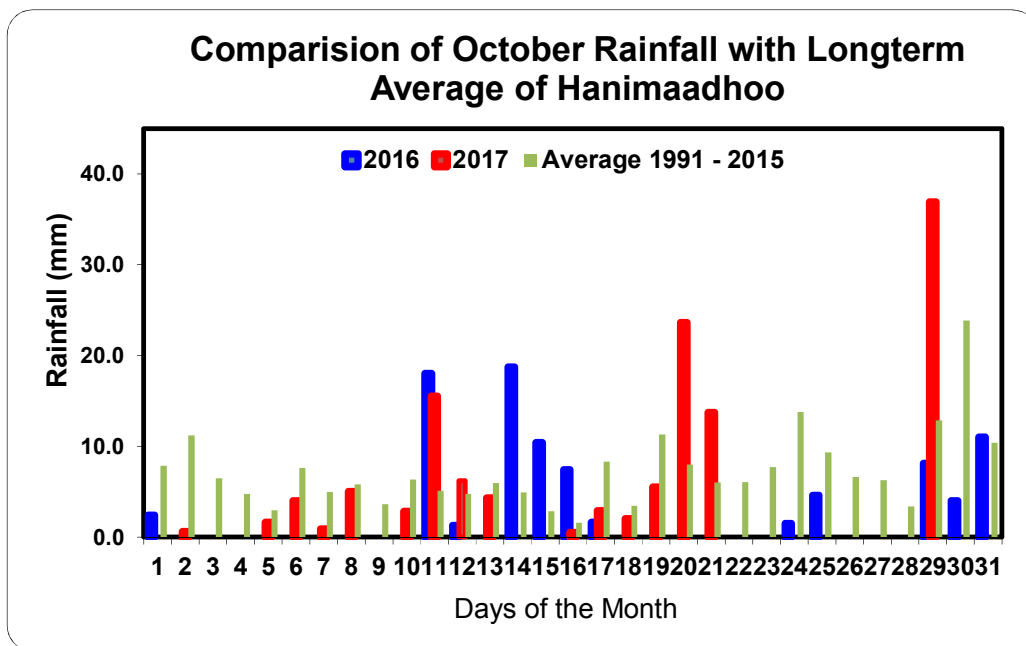
Climate Section
Maldives Meteorological Service
Hulhule

Climate Conditions in October 2017

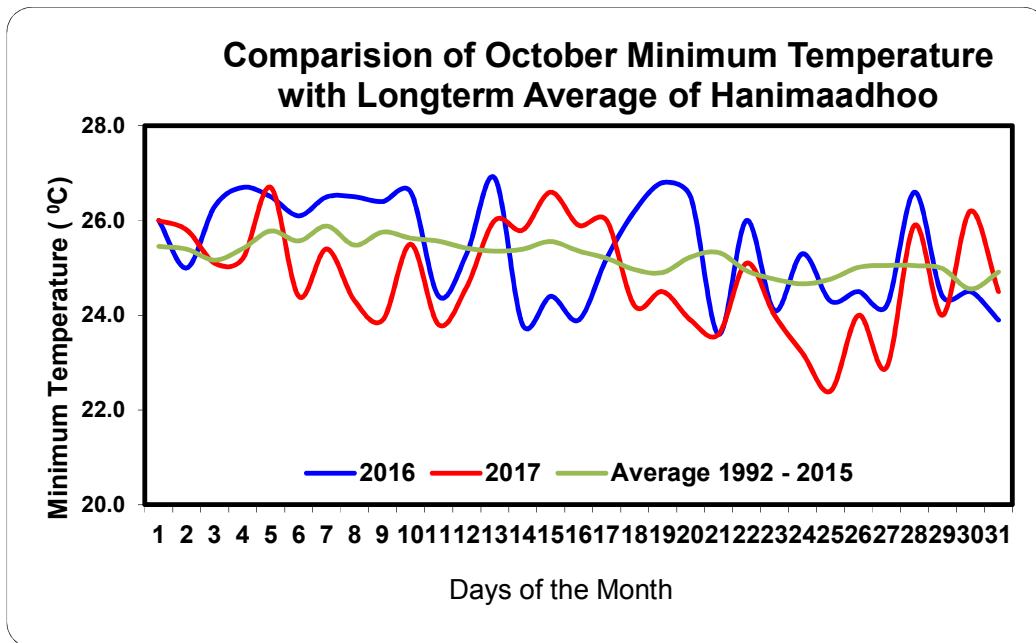
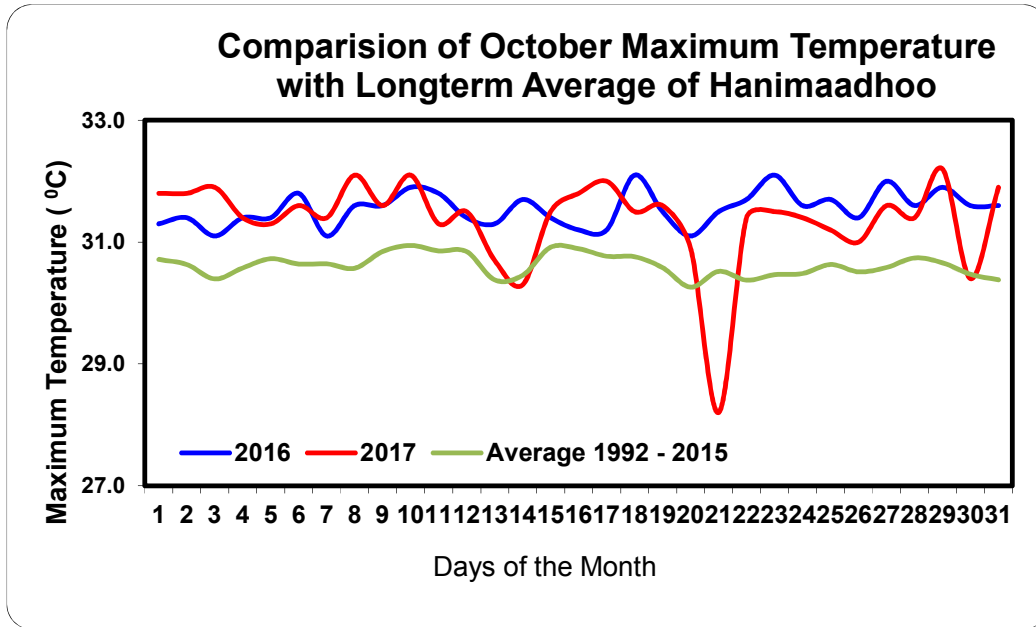
Date: 09th November 2017

North

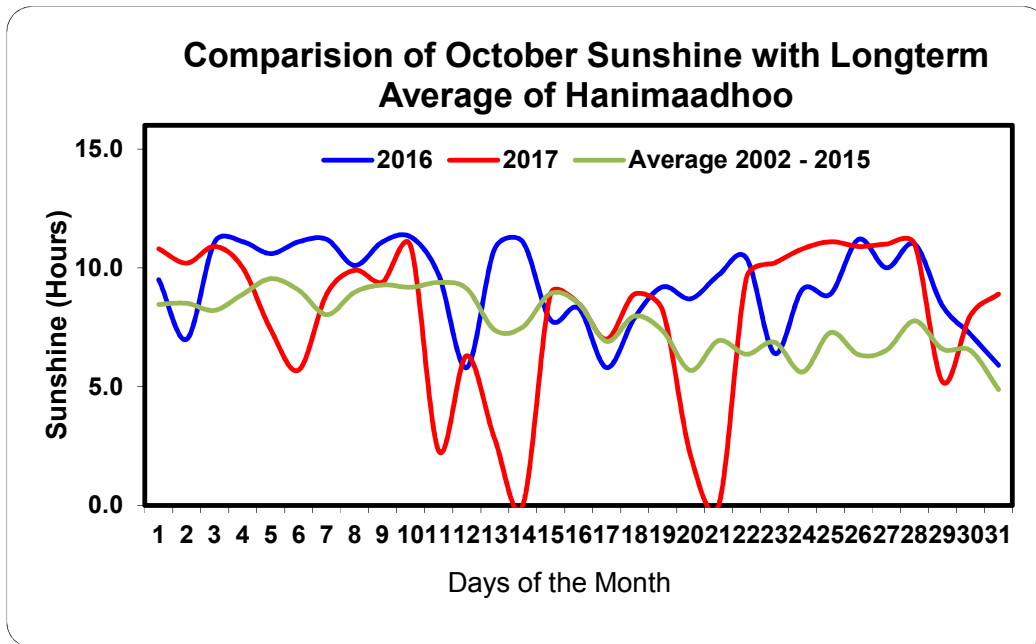
Last October, northern part of the country received a total rainfall of 126 mm. The highest rainfall within 24 hours was recorded on the 29th and amounts to 37 mm of rainfall. The rainfall received in October 2016 was 37 mm less than that of last October. Figure below shows daily total rainfall (2016 and 2017) and daily average rainfall for the Month of October for northern part of Maldives.



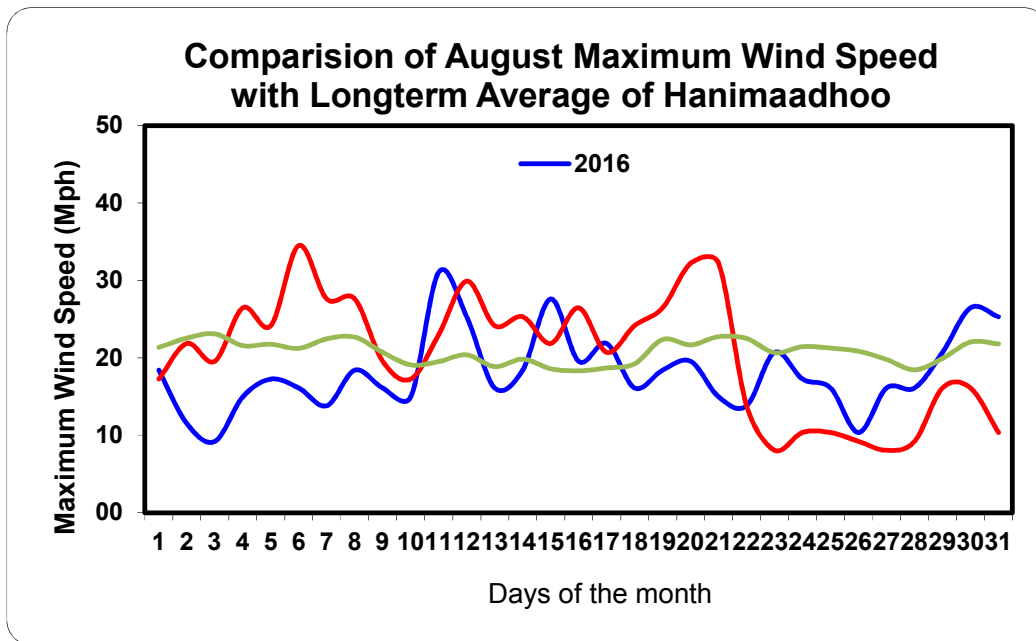
The highest temperature recorded in northern part of the Maldives last October was 32 degree Celsius, which was recorded on 29th. The minimum temperature recorded in the same area for the last month was 22 degree Celsius and was recorded on 25th of October. However, the highest temperature recorded in October 2016 in northern part of the country was 32 degree Celsius, which was recorded on the 18th and 23rd. Furthermore, the minimum temperature recorded in northern part in October 2016 was 24 degree Celsius, recorded on the 21st. Figure below shows daily maximum and minimum temperature (2016 and 2017) and average maximum and minimum temperature for the Month of October for northern part of Maldives.



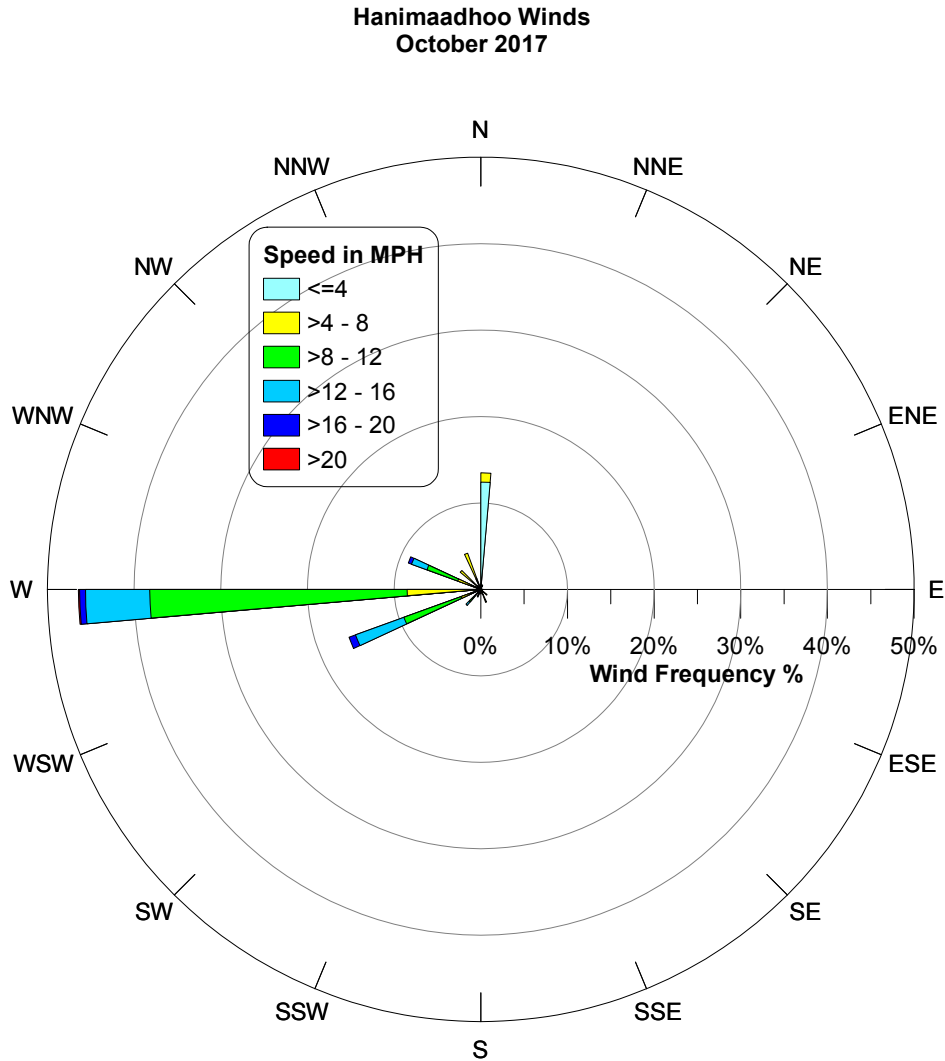
Northern part of the country received sunshine for 29 days last October, which amounts to 245 hours 48 minutes. Furthermore, in October 2016 northern part of the country received sunshine for 31 days, which amounts to 287 hours 24 minutes. Figure below shows daily sunshine (2016 and 2017) and daily average sunshine for the Month of October for northern part of Maldives.



Last October, the maximum wind speed in the northern part was experienced on the 06th at 13:35 hours from *west-north-west* at a speed of 35 mph. Furthermore, the maximum wind speed in the northern part in October 2016 was recorded on 11th at 16:13 hours from *west* at a speed of 31 mph. Figure below shows daily maximum wind speed (2016 and 2017) and daily average maximum wind speed for the Month of October for northern part of Maldives.



Below is wind frequency chart (Wind rose) of Hanimaadhoo for October 2017.



This is the wind rose for Hanimaadhoo based on hourly wind data of the month October 2017. This rose shows that the winds at Hanimaadhoo during the period blow from the *west* much of the time. In fact, the spokes in the directions *west-south-west and north* comprise about 31% of all hourly wind directions. This also shows that the wind rarely blows from other directions.

Highest maximum temperature recorded was 35.0 °C on 30 th April 2016

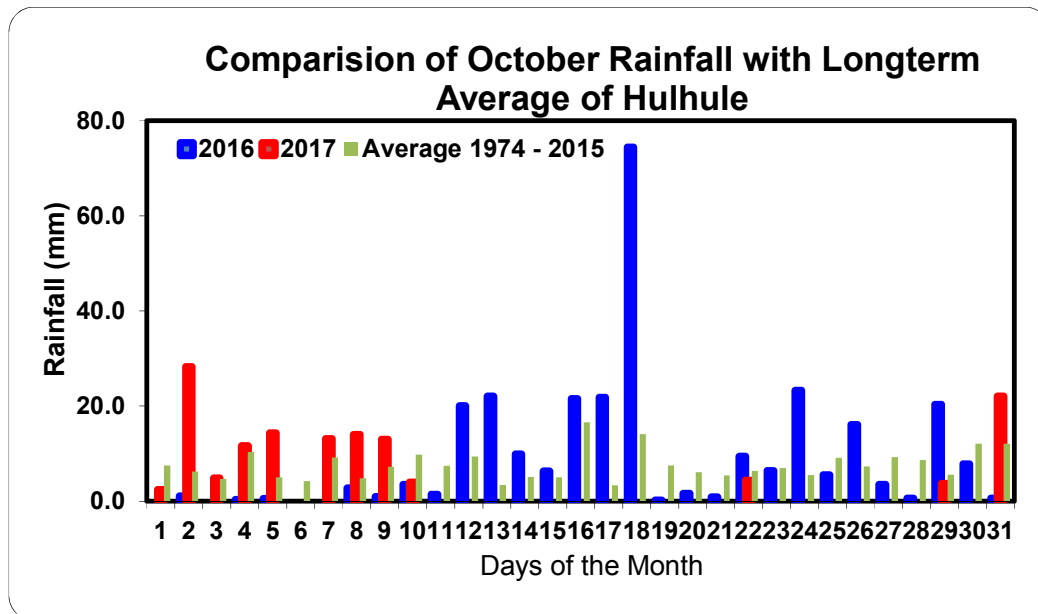
Lowest minimum temperature recorded was 18.2 °C on 23 rd December 2002

Highest wind recorded was 87.4 Miles from NNW on 03 rd February 1991

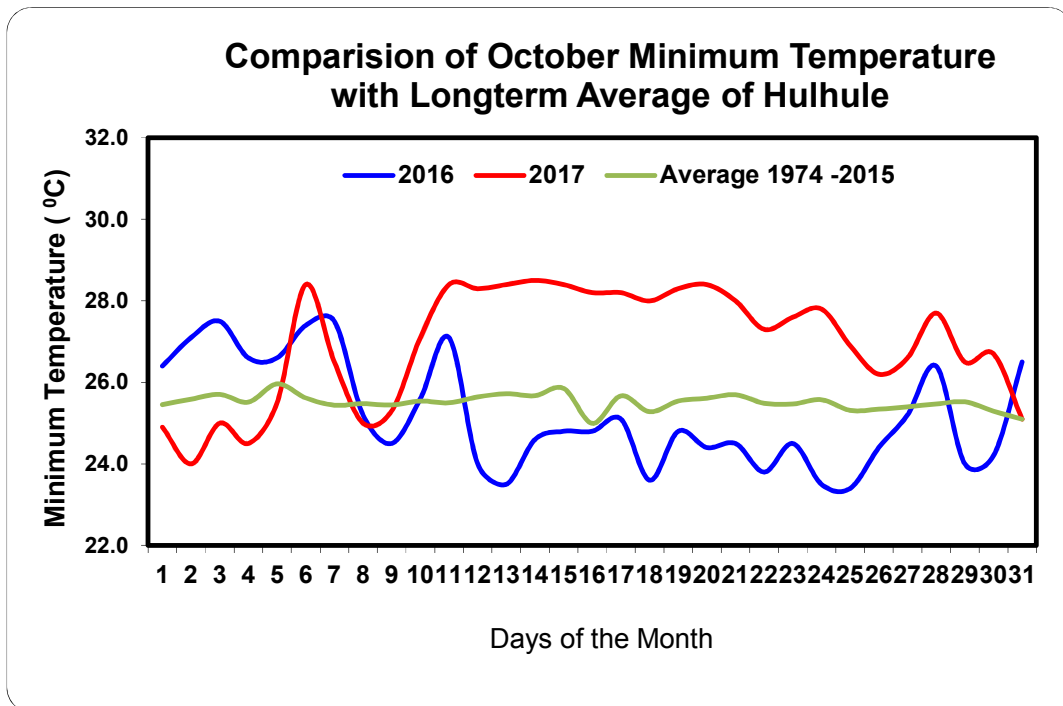
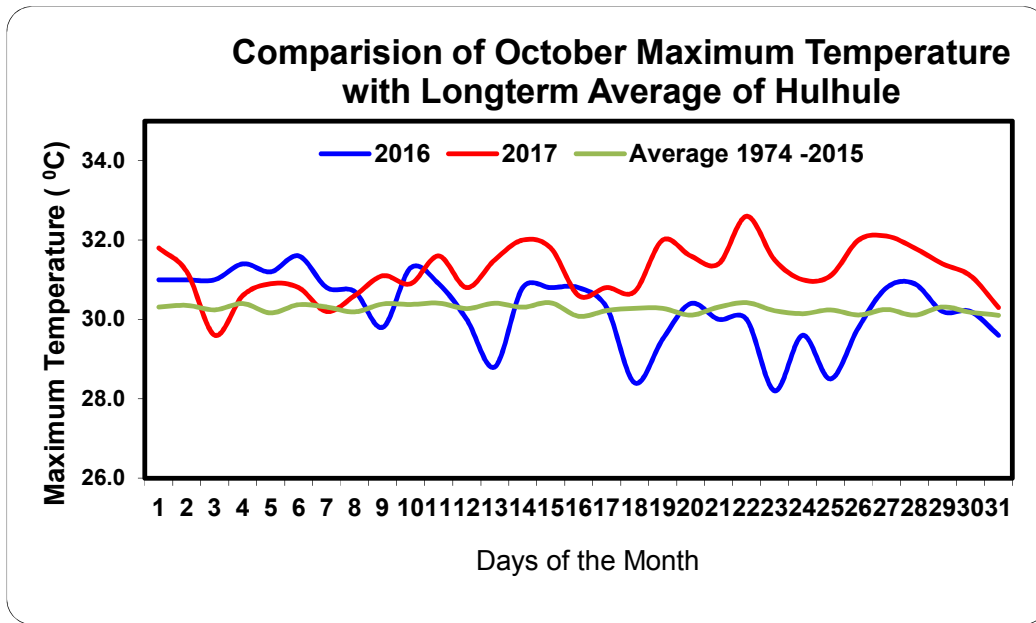
Highest rainfall within 24hrs recorded was 189.0 mm on 31 st May 2017
--

Central part

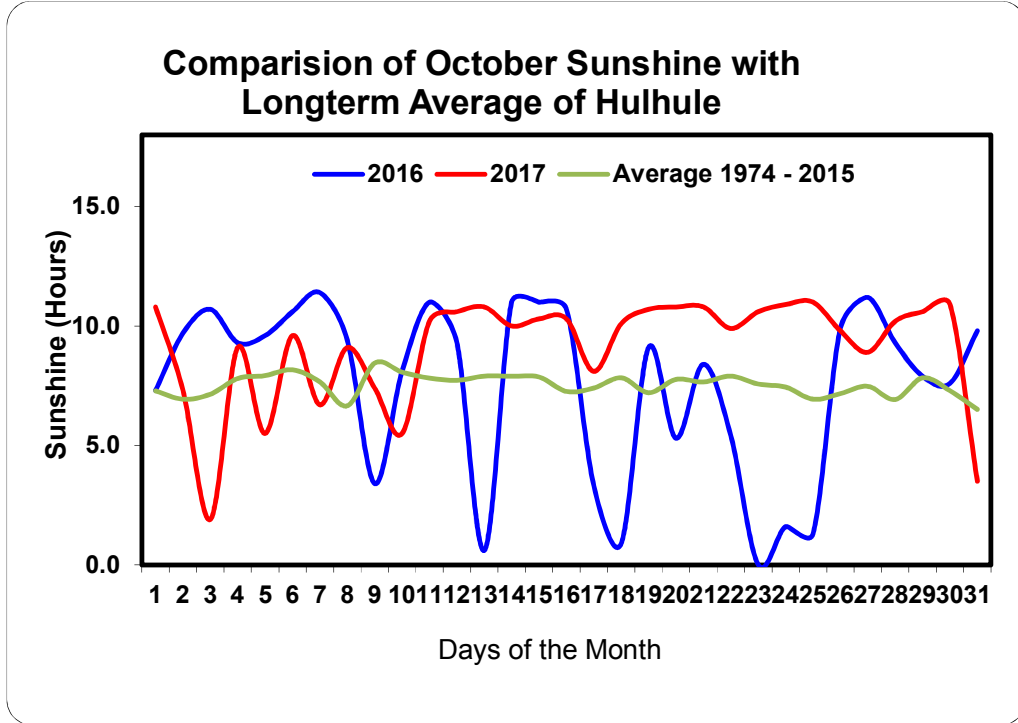
Last October, central part of the country received a total rainfall of 135 mm. The highest rainfall within 24 hours was recorded on the 02nd and amounts to 28 mm of rainfall. The rainfall received in October 2016 was 147 mm more than that of last October. Figure below shows daily total rainfall (2016 and 2017) and daily average rainfall for the Month of October for central part of Maldives.



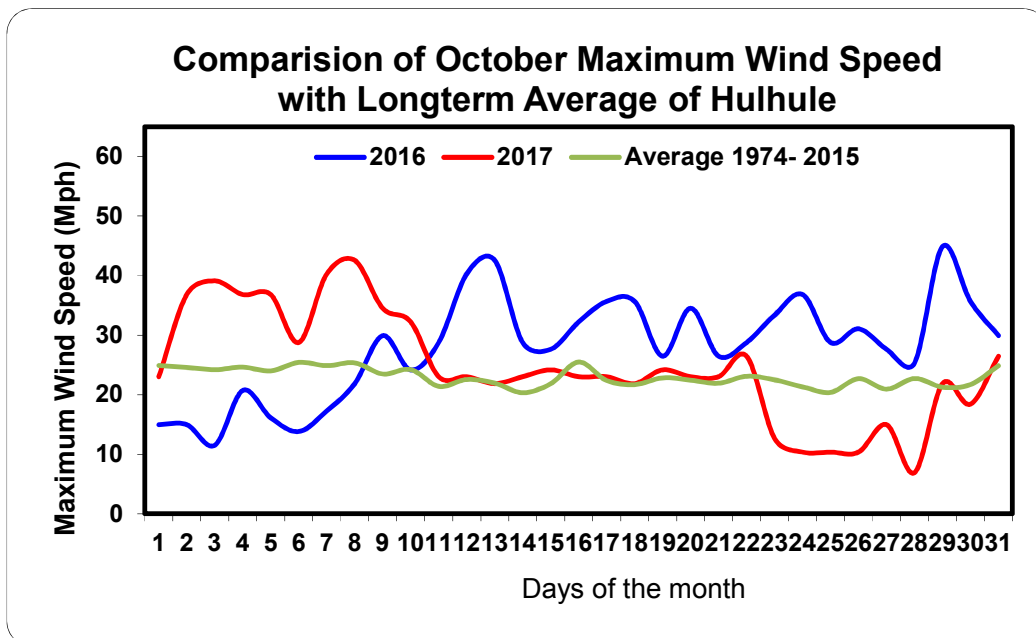
The highest temperature recorded in central part of the Maldives last October was 33 degree Celsius, which was recorded on the 22nd. The minimum temperature recorded in the same area for the last month was 24 degree Celsius and was recorded on the 02nd of October. On the other hand, the highest temperature recorded in October 2016 in central part of the country was 32 degree Celsius, which was recorded on the 06th. Furthermore, the minimum temperature recorded in the central part in October 2016 was 23 degree Celsius, recorded on the 25th. Figure below shows daily maximum and minimum temperature (2016 and 2017) and average maximum and minimum temperature for the Month of October for central part of Maldives.



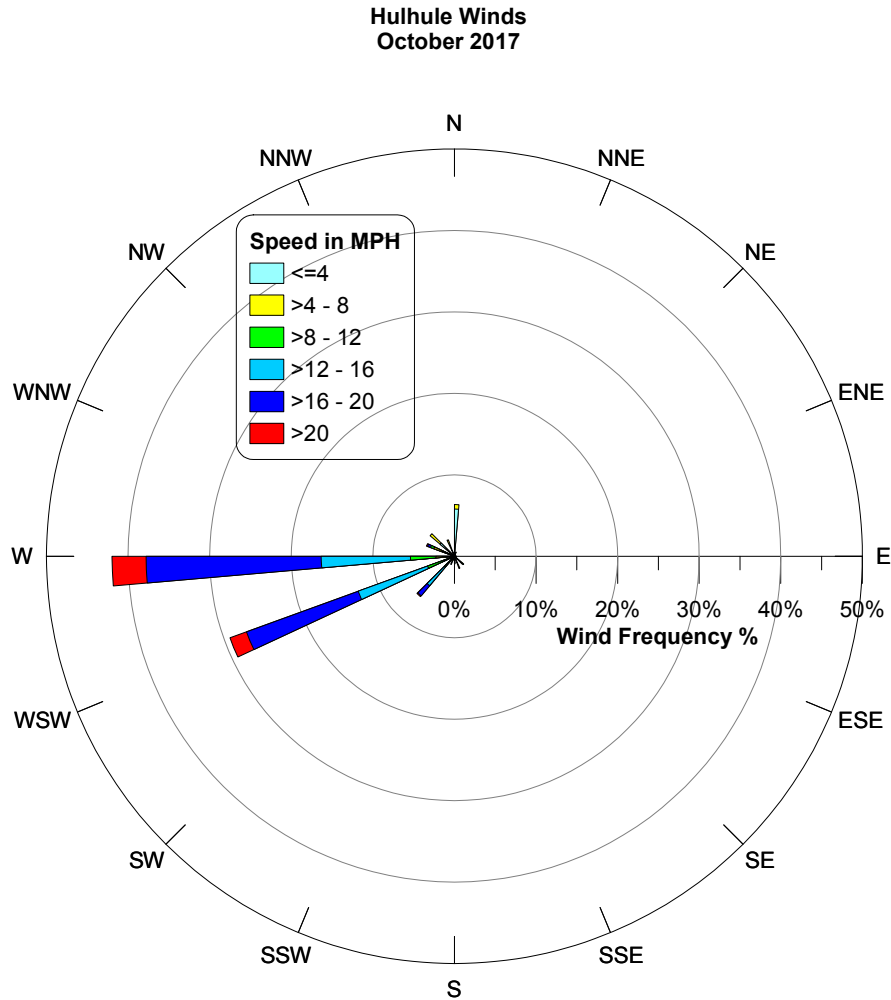
Central part of the country received sunshine for 31 days last October, which amounts to 281 hours 54 minutes. Furthermore, in October 2016 central part of the country received sunshine for 30 days, which amounts to 234 hours 06 minutes. Figure below shows daily sunshine (2016 and 2017) and daily average sunshine for the Month of October for central part of Maldives.



Last October, the maximum wind speed in Central part of the country was experienced on the 08th at 23:25 hours from *west* at a speed of 43 mph. However, the maximum wind speed in central part in October 2016 was recorded on the 29th at 22:10 hours at a speed of 45 mph from *west*. Figure below shows daily maximum wind speed (2016 and 2017) and daily average maximum wind speed for the Month of October for central part of Maldives.



Below is wind frequency chart (Wind rose) of Hulhule for October 2017.

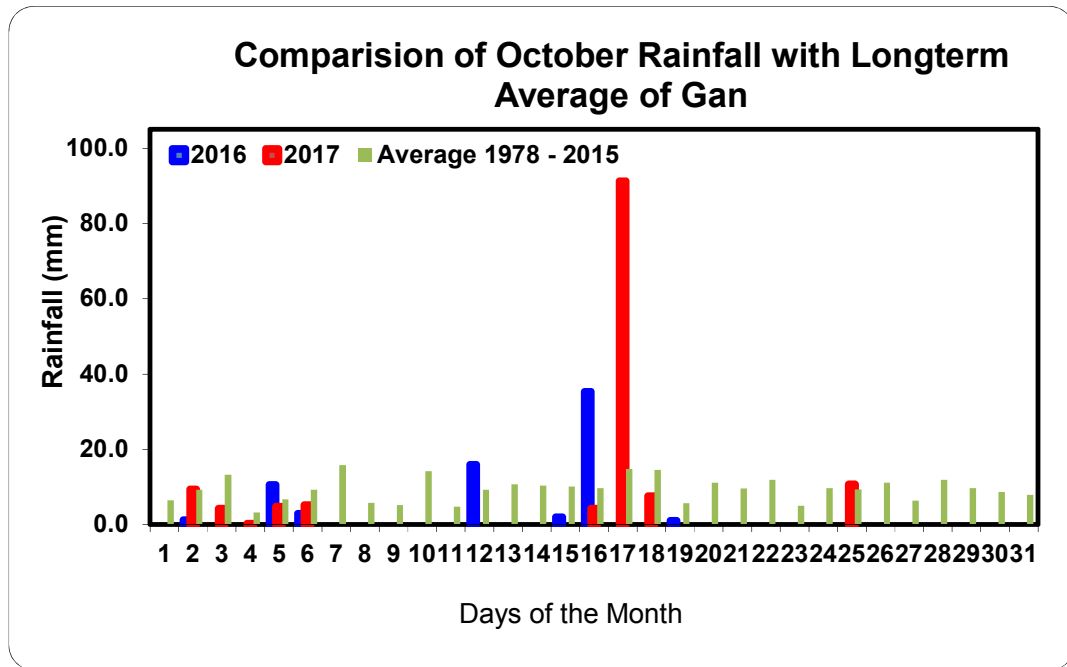


This is the wind rose for Hulhule based on hourly wind data of the month October 2017. This rose shows that the winds at Hulhule during the period blow from the *west* much of the time. In fact, the spokes in the directions *west-south-west* comprise about 19% of all hourly wind directions. This also shows that the wind rarely blows from other directions.

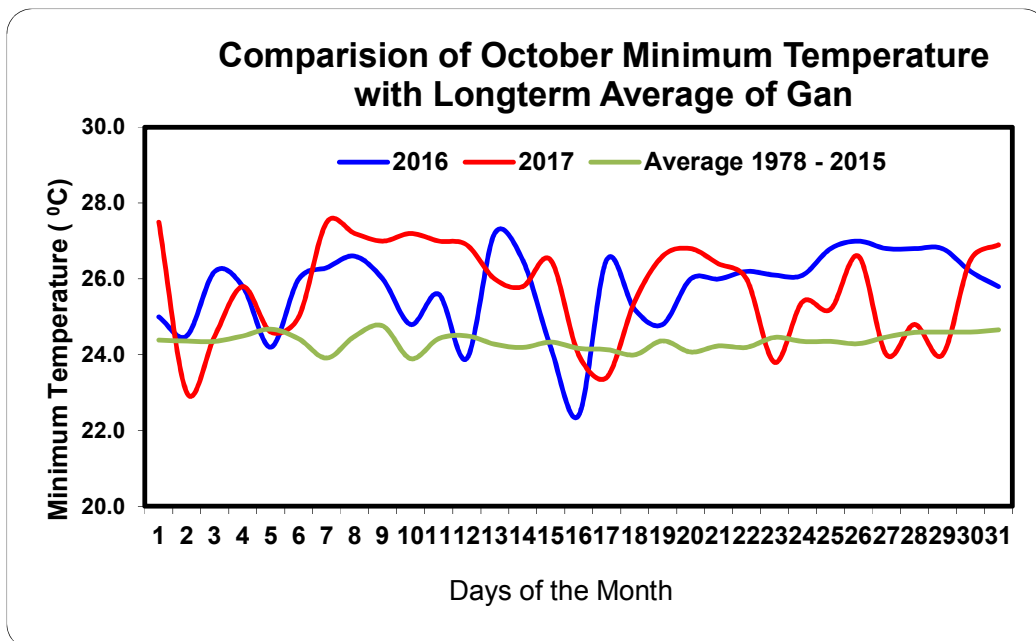
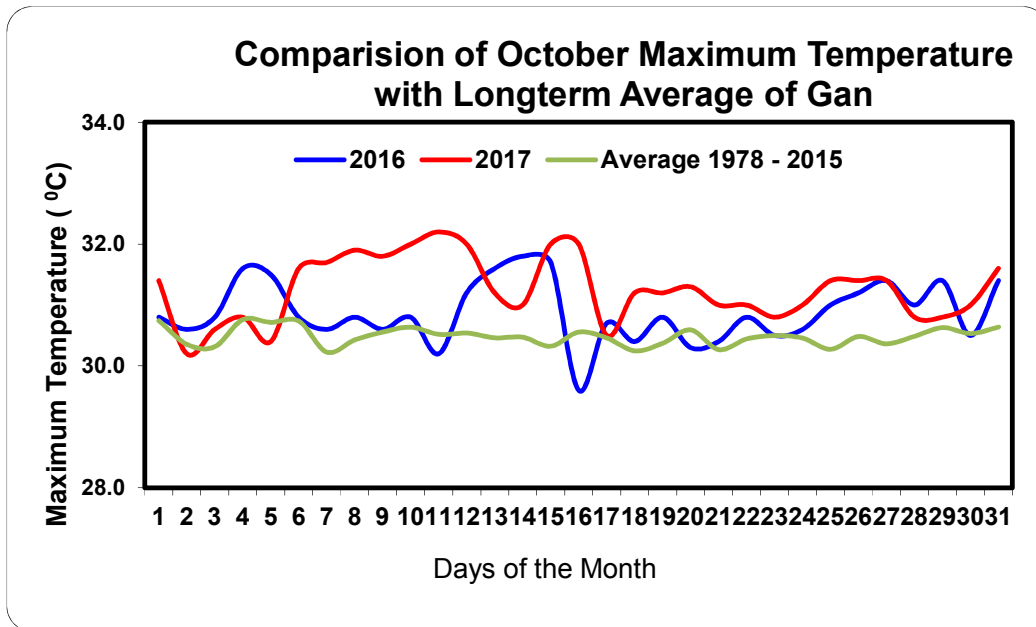
Highest maximum temperature recorded was 34.1 °C on 16 th and 28 th April 1973
Lowest minimum temperature recorded was 19.0 °C on 23 rd November 1984
Highest wind recorded was 71.3 Miles from W on 03 rd November 1978
Highest rainfall within 24hrs recorded was 175.9 mm on 23 rd December 1977 (Hulhule)
Highest rainfall within 24hrs recorded was 200.0 mm on 11 th December 1998 (Male')

South

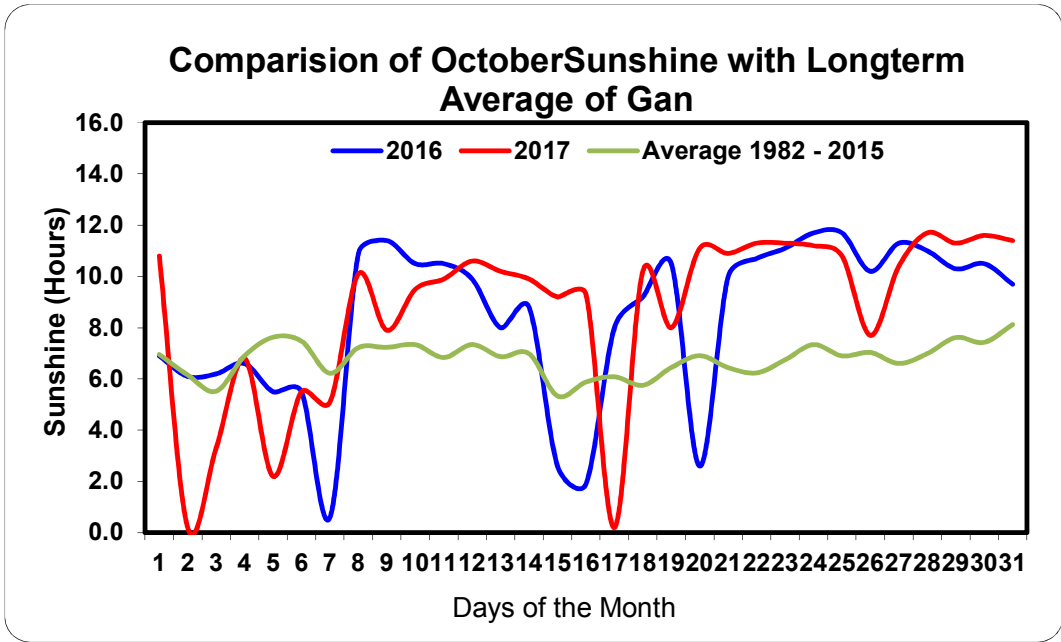
Last October, southern part of the country received a total rainfall of 137 mm. The highest rainfall within 24 hours was recorded on the 17th and amounts to 91 mm of rainfall. The rainfall received in October 2016 was 69 mm less than that of last October. Figure below shows daily total rainfall (2016 and 2017) and daily average rainfall for the Month of October for southern part of Maldives.



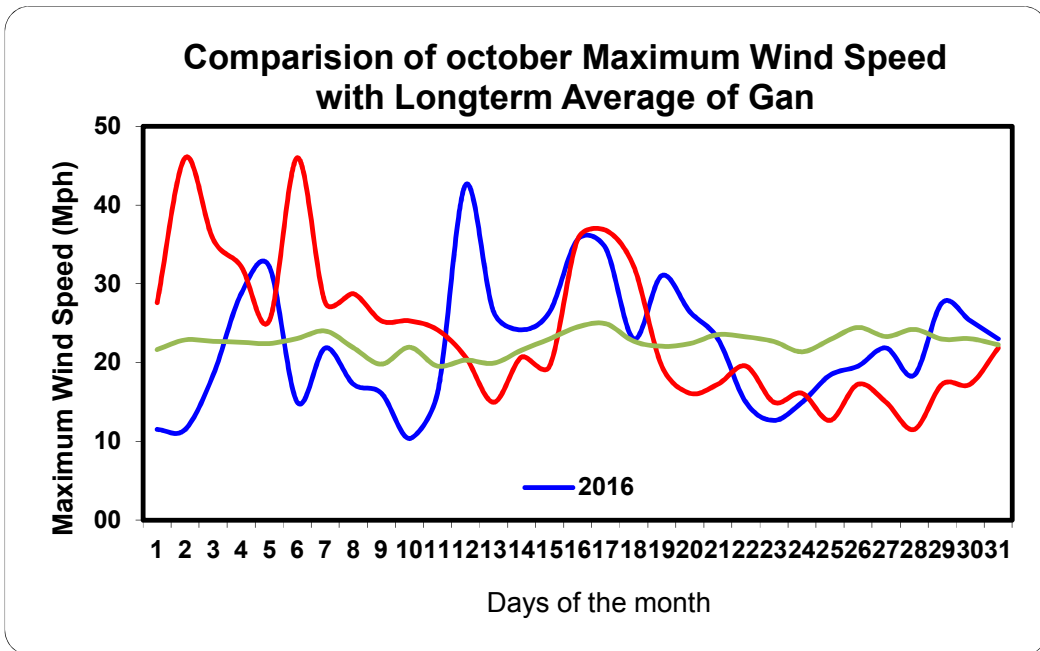
The highest temperature recorded in southern part of the Maldives last October was 32 degree Celsius, which was recorded on the 11th. The minimum temperature recorded in the same area for the last month was 23 degree Celsius and was recorded on the 02nd of October. However, the highest temperature recorded in October 2016 in southern parts of the country was 32 degree Celsius, which was recorded on the 14th. Furthermore, the minimum temperature recorded in south in October 2016 was 22 degree Celsius, recorded on the 16th. Figure below shows daily maximum and minimum temperature (2016 and 2017) and average maximum and minimum temperature for the Month of October for southern part of Maldives.



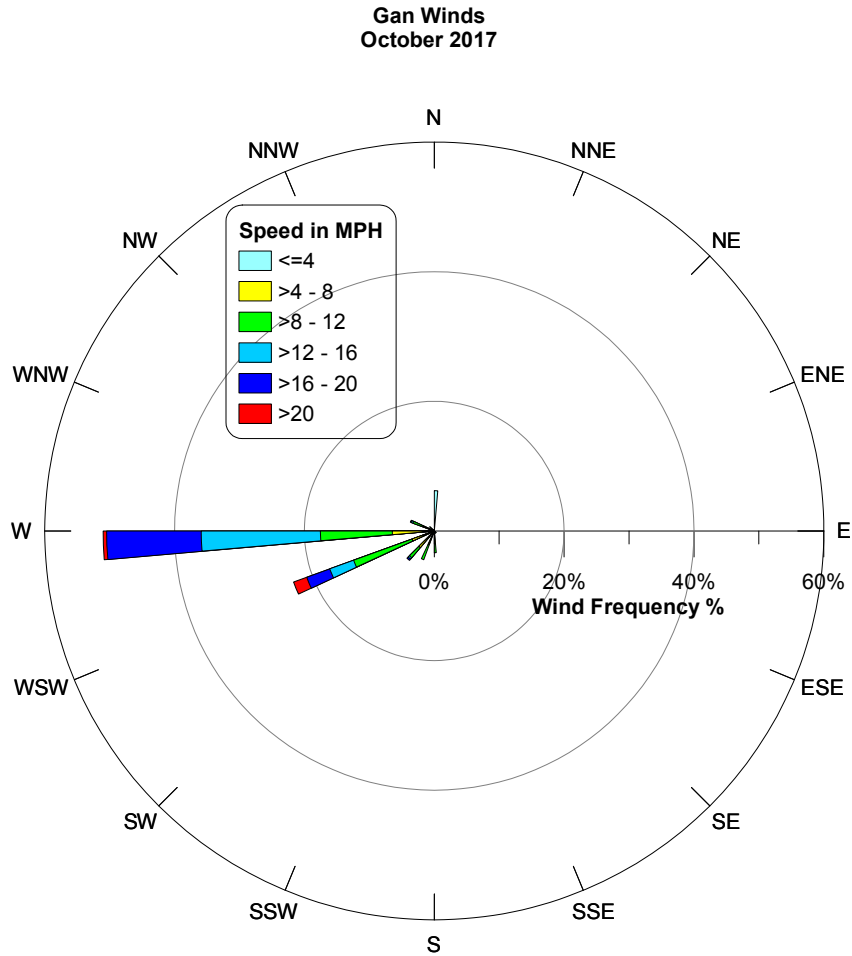
Southern part of the country received sunshine for 31 days last October, which amounts to 269 hours and 36 minutes. Furthermore, in October 2016 southern part of the country received sunshine for 31 days, which amounts to 260 hours 24 minutes. Figure below shows daily sunshine (2016 and 2017) and daily average sunshine for the Month of October for southern part of Maldives.



Last October, the maximum wind speed in south was experienced on the 03rd at 02:58 hours from *west-south-west* and on 06th 17:58 hours from *west* at a speed of 46 mph. However, the maximum wind speed in southern atolls in October 2016 was recorded on the 12th at 20:56 hours at a speed of 43 mph from *south-west*. Figure below shows daily maximum wind speed (2016 and 2017) and daily average maximum wind speed for the Month of October for southern part of Maldives.



Below is wind frequency chart (Wind rose) of Gan for October 2017.



This is the wind rose for Gan based on hourly wind data of the month October 2017. This rose shows that the winds at Gan during the period blow from the *west* much of the time. In fact, the spokes in the directions *west-south-west* comprise about 25% of all hourly wind directions. This also shows that the wind rarely blows from other directions.

Highest maximum temperature recorded was 33.6 °C on 17 th April 1998

Lowest minimum temperature recorded was 19.7 °C on 24 th March 1986
--

Highest wind recorded was 103.5 Miles from SW on 29 th May 1991
--

Highest rainfall within 24hrs recorded was 228.4 mm on 24 th November 2015
