

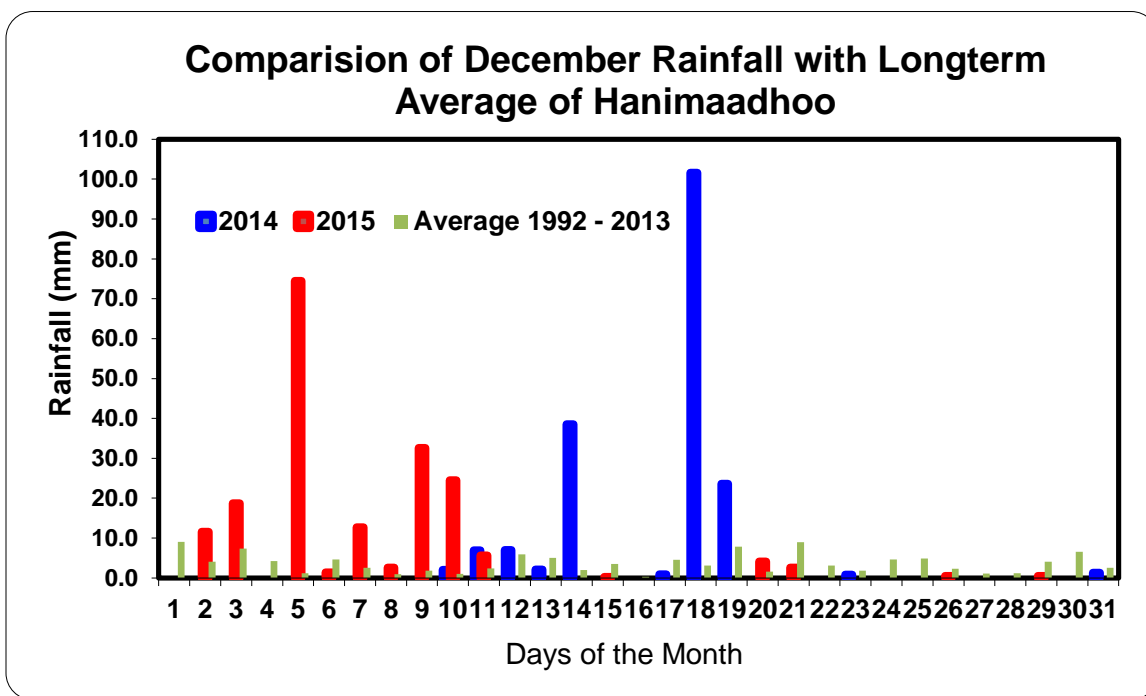


Climate Conditions in December 2015

Date: 07th January 2015

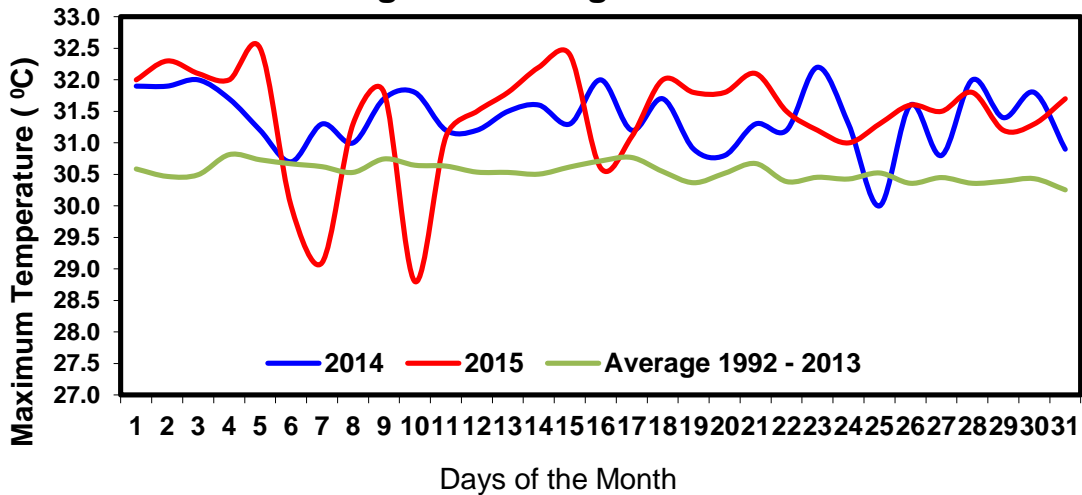
North

Last December, northern part of the country received a total rainfall of 192 mm. The highest rainfall within 24 hours was recorded on the 05th and amounts to 74 mm of rainfall. The rainfall received in December 2014 was 07 mm less than that of last December. Figure below shows daily total rainfall (2014 and 2015) and daily average rainfall for the Month of December for northern part of Maldives.

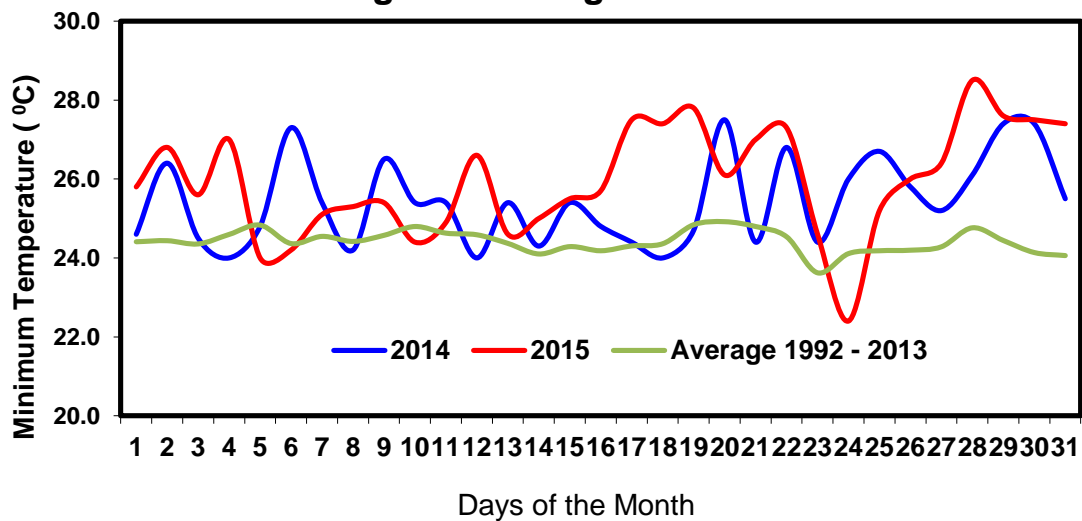


The highest temperature recorded in northern part of the Maldives last December was 32 degree Celsius, which was recorded on 05th. The minimum temperature recorded in the same area for the last month was 24 degree Celsius and was recorded on 24th of December. However, the highest temperature recorded in December 2014 in northern part of the country was 32 degree Celsius, which was recorded on the 23rd. Furthermore, the minimum temperature recorded in northern part in December 2014 was 23 degree Celsius, recorded on the 04th, 12th and 18th. Figure below shows daily maximum and minimum temperature (2014 and 2015) and average maximum and minimum temperature for the Month of December for northern part of Maldives.

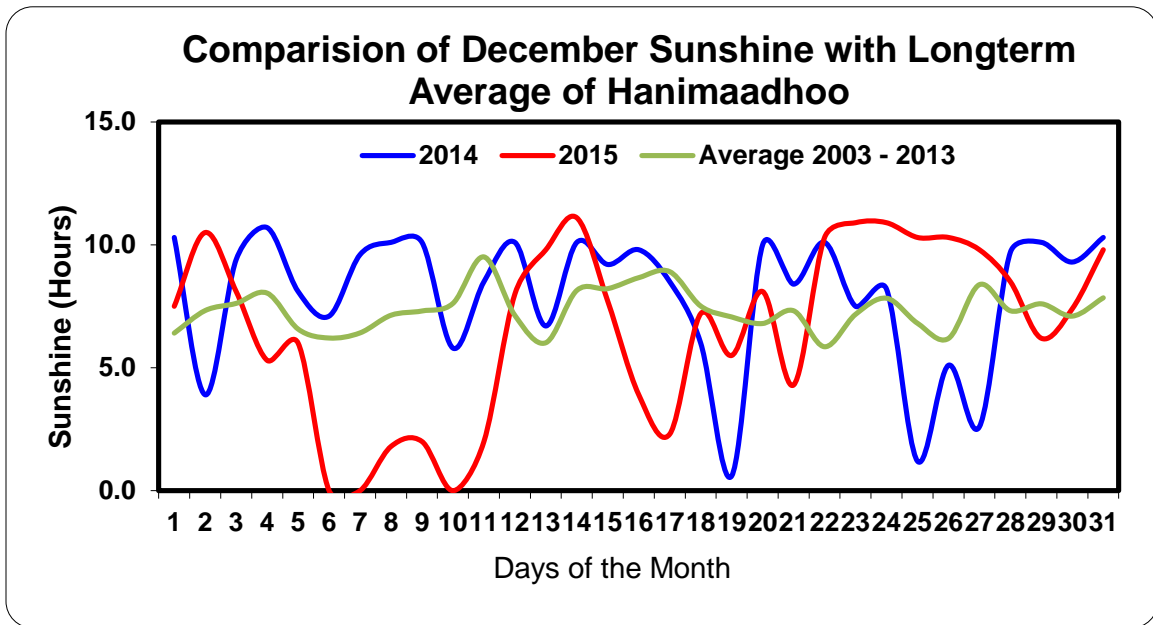
Comparison of December Maximum Temperature with Longterm Average of Hanimaadhoo



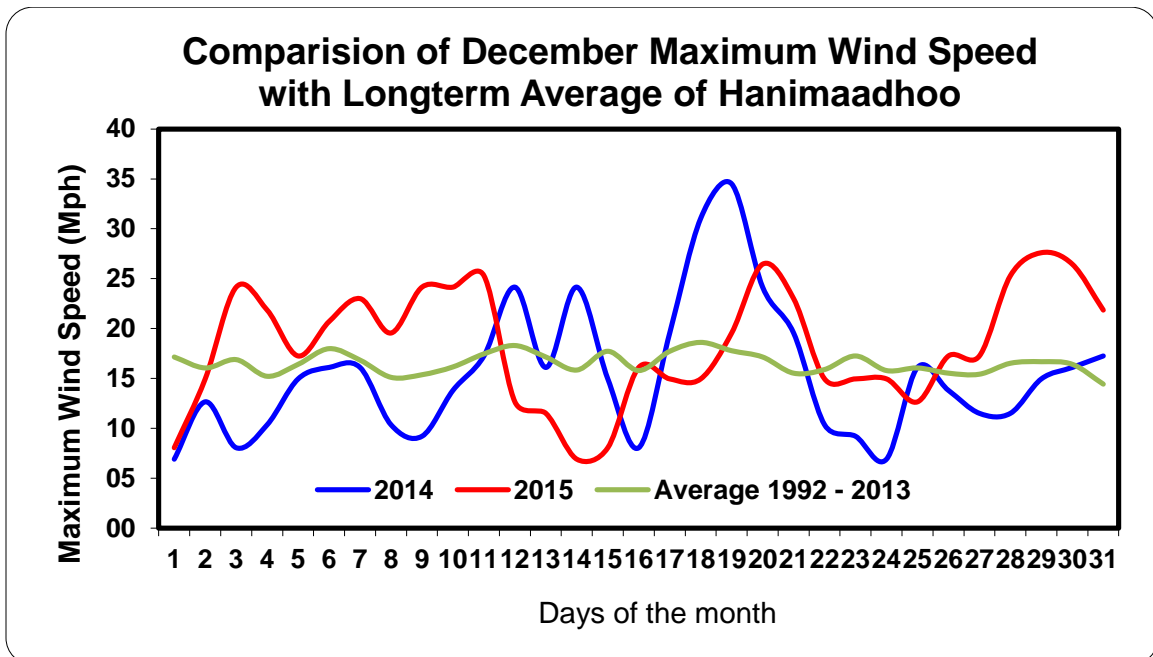
Comparison of December Minimum Temperature with Longterm Average of Hanimaadhoo



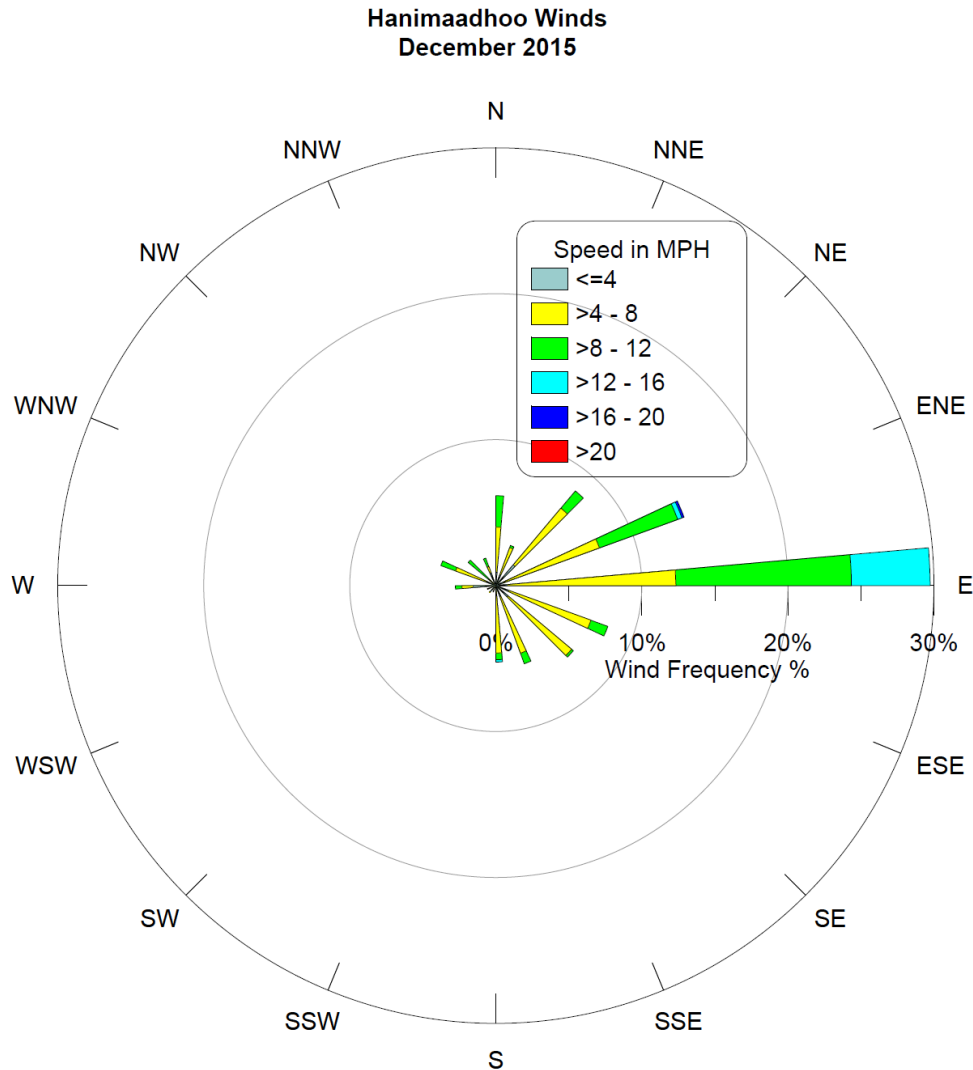
Northern part of the country received sunshine for 28 days last December, which amounts to 205 hours 30 minutes. Furthermore, in December 2014 northern part of the country received sunshine for 31 days, which amounts to 247 hours 06 minutes. Figure below shows daily sunshine (2014 and 2015) and daily average sunshine for the Month of December for northern part of Maldives.



Last December, the maximum wind speed in the northern part was experienced on the 29th at 08:33 hours from *east* at a speed of 27 mph. Furthermore, the maximum wind speed in the northern part in December 2014 was recorded on 19th at 05:08 hours from *east* at a speed of 35 mph. Figure below shows daily maximum wind speed (2014 and 2015) and daily average maximum wind speed for the Month of December for northern part of Maldives.



Below is wind frequency chart (Wind rose) of Hanimaadhoo for December 2015.



This is the wind rose for Hanimaadhoo based on hourly wind data of the month December 2015. This rose shows that the winds at Hanimaadhoo during the period blow from the *east-north-east* and *east* much of the time. In fact, the spokes in the directions *north-east*, *east-south-east*, and *south-east* comprise about 25% of all hourly wind directions. This also shows that the wind rarely blows from other directions.

Highest maximum temperature recorded was 34.4 °C on 27 th April 1998

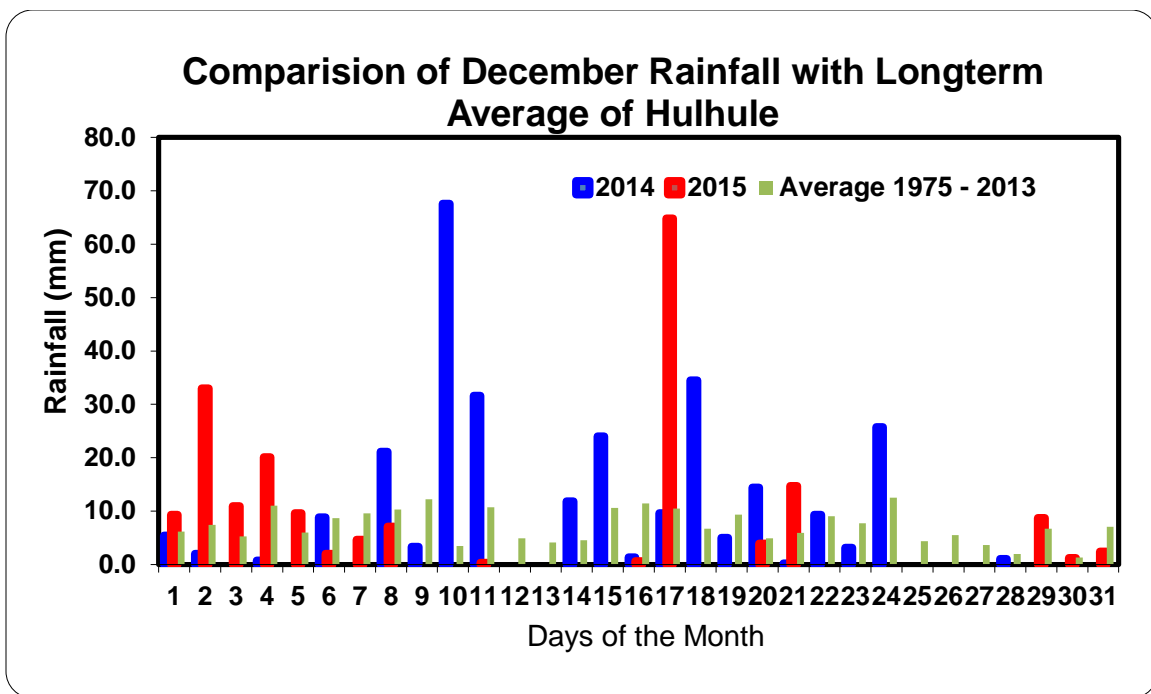
Lowest minimum temperature recorded was 18.2 °C on 23 rd December 2002

Highest wind recorded was 87.4 Miles from NNW on 03 rd December 1991

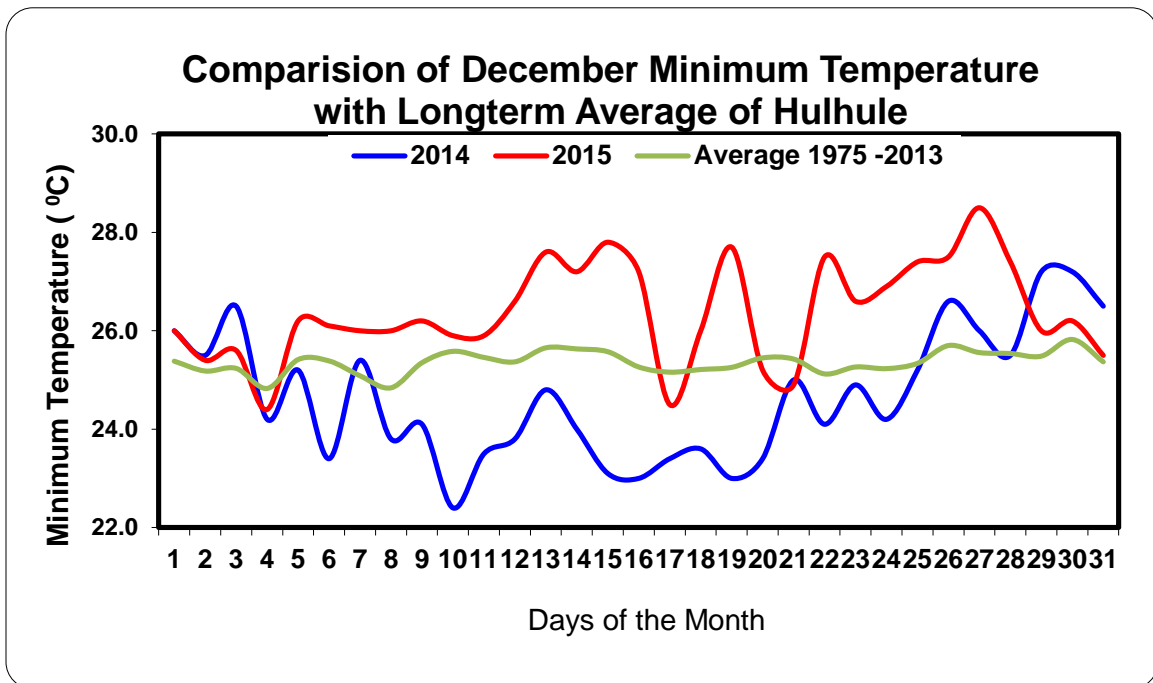
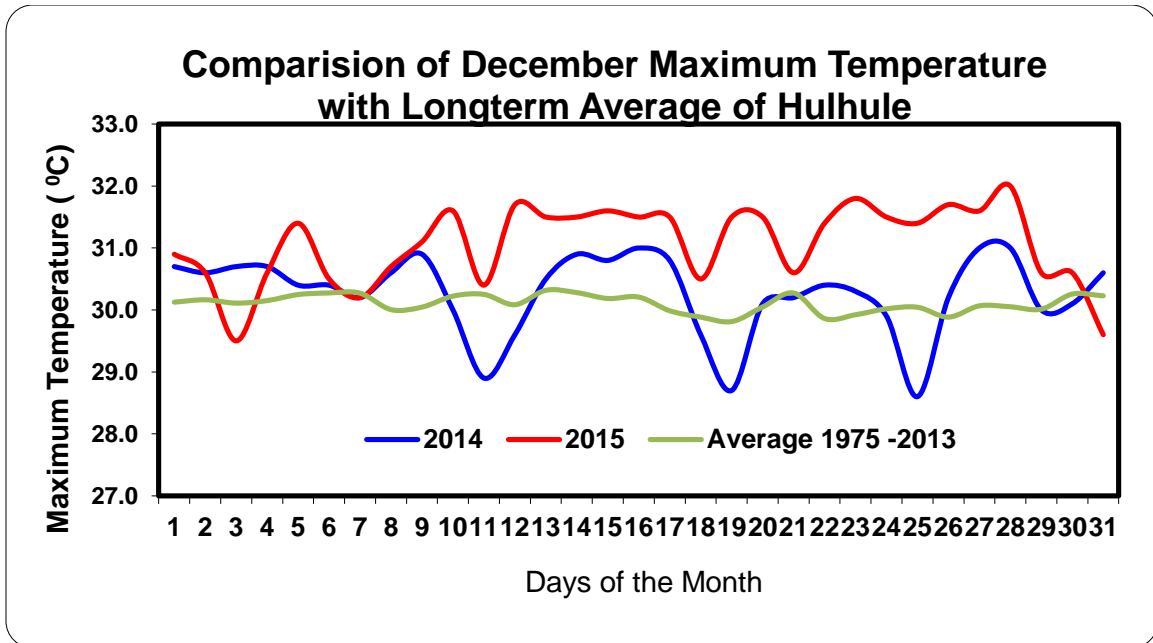
Highest rainfall within 24hrs recorded was 146.9 mm on 26 th May 2008
--

Central part

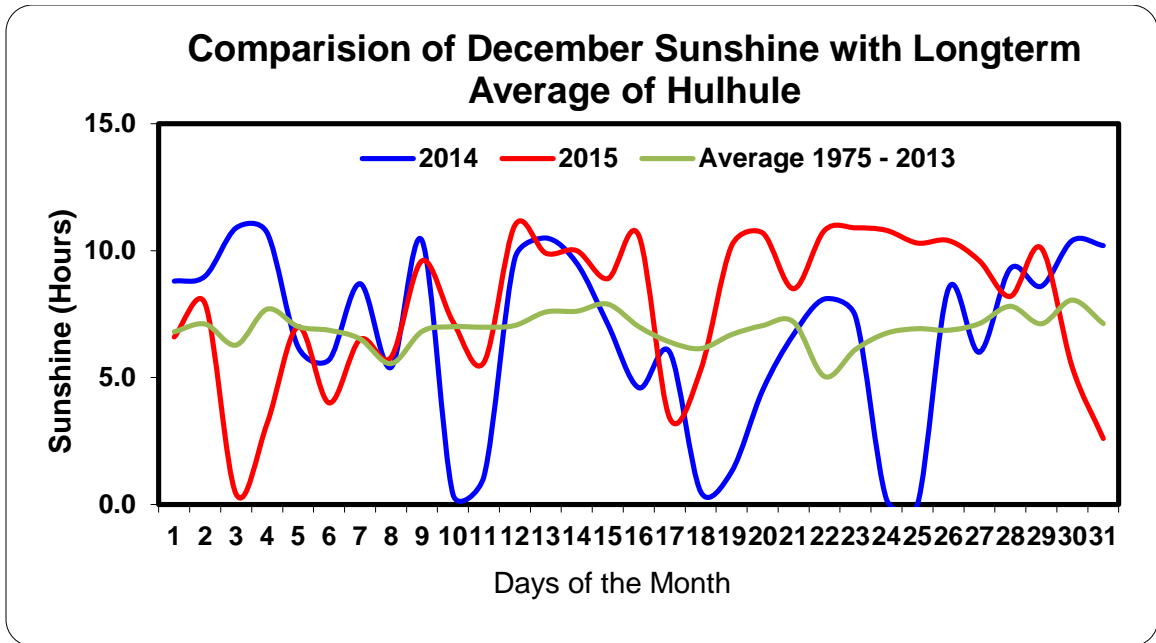
Last December, central part of the country received a total rainfall of 193 mm. The highest rainfall within 24 hours was recorded on the 17th and amounts to 65 mm of rainfall. The rainfall received in December 2014 was 87 mm more than that of last December. Figure below shows daily total rainfall (2014 and 2015) and daily average rainfall for the Month of December for central part of Maldives.



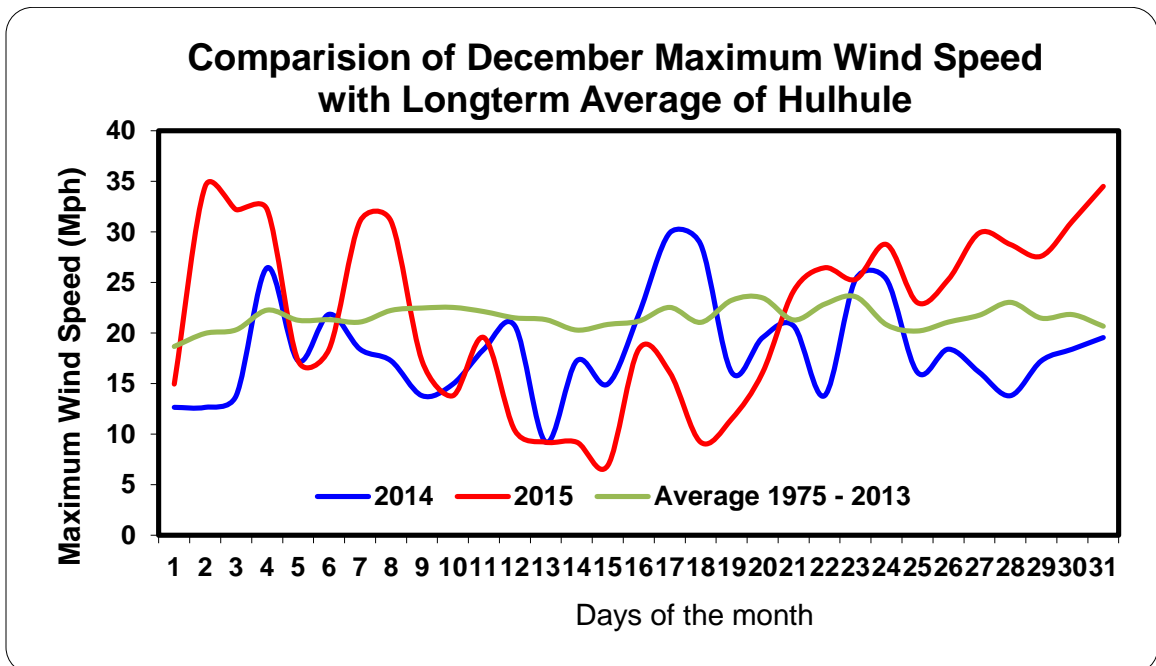
The highest temperature recorded in central part of the Maldives last December was 32 degree Celsius, which was recorded on the 28th. The minimum temperature recorded in the same area for the last month was 24 degree Celsius and was recorded on the 04th. On the other hand, the highest temperature recorded in December 2014 in central part of the country was 31 degree Celsius, which was recorded on the 16th, 27th and 28th. Furthermore, the minimum temperature recorded in the central part in December 2014 was 22 degree Celsius, recorded on the 10th. Figure below shows daily maximum and minimum temperature (2014 and 2015) and average maximum and minimum temperature for the Month of December for central part of Maldives.



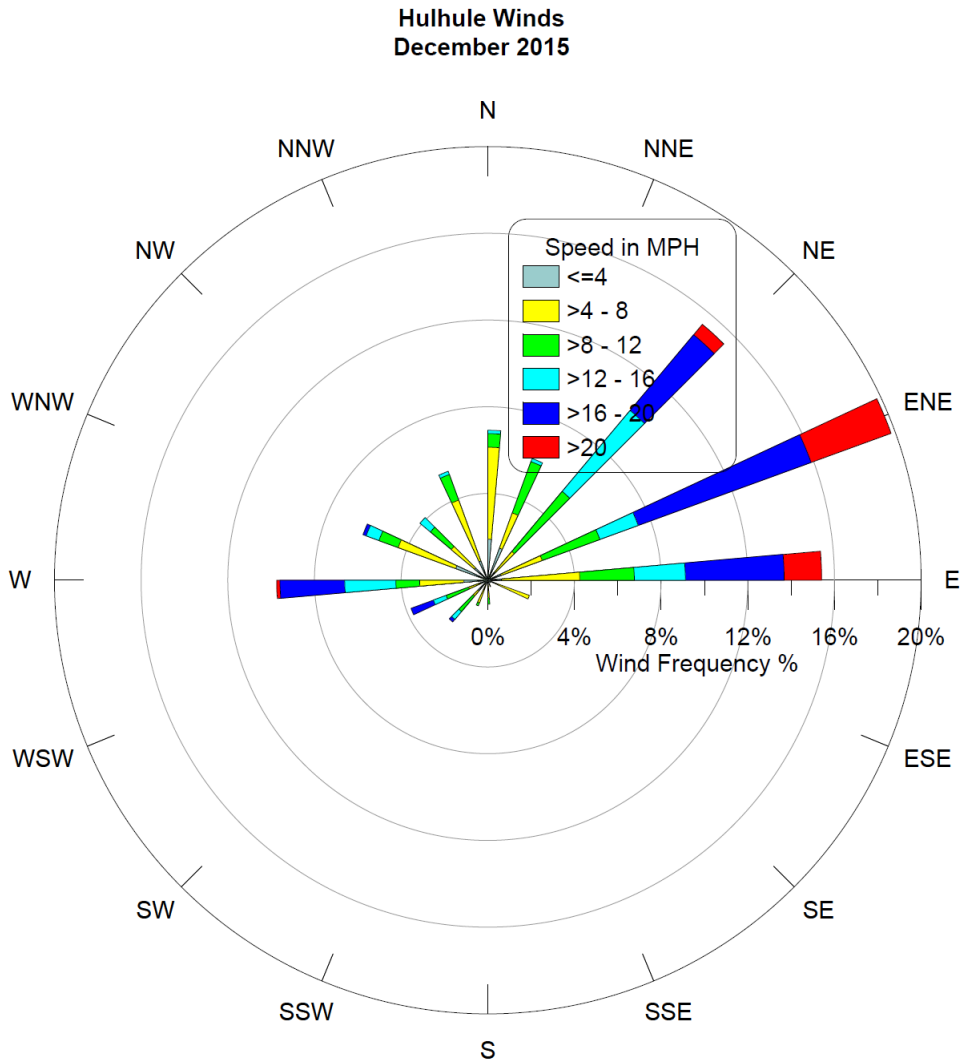
Central part of the country received sunshine for 31 days last December, which amounts to 241 hours 24 minutes. Furthermore, in December 2014 central part of the country received sunshine for 30 days, which amounts to 206 hours and 24 minutes. Figure below shows daily sunshine (2014 and 2015) and daily average sunshine for the Month of December for central part of Maldives.



Last December, the maximum wind speed in Central part of the country was experienced on the 02nd at 16:40 hours from *south-south-west* and on 31st at 10:26 hours from *east-north-east* at a speed of 34 mph. However, the maximum wind speed in central part in December 2014 was recorded on the 17th at 02:39 hours at a speed of 30 mph from *north-east*. Figure below shows daily maximum wind speed (2014 and 2015) and daily average maximum wind speed for the Month of December for central part of Maldives.



Below is wind frequency chart (Wind rose) of Hulhule for December 2015.



This is the wind rose for Hulhule' based on hourly wind data of the month December 2015. This rose shows that the winds at Hulhule' during the period blow from the *north-east, east-north-east* and *east* much of the time. In fact, the spokes in the directions *west, west-north-west, north* and *north-north-east* comprise about 26% of all hourly wind directions. This also shows that the wind rarely blows from other directions.

Highest maximum temperature recorded was 34.1 °C on 28 th April 1973

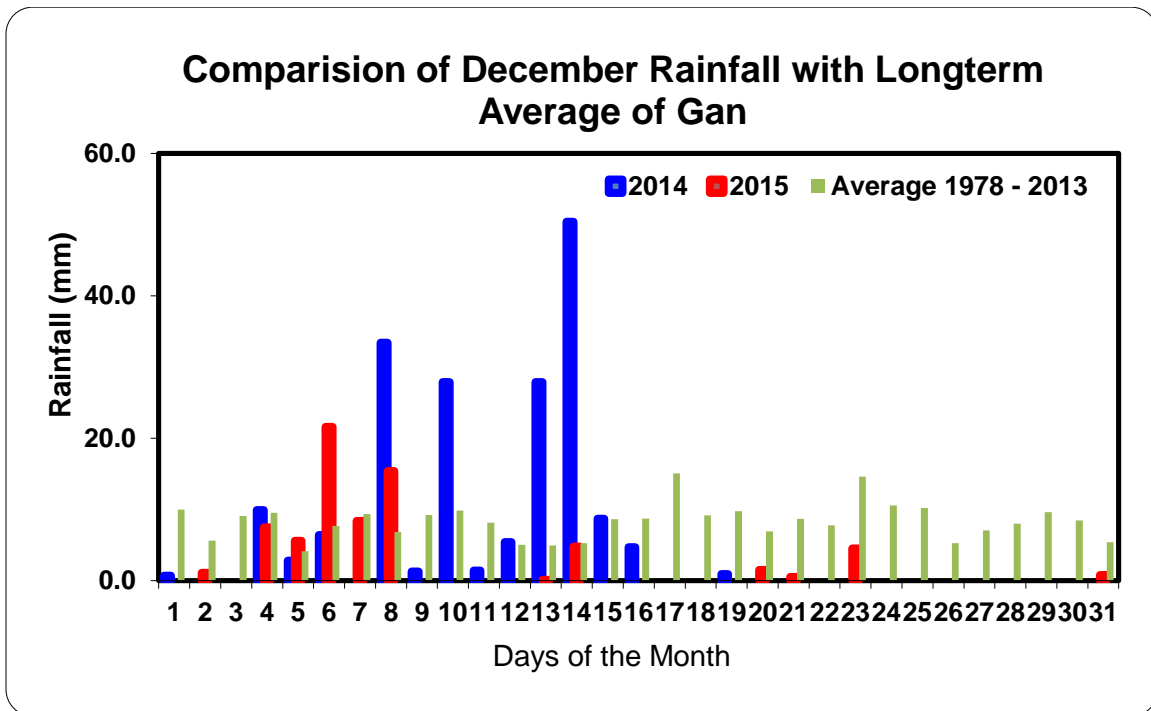
Lowest minimum temperature recorded was 19.0 °C on 23 rd December 1984

Highest wind recorded was 71.3 Miles from W on 03 rd December 1978

Highest rainfall within 24hrs recorded was 200.0 mm on 11 th December 1998

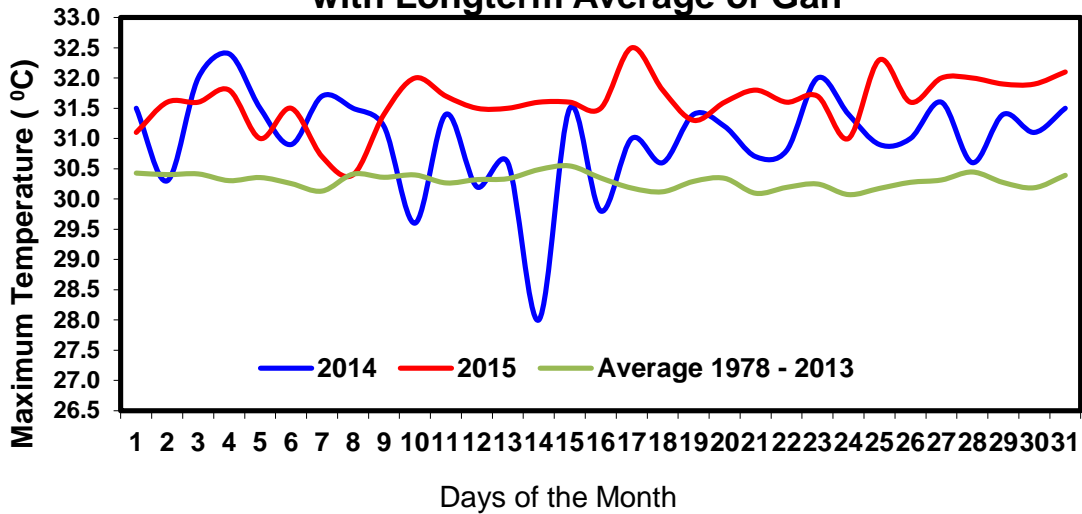
South

Last December, southern part of the country received a total rainfall of 71 mm. The highest rainfall within 24 hours was recorded on the 06th and amounts to 21 mm of rainfall. The rainfall received in December 2014 was 111 mm more than that of last December. Figure below shows daily total rainfall (2014 and 2015) and daily average rainfall for the Month of December for southern part of Maldives.

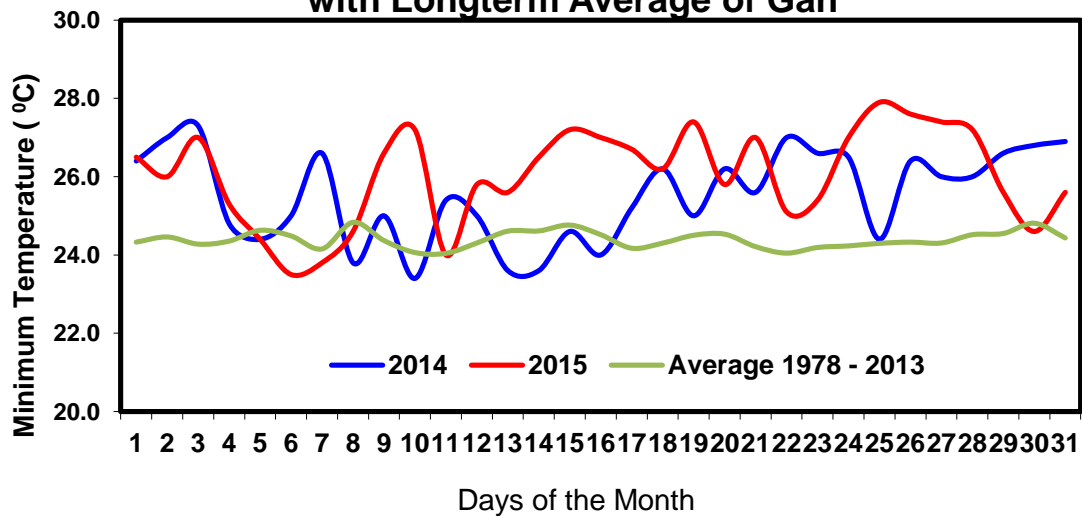


The highest temperature recorded in southern part of the Maldives last December was 32 degree Celsius, which was recorded on the 17th. The minimum temperature recorded in the same area for the last month was 23 degree Celsius and was recorded on the 06th of December. However, the highest temperature recorded in December 2014 in southern parts of the country was 32 degree Celsius, which was recorded on the 04th. Furthermore, the minimum temperature recorded in south in December 2014 was 23 degree Celsius, recorded on the 10th. Figure below shows daily maximum and minimum temperature (2014 and 2015) and average maximum and minimum temperature for the Month of December for southern part of Maldives.

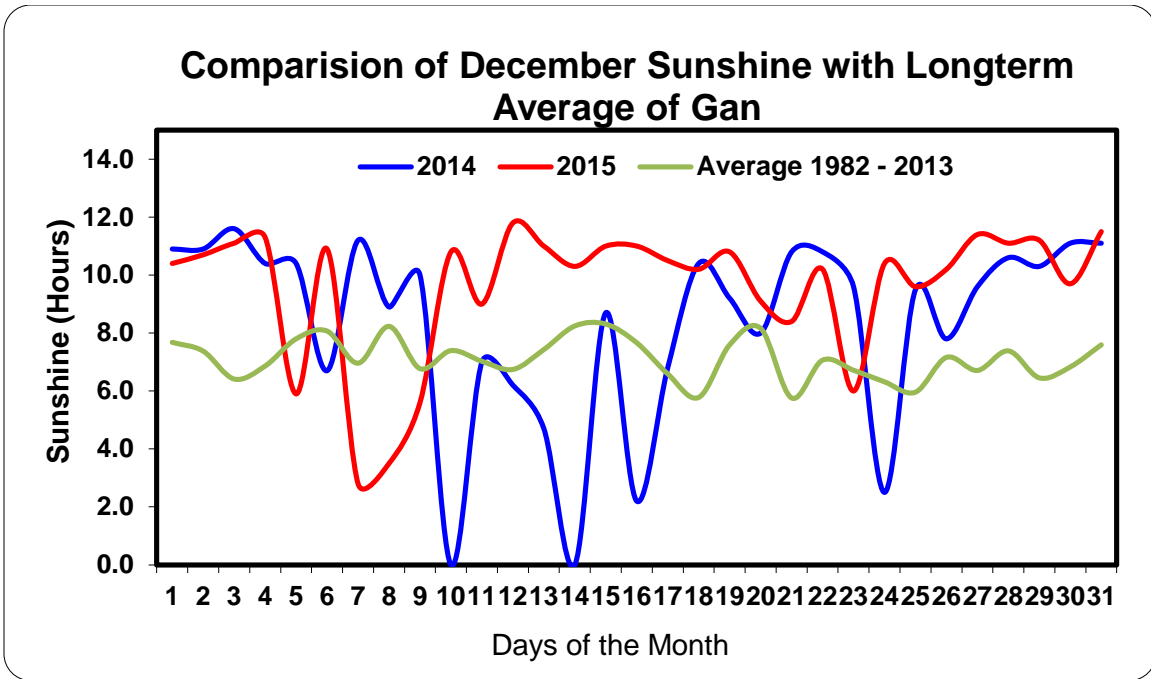
Comparison of December Maximum Temperature with Longterm Average of Gan



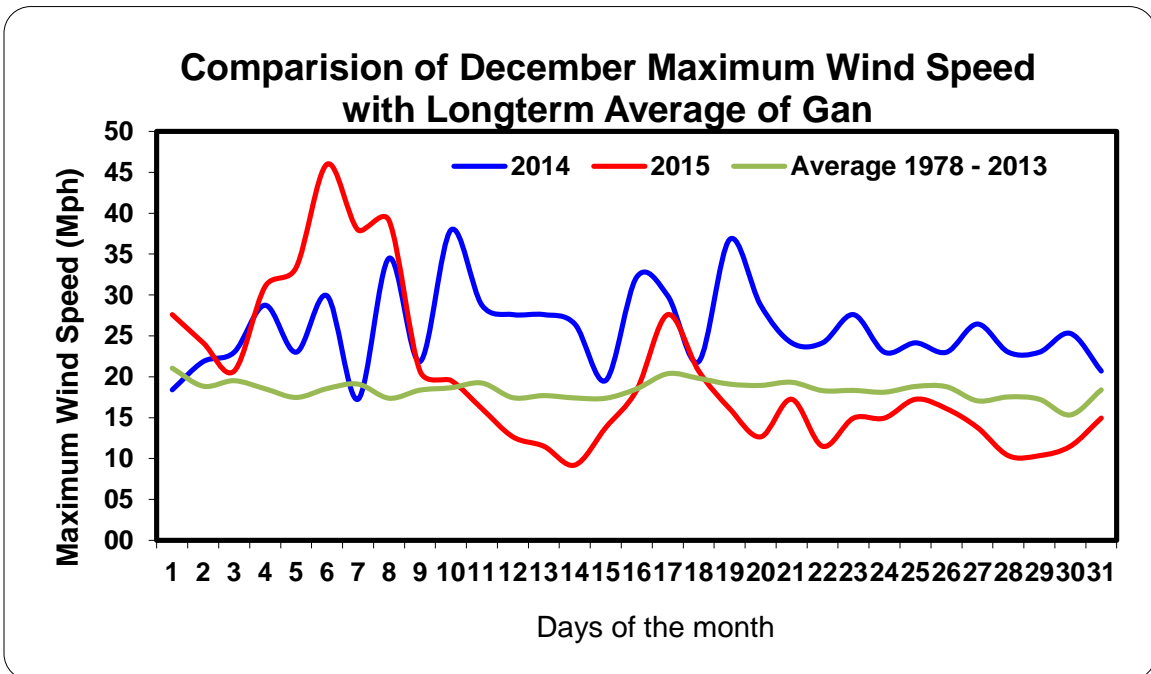
Comparison of December Minimum Temperature with Longterm Average of Gan



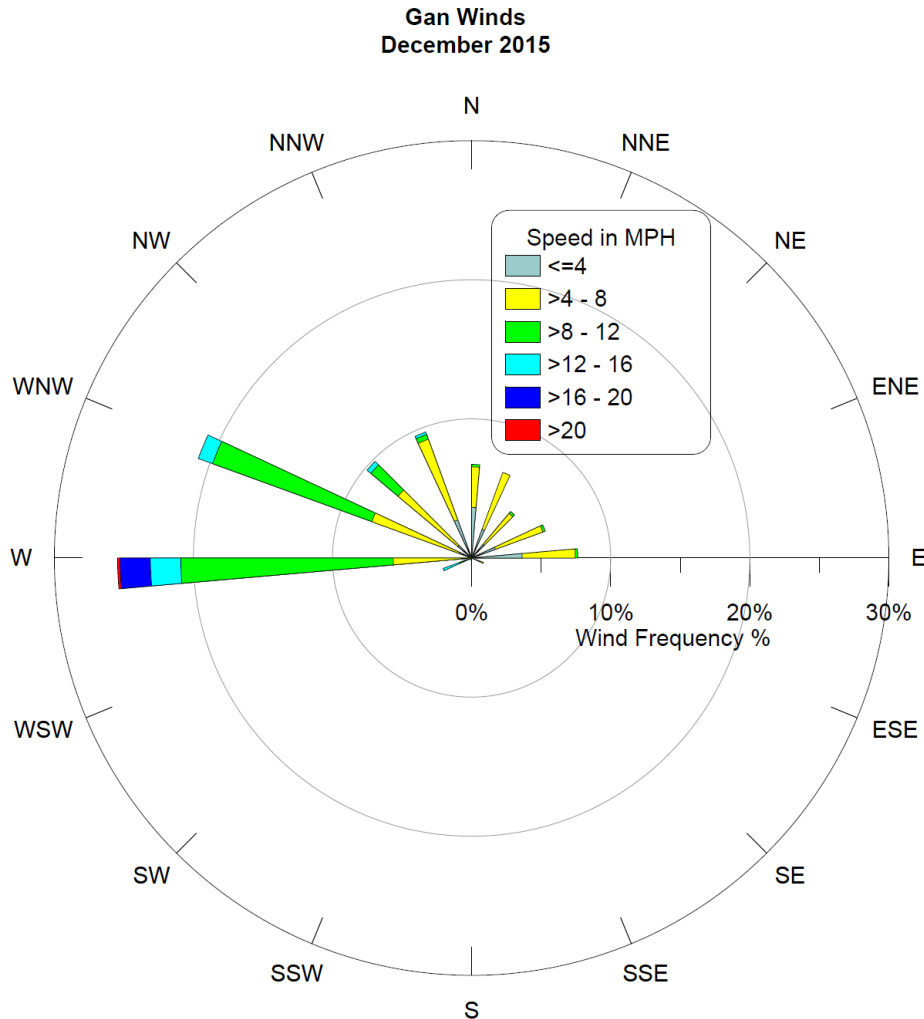
Southern part of the country received sunshine for 31 days last December, which amounts to 297 hours and 24 minutes. Furthermore, in December 2014 southern part of the country received sunshine for 29 days, which amounts to 257 hours 54 minutes. Figure below shows daily sunshine (2014 and 2015) and daily average sunshine for the Month of December for southern part of Maldives.



Last December, the maximum wind speed in south was experienced on the 07th at 02:42 hours from *west* at a speed of 46 mph. However, the maximum wind speed in southern atolls in December 2014 was recorded on the 10th at 12:53 hours at a speed of 38 mph from *north-north-west*. Figure below shows daily maximum wind speed (2014 and 2015) and daily average maximum wind speed for the Month of December for southern part of Maldives.



Below is wind frequency chart (Wind rose) of Gan for December 2015.



This is the wind rose for Gan based on hourly wind data of the month December 2015. This rose shows that the winds at Gan during the period blow from the *west* and *west-north-west* much of the time. In fact, the spokes in the directions *north-west* and *north-north-west* comprise about 20% of all hourly wind directions. This also shows winds rarely bow from other directions.

Highest maximum temperature recorded was 33.6 °C on 17 th April 1998
Lowest minimum temperature recorded was 19.7 °C on 24 th March 1986
Highest wind recorded was 103.5 Miles from SW on 29 th May 1991
Highest rainfall within 24hrs recorded was 188.3 mm on 27 th December 1997