



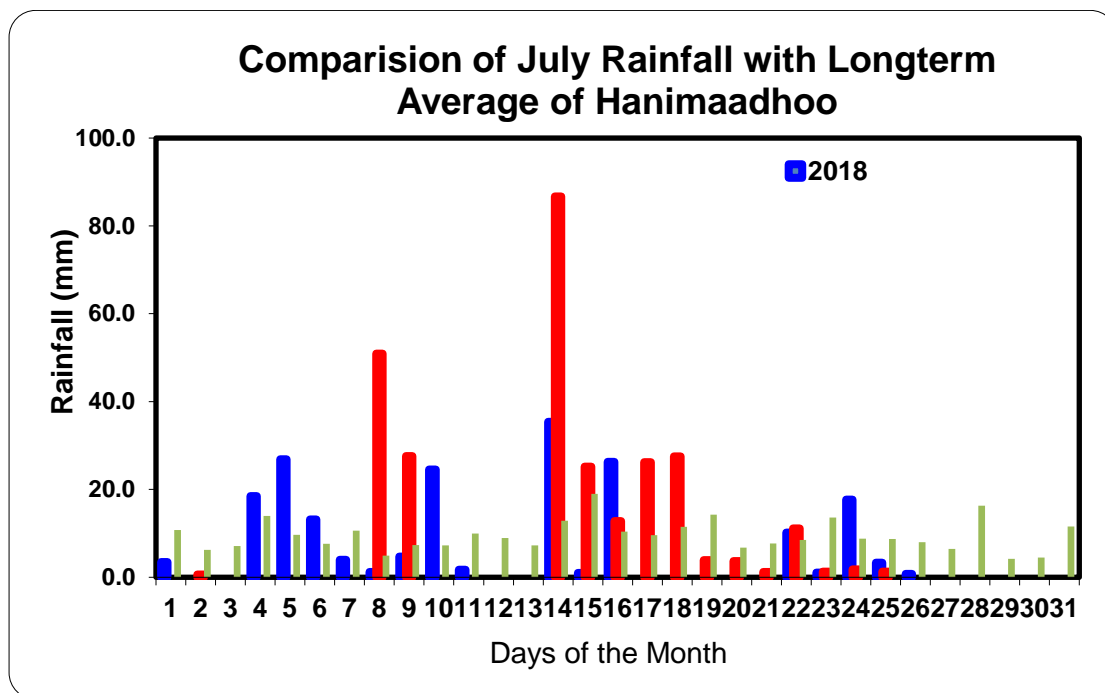
Climate Section
Maldives Meteorological Service
Hulhule

Climate Conditions in July 2019

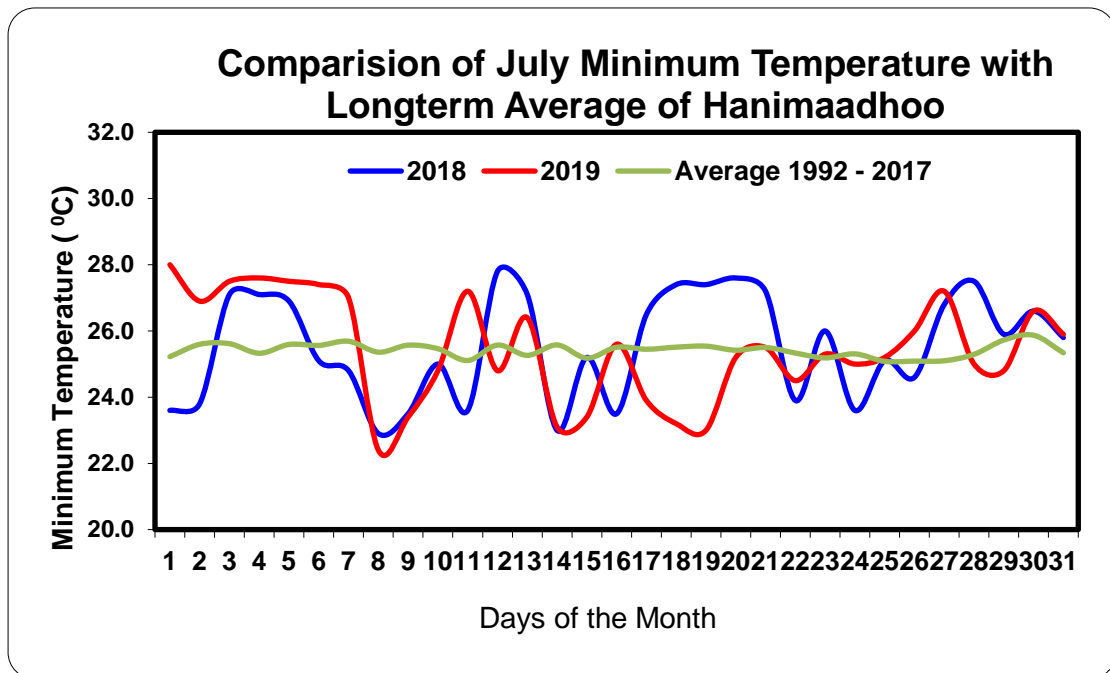
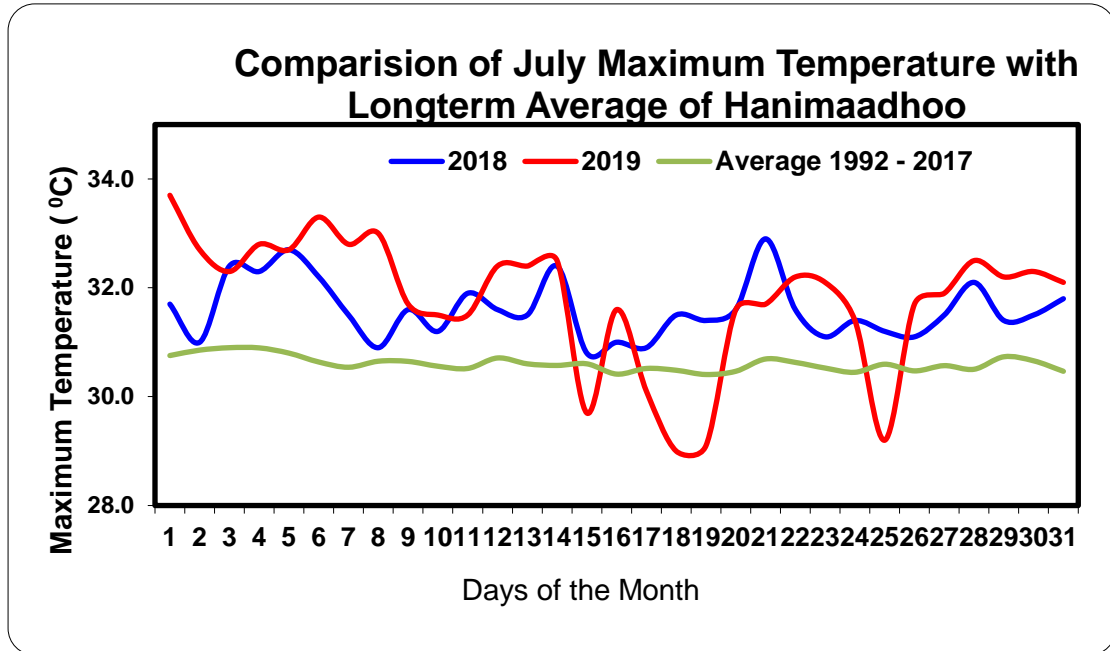
Date: 08th August 2019

North

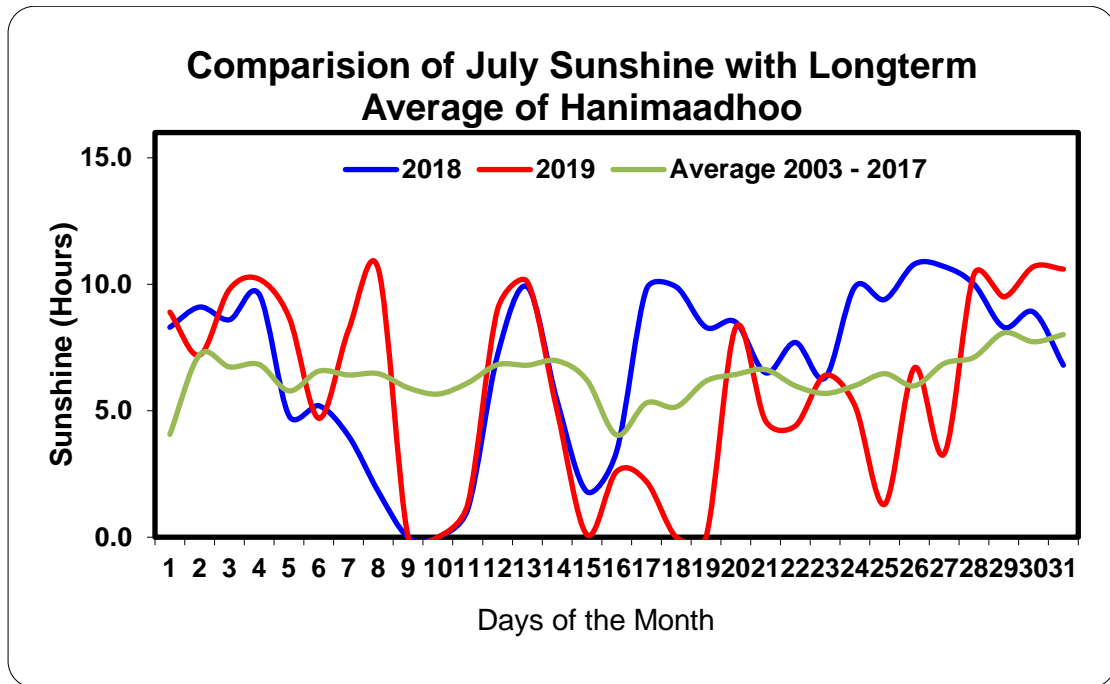
Last July, northern part of the country received a total rainfall of 282 mm. The highest rainfall within 24 hours was recorded on the 14th and amounts to 87 mm of rainfall. The rainfall received in July 2018 was 88mm less than that of last July. Figure below shows daily total rainfall (2018 and 2019) and daily average rainfall for the Month of July for northern part of Maldives.



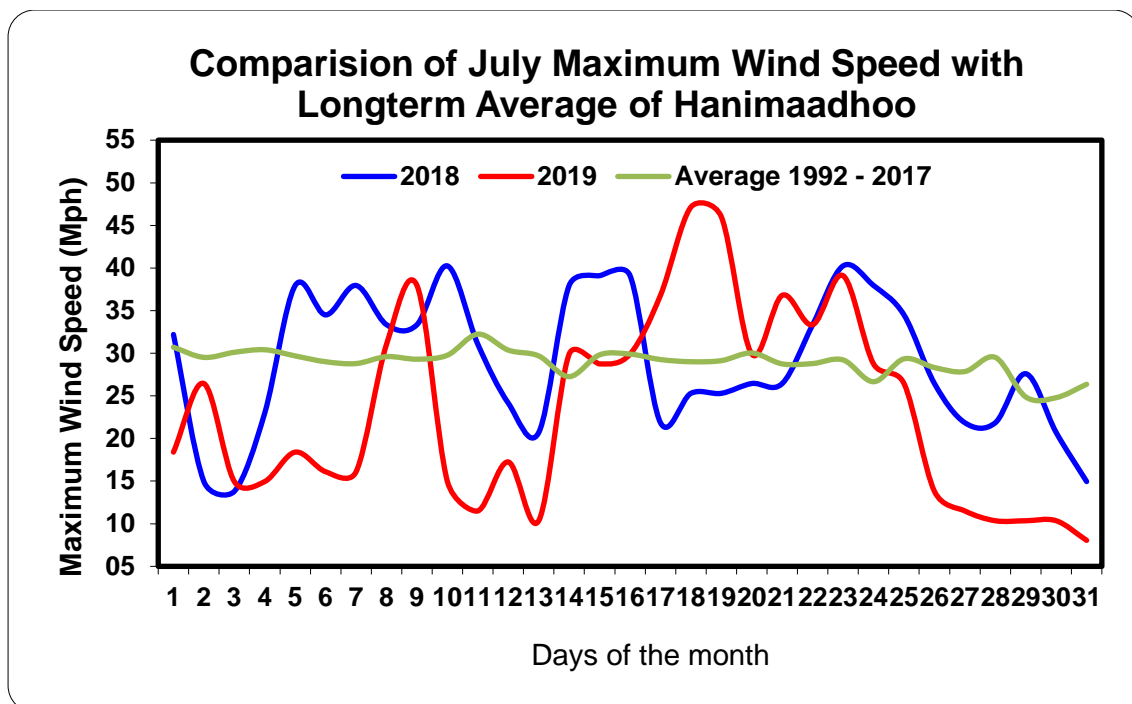
The highest temperature recorded in northern part of the Maldives last July was 34 degree Celsius, which was recorded on 1st. The minimum temperature recorded in the same area for the last month was 22 degree Celsius and was recorded on 8th of July. However, the highest temperature recorded in July 2018 in northern part of the country was 33 degree Celsius, which was recorded on the 21st. Furthermore, the minimum temperature recorded in northern part in July 2018 was 23 degree Celsius, recorded on the 8th. Figure below shows daily maximum and minimum temperature (2018 and 2019) and average maximum and minimum temperature for the Month of July for northern part of Maldives.



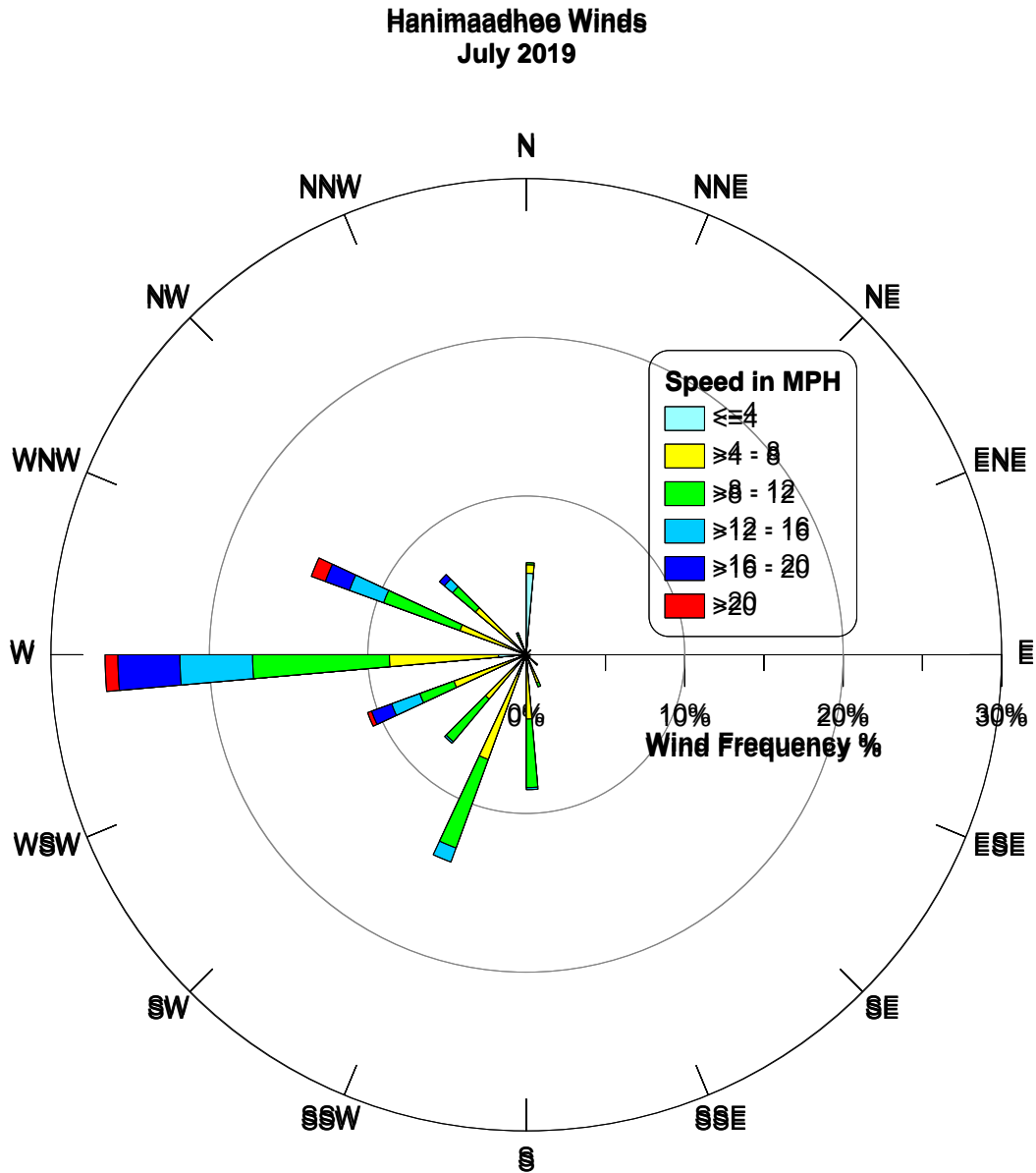
Northern part of the country received sunshine for 27 days last July, which amounts to 180 hours. Furthermore, in July 2018 northern part of the country received sunshine for 29 days, which amounts to 212 hours. Figure below shows daily sunshine (2018 and 2019) and daily average sunshine for the Month of July for northern part of Maldives.



Last July, the maximum wind speed in the northern part was experienced on the 18th at 23:08 hours from *west-north-west* at a speed of 47 mph. Furthermore, the maximum wind speed in the northern part in July 2018 was recorded on 10th at 21:17 hours from *west* and on 23rd at 06:06 hours from *west-north-west* at a speed of 40 mph. Figure below shows daily maximum wind speed (2018 and 2019) and daily average maximum wind speed for the Month of July for northern part of Maldives.



Below is wind frequency chart (Wind rose) of Hanimaadhoo for July 2019.



This is the wind rose for Hanimaadhoo based on hourly wind data of the month July 2019. This rose shows that the winds at Hanimaadhoo during the period blow from the west much of the time. In fact, the spokes in the directions *south-south-west* and *west-north-west* comprise about 30% of all hourly wind directions. This also shows that the wind rarely blows from different directions.

Highest maximum temperature recorded was 35.0 °C on 30 th April 2016

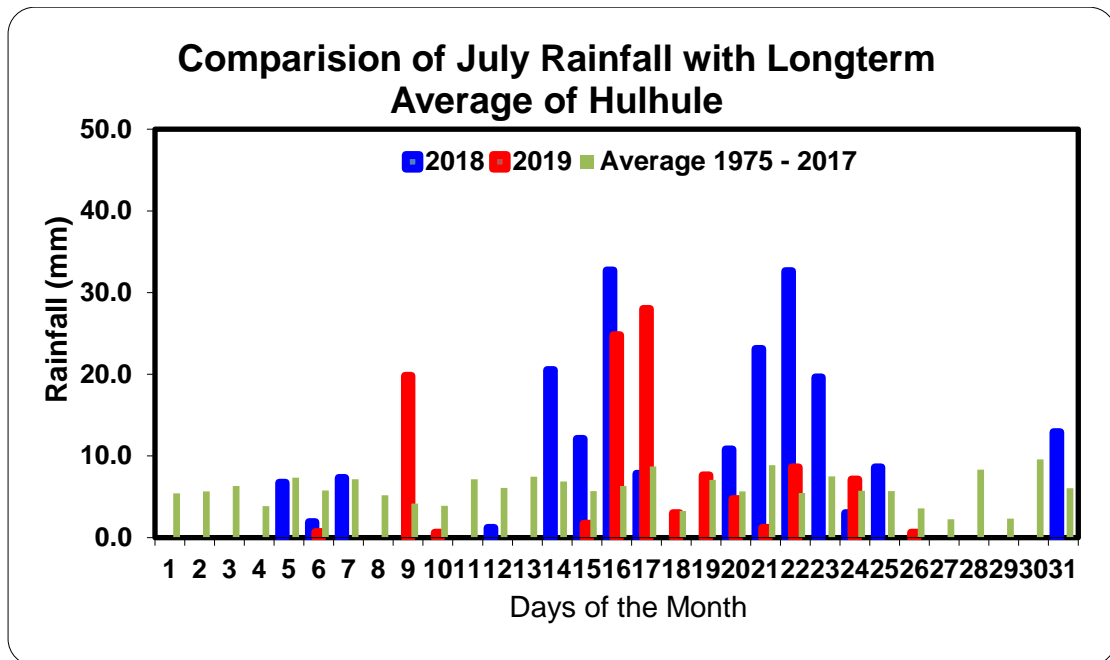
Lowest minimum temperature recorded was 18.2 °C on 23 rd December 2002

Highest wind recorded was 87.4 Miles from NNW on 03 rd February 1991

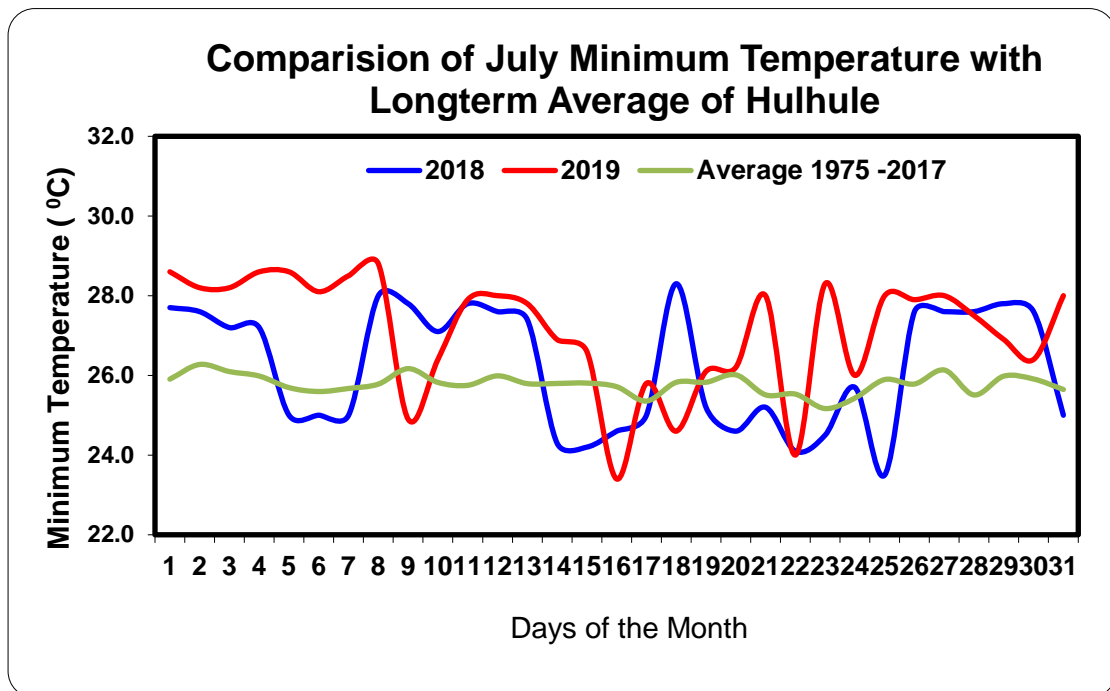
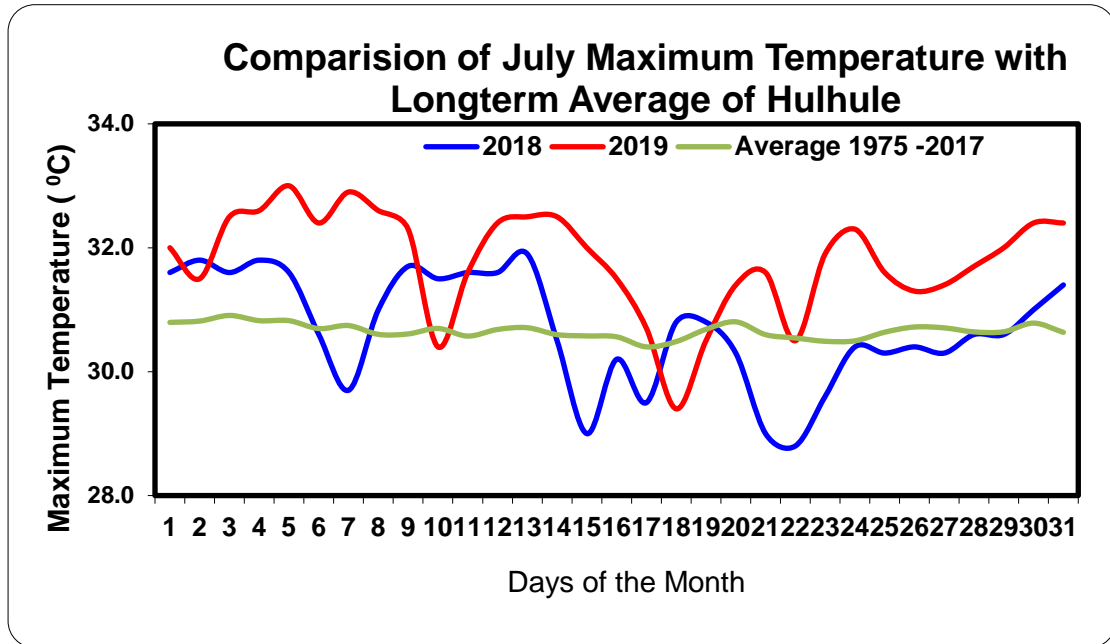
Highest rainfall within 24hrs recorded was 189.0 mm on 31 st May 2017
--

Central part

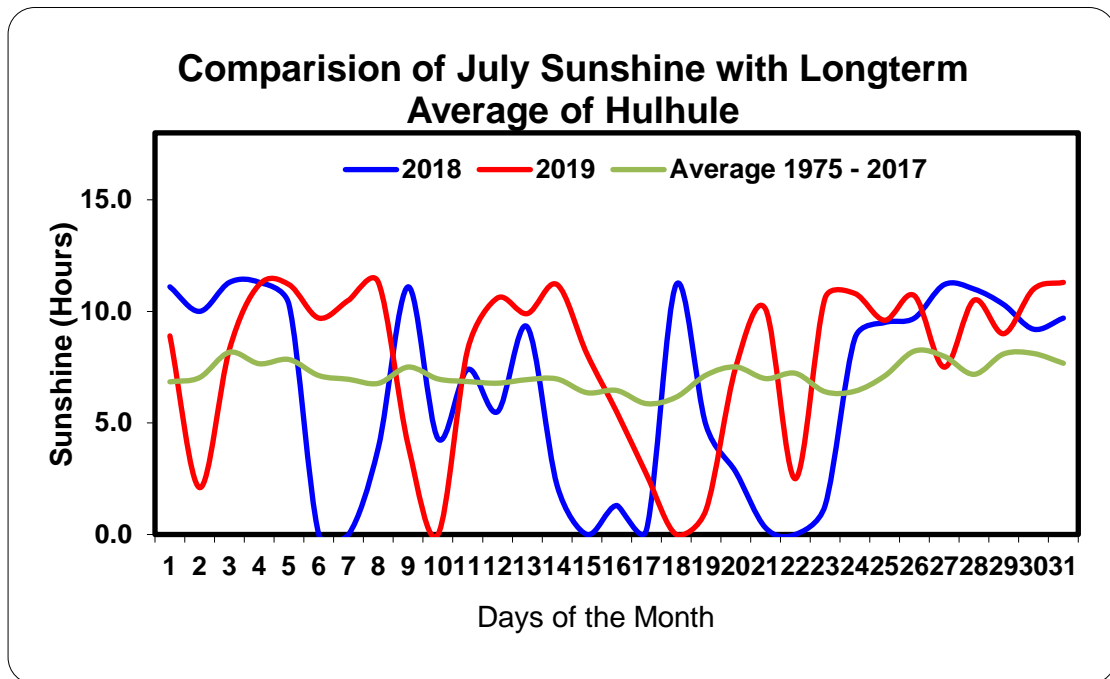
Last July, central part of the country received a total rainfall of 108 mm. The highest rainfall within 24 hours was recorded on the 17th and amounts to 28 mm of rainfall. The rainfall received in July 2018 was 92 mm more than that of last July. Figure below shows daily total rainfall (2018 and 2019) and daily average rainfall for the Month of July for central part of Maldives.



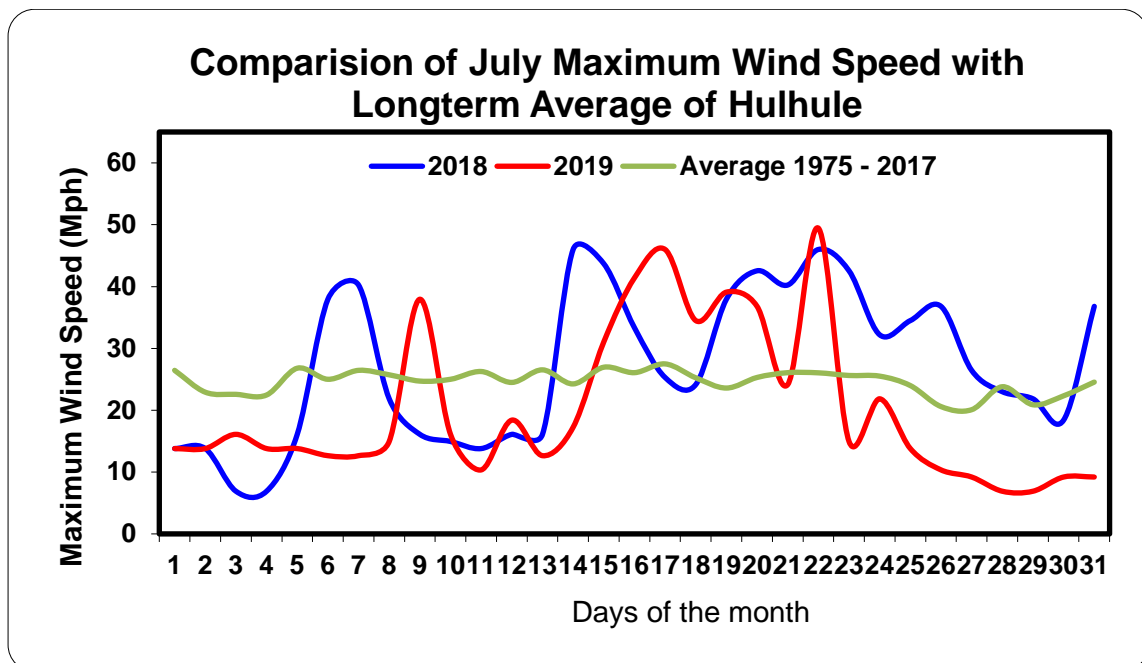
The highest temperature recorded in central part of the Maldives last July was 33 degree Celsius, which was recorded on the 5th. The minimum temperature recorded in the same area for the last month was 23 degree Celsius and was recorded on the 16th of July. On the other hand, the highest temperature recorded in July 2018 in central part of the country was 32 degree Celsius, which was recorded on the 13th. Furthermore, the minimum temperature recorded in the central part in July 2018 was 24 degree Celsius, recorded on the 25th. Figure below shows daily maximum and minimum temperature (2018 and 2019) and average maximum and minimum temperature for the Month of July for central part of Maldives.



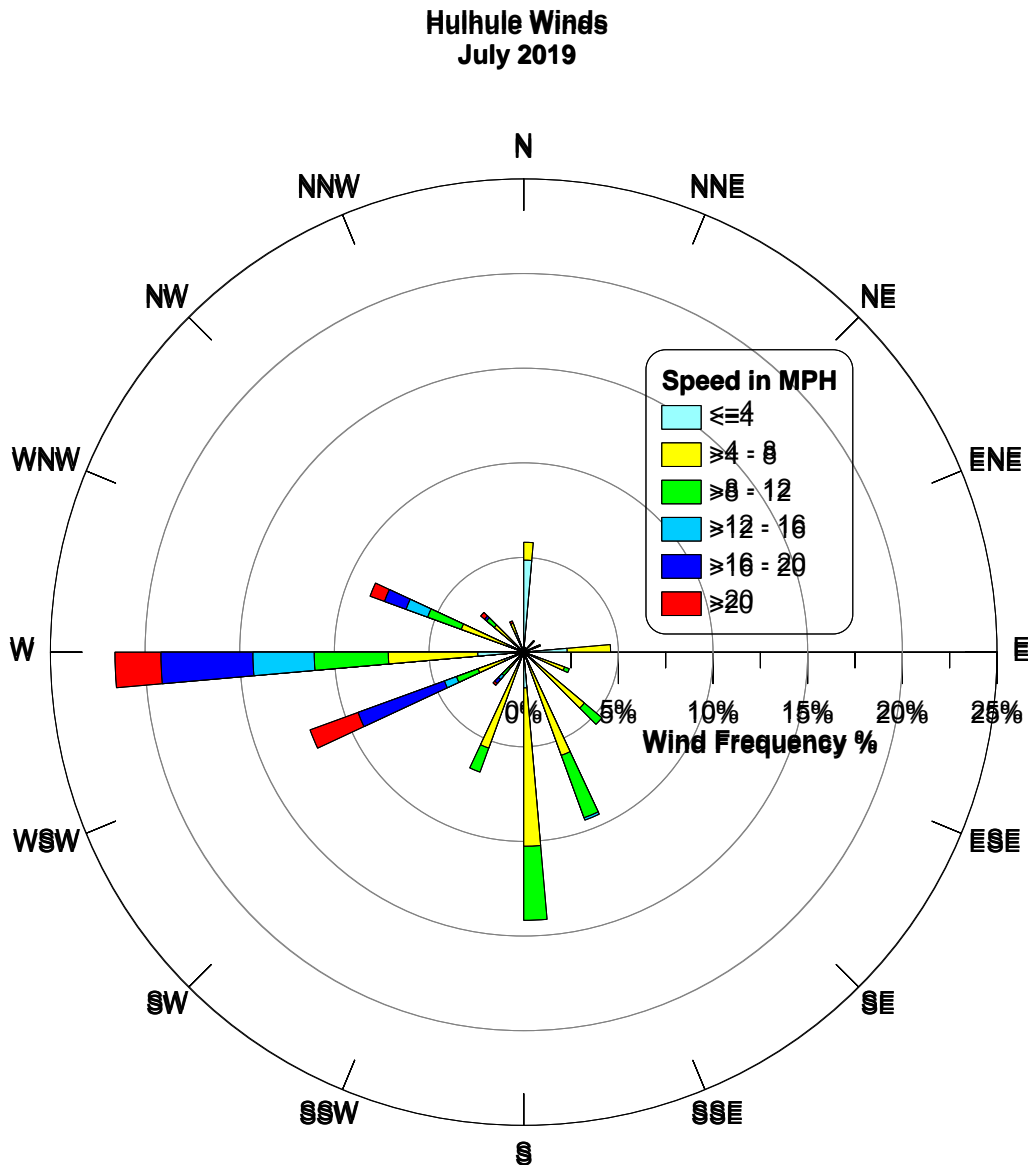
Central part of the country received sunshine for 29 days last July, which amounts to 245 hours 42 minutes. Furthermore, in July 2018 central part of the country received sunshine for 27 days, which amounts to 199 hours 06 minutes. Figure below shows daily sunshine (2018 and 2019) and daily average sunshine for the Month of July for central part of Maldives.



Last July, the maximum wind speed in Central part of the country was experienced on the 22nd at 10:35 hours from *west* at a speed of 49 mph. However, the maximum wind speed in central part in July 2018 was recorded on the 14th at 10:35 hours and on 22nd at 21:07 hours at a speed of 46 mph from *west*. Figure below shows daily maximum wind speed (2018 and 2019) and daily average maximum wind speed for the Month of July for central part of Maldives.



Below is wind frequency chart (Wind rose) of Hulhule for July 2019.

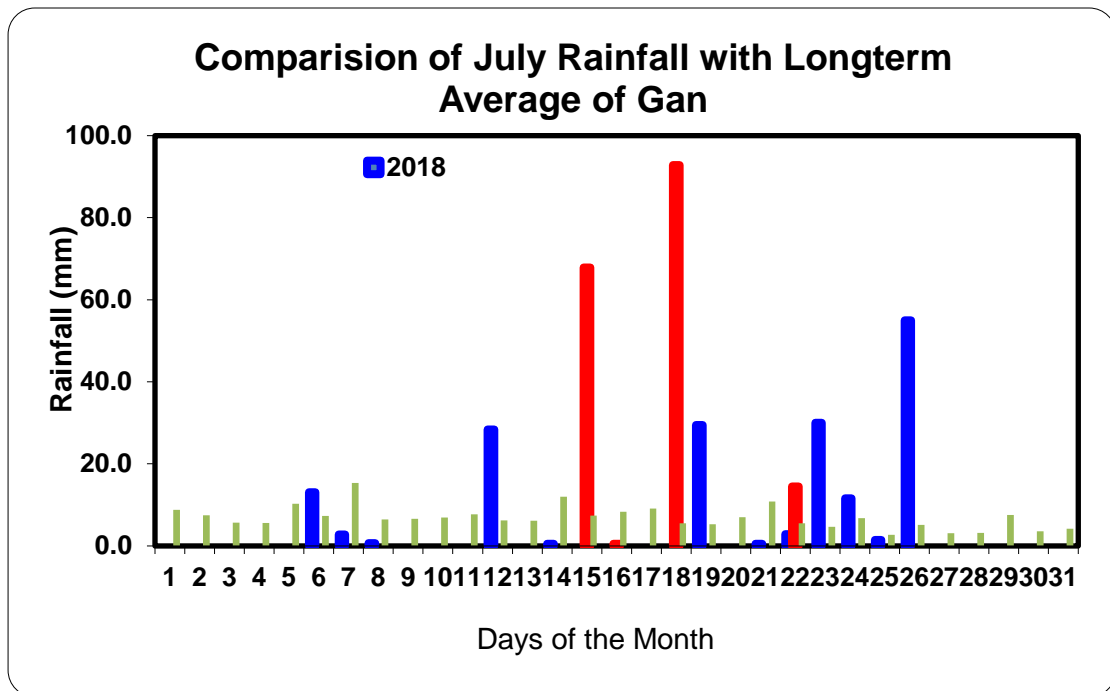


This is the wind rose for Hulhule based on hourly wind data of the month July 2019. This rose shows that the winds at Hulhule during the period blow from the *west* much of the time. In fact, the spokes in the directions *south and west-south-west* comprise about 37% of all hourly wind directions. This also shows that the wind rarely blows from different directions.

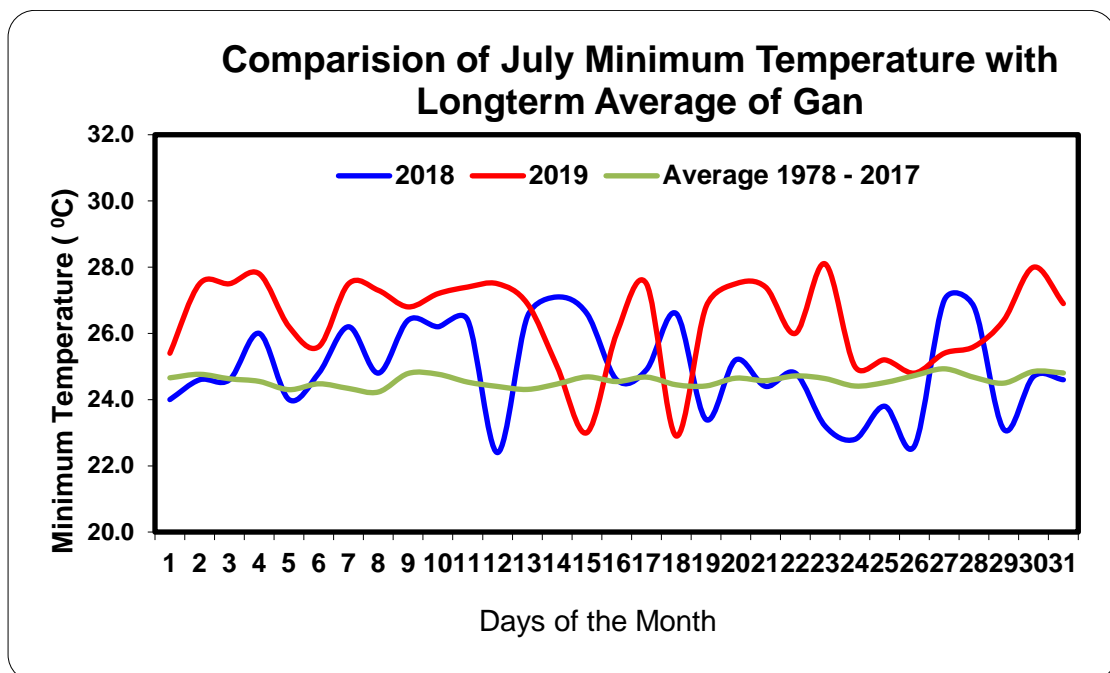
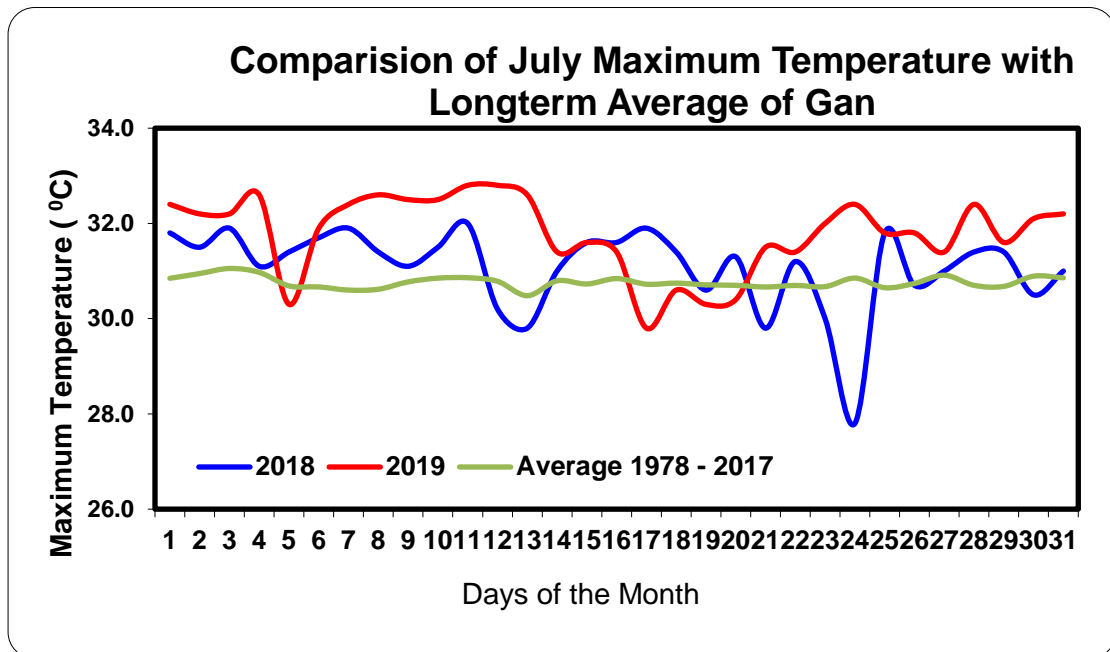
Highest maximum temperature recorded was 34.1 °C on 16 th and 28 th April 1973
Lowest minimum temperature recorded was 19.0 °C on 23 rd November 1984
Highest wind recorded was 71.3 Miles from W on 03 rd November 1978
Highest rainfall within 24hrs recorded was 175.9 mm on 23 rd December 1977 (Hulhule)
Highest rainfall within 24hrs recorded was 200.0 mm on 11 th December 1998 (Male')

South

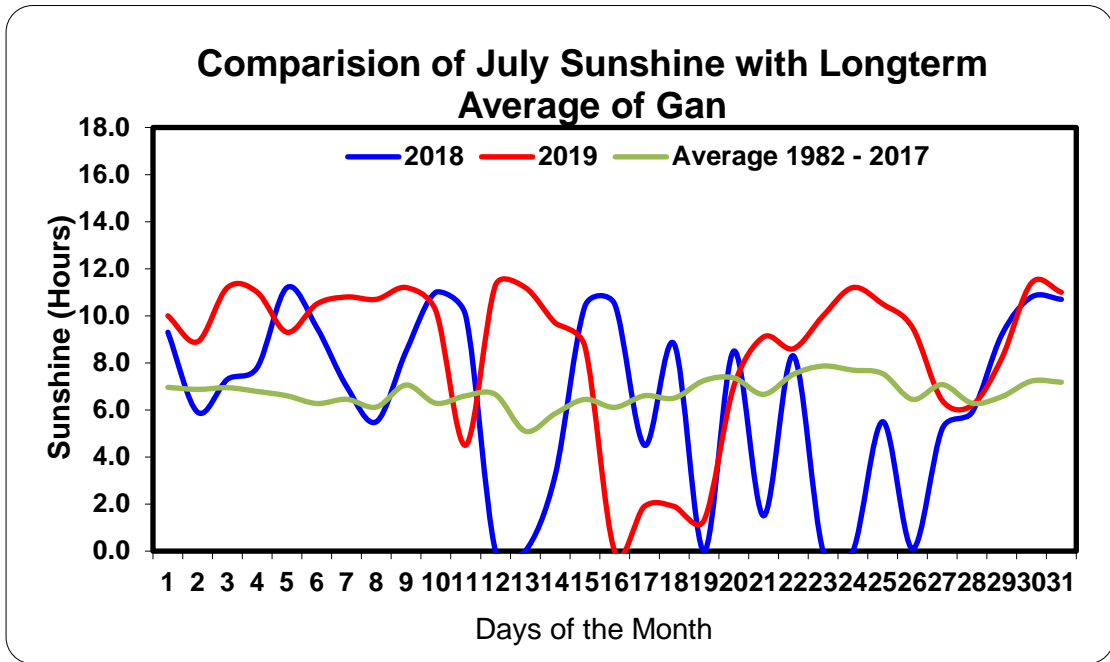
Last July, southern part of the country received a total rainfall of 176 mm. The highest rainfall within 24 hours was recorded on the 18th and amounts to 93 mm of rainfall. The rainfall received in July 2018 was 0.8 mm more than that of last July. Figure below shows daily total rainfall (2018 and 2019) and daily average rainfall for the Month of July for southern part of Maldives.



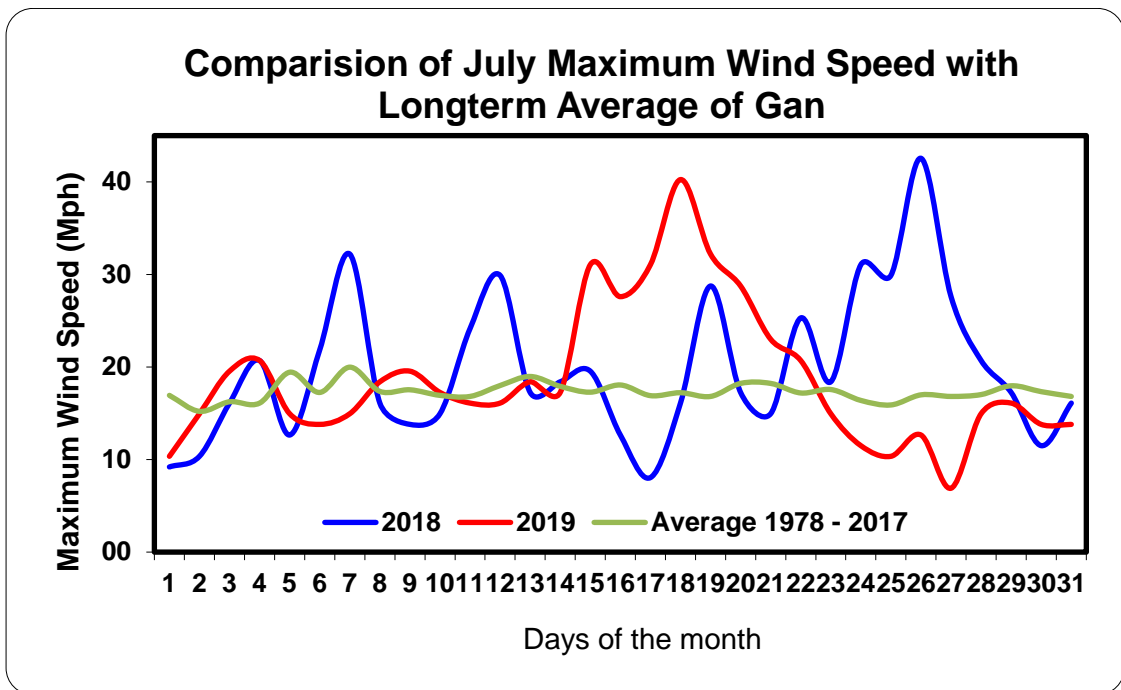
The highest temperature recorded in southern part of the Maldives last July was 33 degree Celsius, which was recorded on the 11th and 12th. The minimum temperature recorded in the same area for the last month was 23 degree Celsius and was recorded on the 18th of July. However, the highest temperature recorded in July 2018 in southern parts of the country was 32 degree Celsius, which was recorded on the 11th. Furthermore, the minimum temperature recorded in south in July 2018 was 22 degree Celsius, recorded on the 12th. Figure below shows daily maximum and minimum temperature (2018 and 2019) and average maximum and minimum temperature for the Month of July for southern part of Maldives.



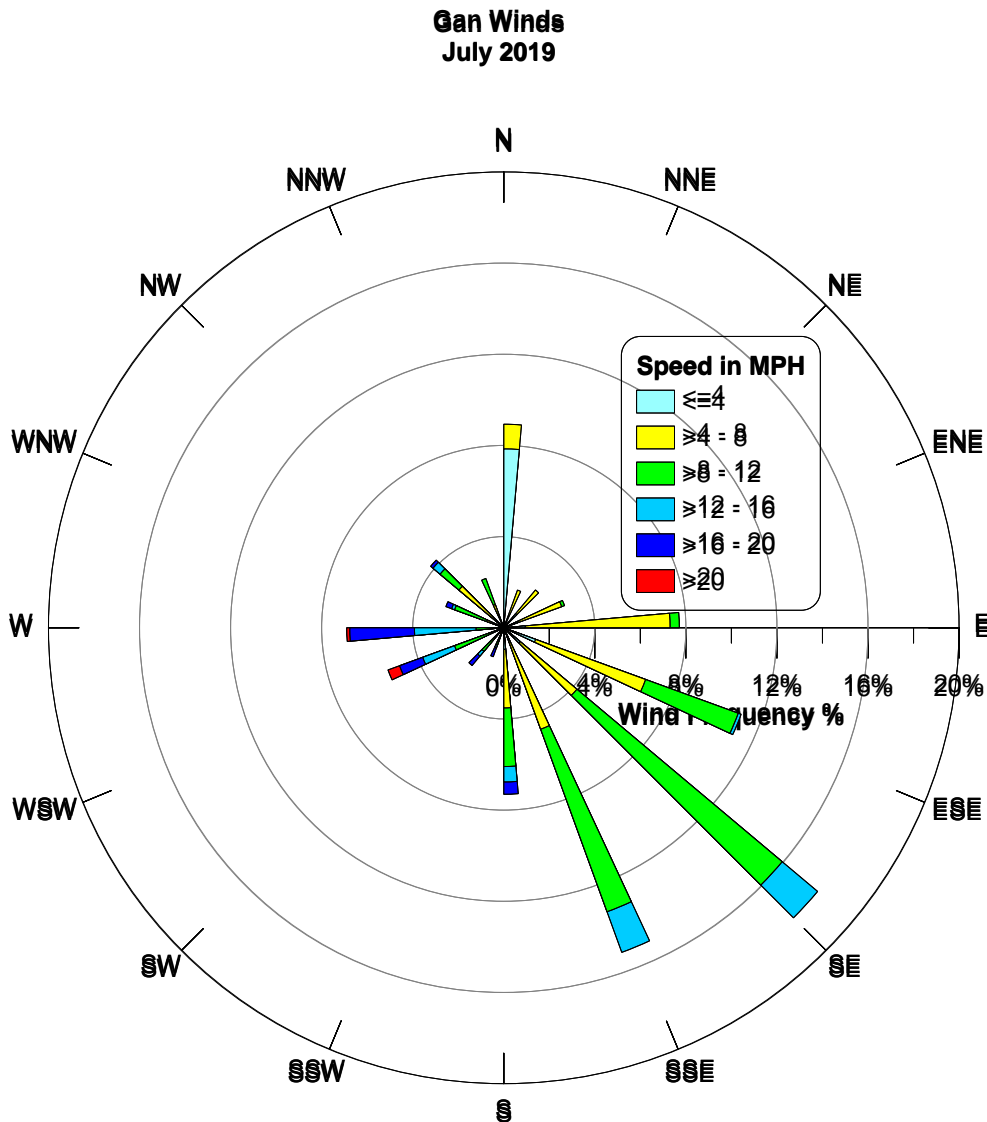
Southern part of the country received sunshine for 30 days last July, which amounts to 263 hours. Furthermore, in July 2018 southern part of the country received sunshine for 26 days, which amounts to 196 hours 6 minutes. Figure below shows daily sunshine (2018 and 2019) and daily average sunshine for the Month of July for southern part of Maldives.



Last July, the maximum wind speed in south was experienced on the 18th at 18:51 hours from *west* at a speed of 40 mph. However, the maximum wind speed in southern atolls in July 2018 was recorded on the 26th at 12:52 hours at a speed of 43 mph from *west*. Figure below shows daily maximum wind speed (2018 and 2019) and daily average maximum wind speed for the Month of July for southern part of Maldives.



Below is wind frequency chart (Wind rose) of Gan for July 2019.



This is the wind rose for Gan based on hourly wind data of the month July 2019. This rose shows that the winds at Gan during the period blow from the *south-east* much of the time. In fact, the spokes in the directions *east-south-east*, and *south-south-east* comprise about 26% of all hourly wind directions. This also shows that the wind rarely blows from different directions.

Highest maximum temperature recorded was 33.6 °C on 17 th April 1998

Lowest minimum temperature recorded was 19.7 °C on 24 th March 1986
--

Highest wind recorded was 103.5 Miles from SW on 29 th May 1991
--

Highest rainfall within 24hrs recorded was 228.4 mm on 24 th November 2015
