



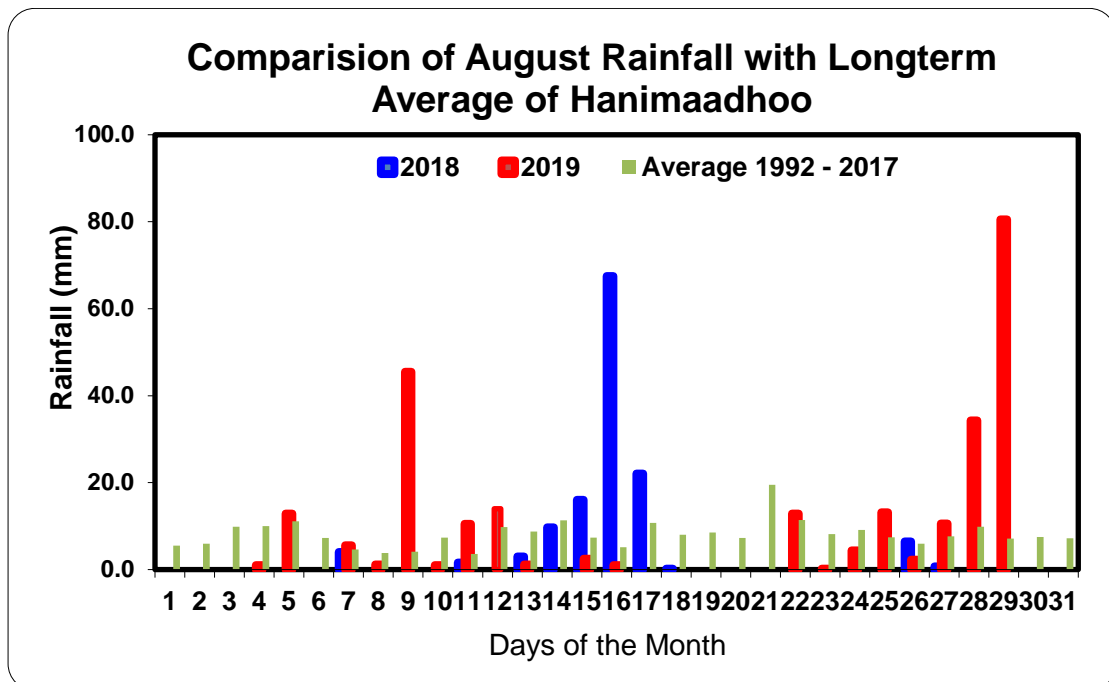
Climate Section  
Maldives Meteorological Service  
Hulhule

## Climate Conditions in August 2019

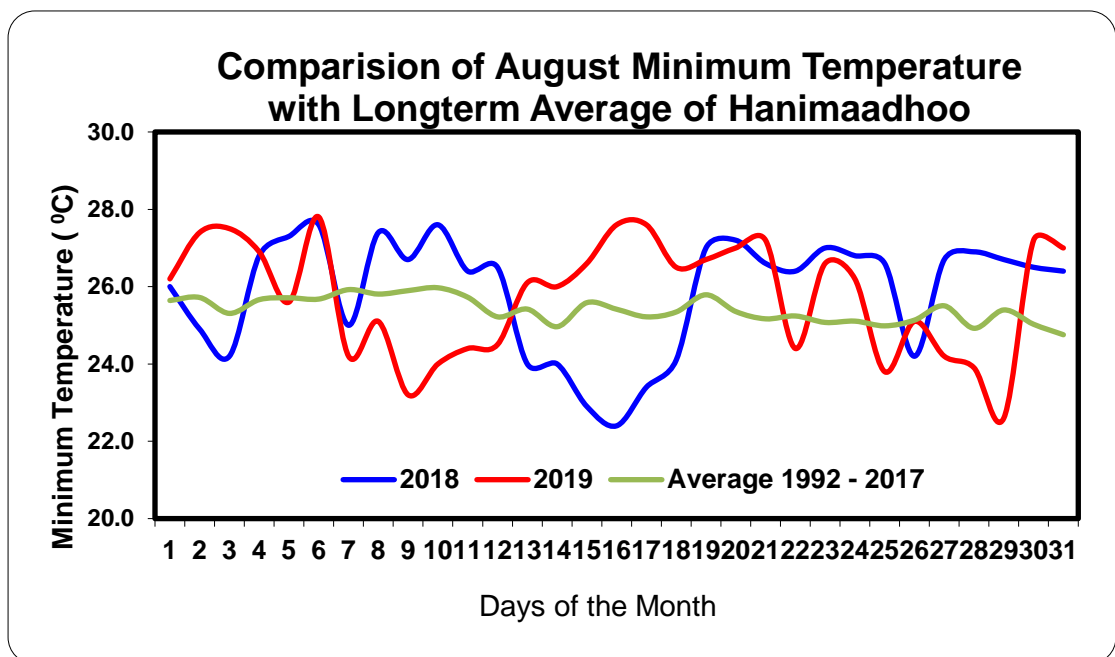
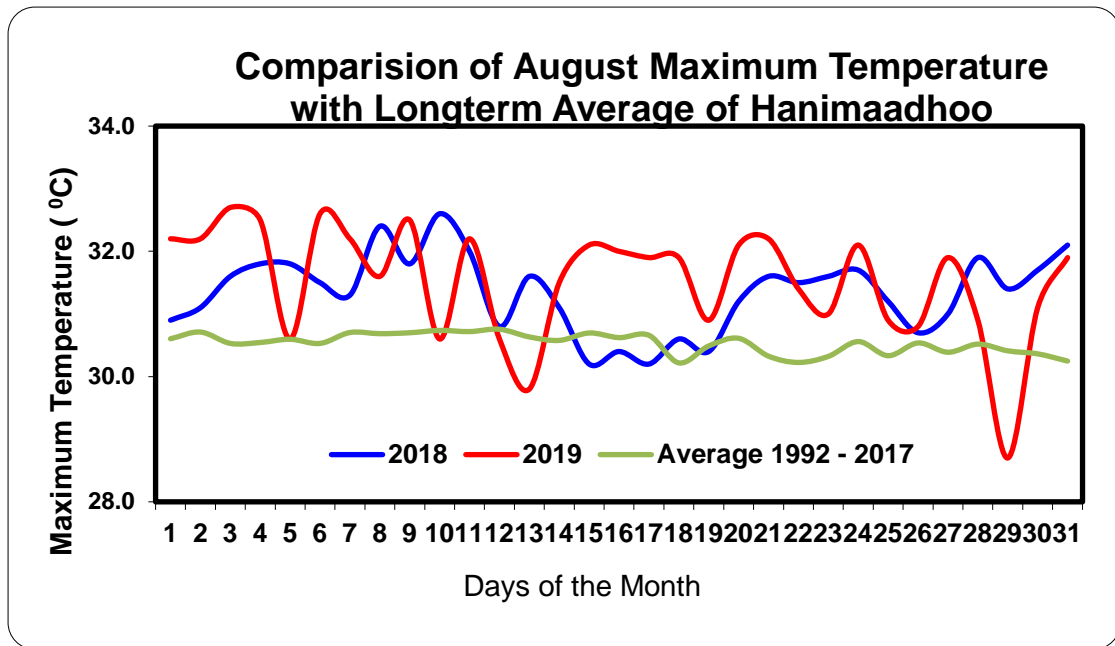
Date: 10<sup>th</sup> September 2019

### North

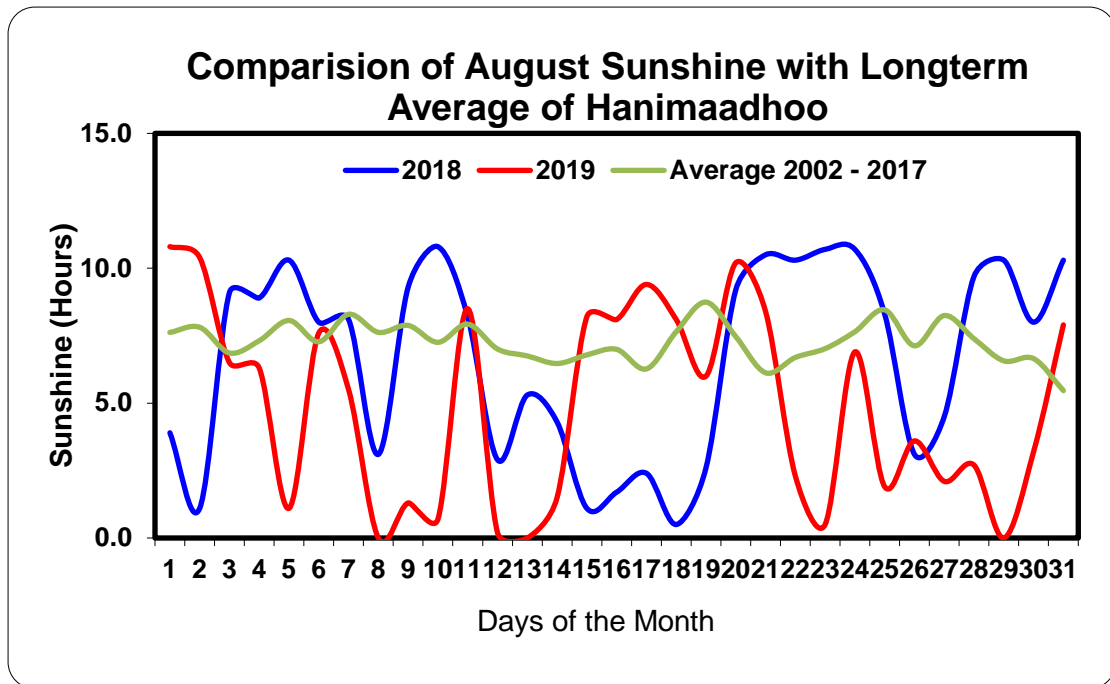
Last August, northern part of the country received a total rainfall of 255 mm. The highest rainfall within 24 hours was recorded on the 29<sup>th</sup> and amounts to 81 mm of rainfall. The rainfall received in August 2018 was 124 mm less than that of last August. Figure below shows daily total rainfall (2018 and 2019) and daily average rainfall for the Month of August for northern part of Maldives.



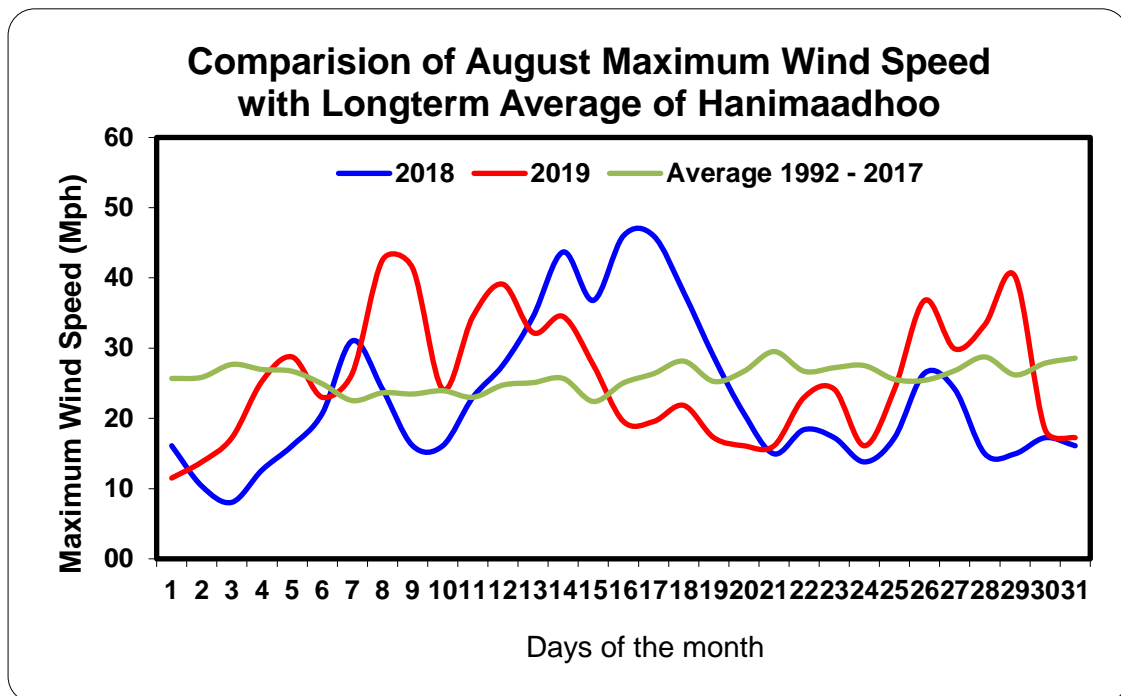
The highest temperature recorded in northern part of the Maldives last August was 33 degree Celsius, which was recorded on 3<sup>rd</sup>. The minimum temperature recorded in the same area for the last month was 23 degree Celsius and was recorded on 29<sup>th</sup> of August. However, the highest temperature recorded in August 2018 in northern part of the country was 33 degree Celsius, which was recorded on the 10<sup>th</sup>. Furthermore, the minimum temperature recorded in northern part in August 2018 was 22 degree Celsius, recorded on the 16<sup>th</sup>. Figure below shows daily maximum and minimum temperature (2018 and 2019) and average maximum and minimum temperature for the Month of August for northern part of Maldives.



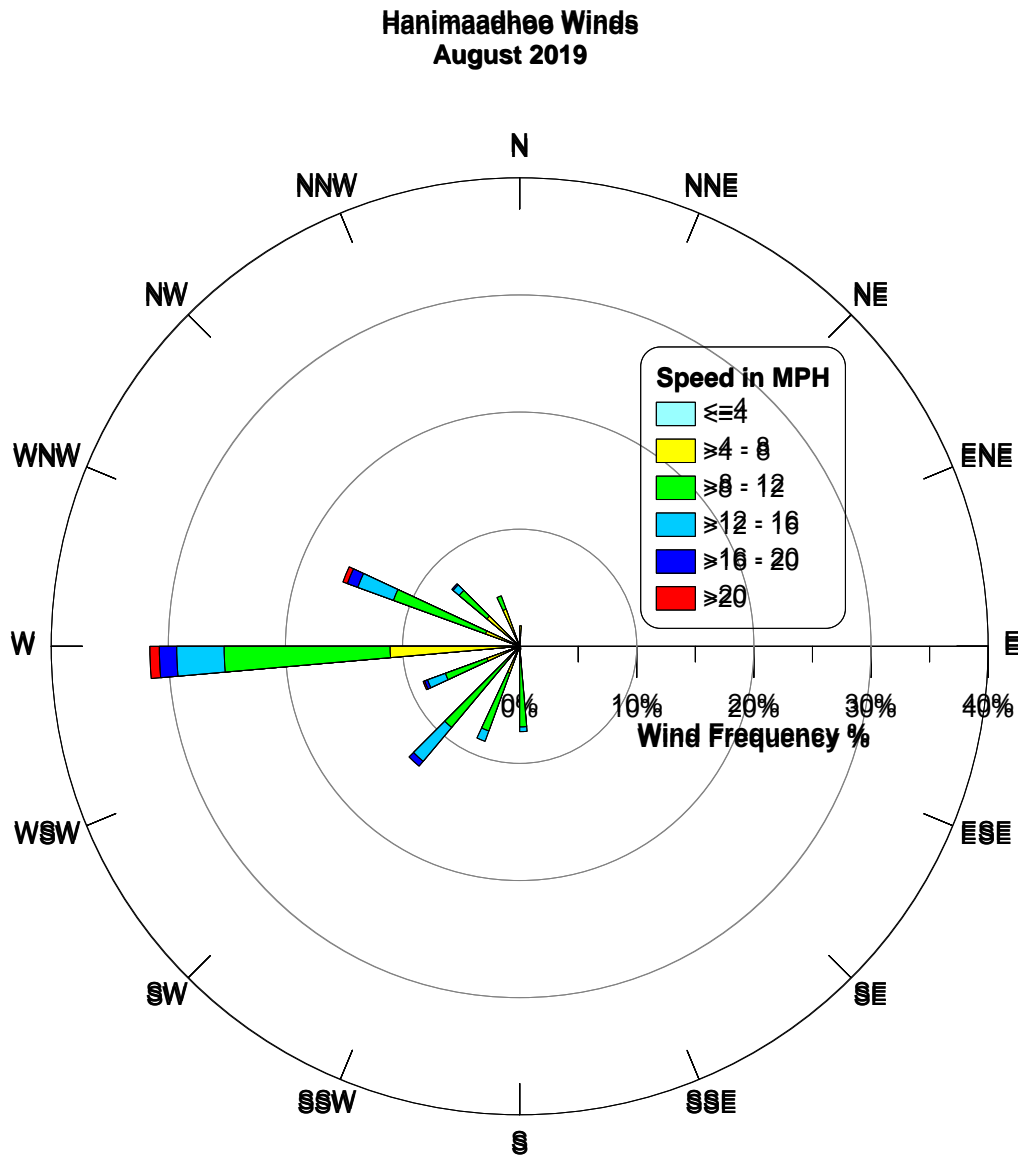
Northern part of the country received sunshine for 28 days last August, which amounts to 149 hours 54 minutes. Furthermore, in August 2018 northern part of the country received sunshine for 31 days, which amounts to 207 hours 12 minutes. Figure below shows daily sunshine (2018 and 2019) and daily average sunshine for the Month of August for northern part of Maldives.



Last August, the maximum wind speed in the northern part was experienced on the 8<sup>th</sup> at 06:10 hours from *west-south-west* at a speed of 43 mph. Furthermore, the maximum wind speed in the northern part in August 2018 was recorded on 16<sup>th</sup> at 17:19 hours and 17<sup>th</sup> at 18:30 hours from *west-north-west* at a speed of 46 mph. Figure below shows daily maximum wind speed (2018 and 2019) and daily average maximum wind speed for the Month of August for northern part of Maldives.



Below is wind frequency chart (Wind rose) of Hanimaadhoo for August 2019.



This is the wind rose for Hanimaadhoo based on hourly wind data of the month August 2019. This rose shows that the winds at Hanimaadhoo during the period blow from the *west* much of the time. In fact, the spokes in the directions *south-west* and *west-north-west* comprise about 31% of all hourly wind directions. This also shows that the wind rarely blows from different directions.

Highest maximum temperature recorded was 35.0 °C on 30 <sup>th</sup> April 2016
---

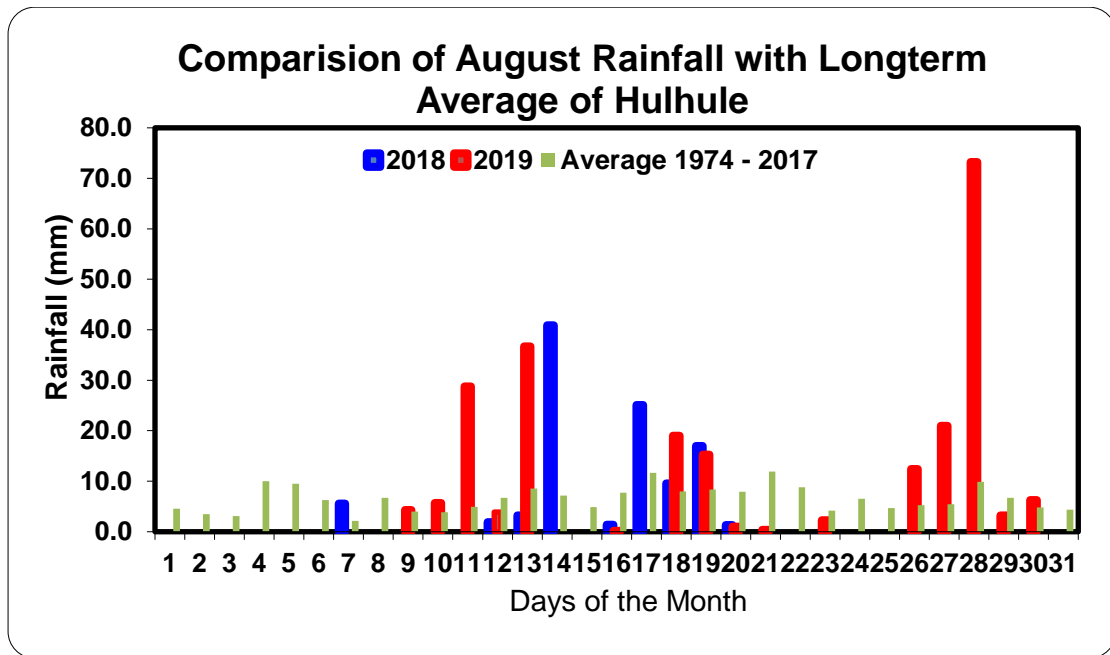
Lowest minimum temperature recorded was 18.2 °C on 23 <sup>rd</sup> December 2002
---

Highest wind recorded was 87.4 Miles from NNW on 03 <sup>rd</sup> February 1991
---

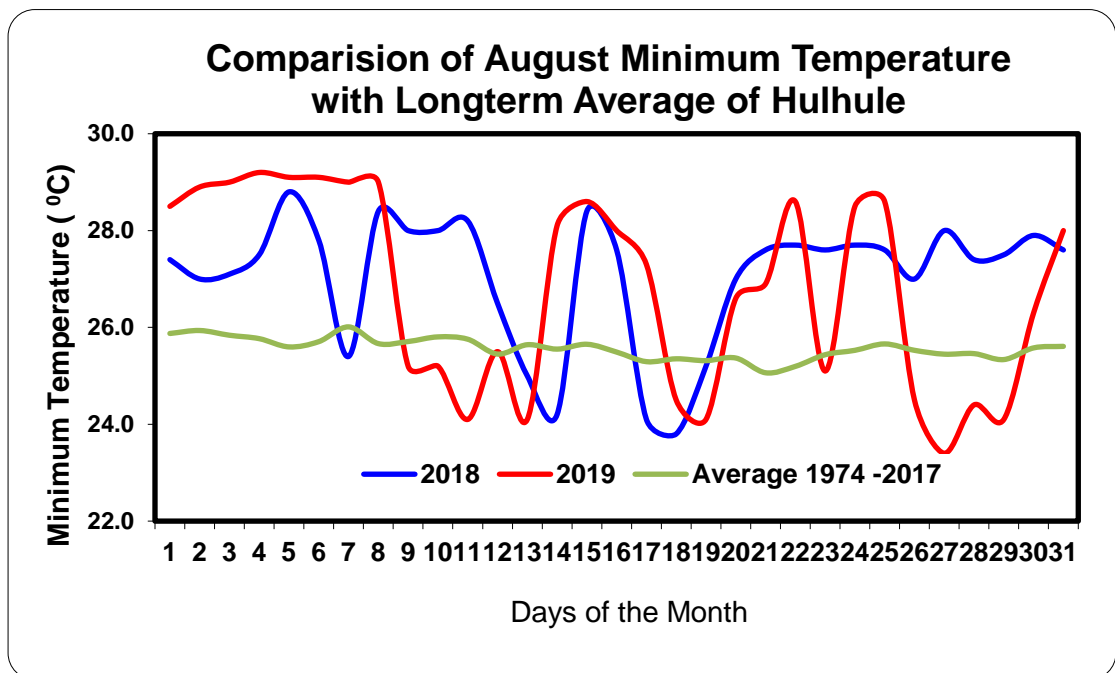
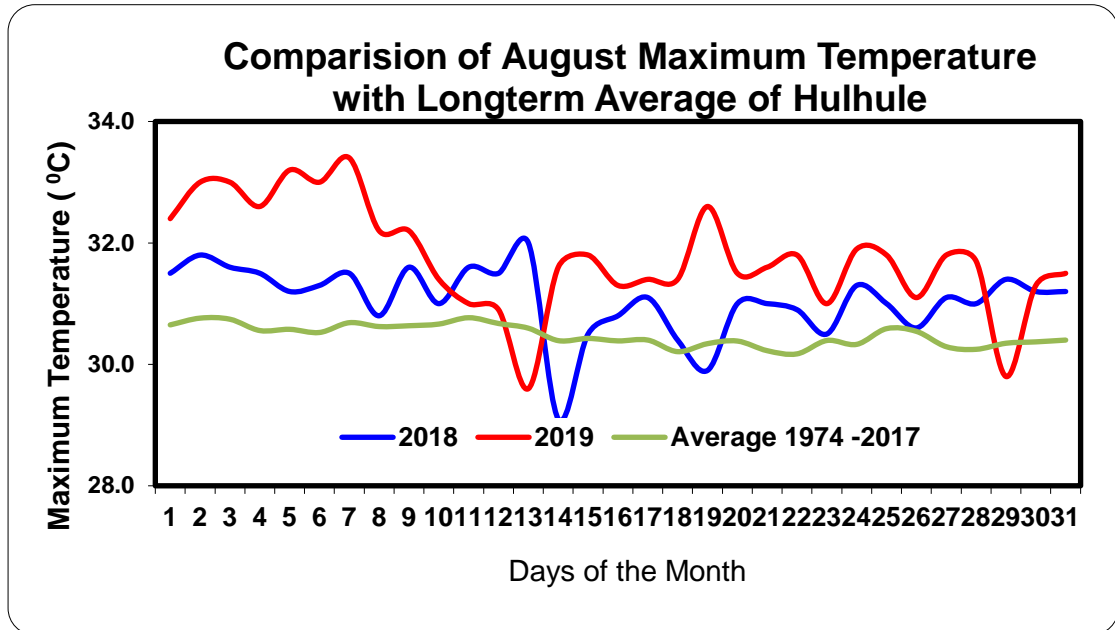
Highest rainfall within 24hrs recorded was 189.0 mm on 31 <sup>st</sup> May 2017
--

### Central part

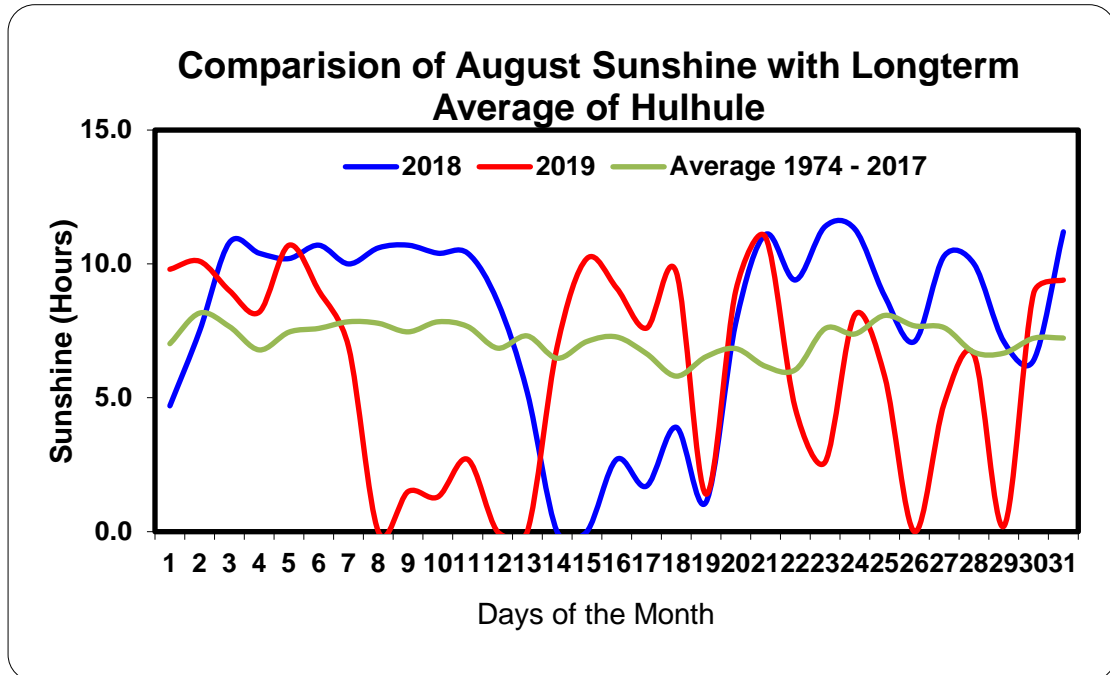
Last August, central part of the country received a total rainfall of 234 mm. The highest rainfall within 24 hours was recorded on the 28<sup>th</sup> and amounts to 73 mm of rainfall. The rainfall received in August 2018 was 128 mm less than that of last August. Figure below shows daily total rainfall (2018 and 2019) and daily average rainfall for the Month of August for central part of Maldives.



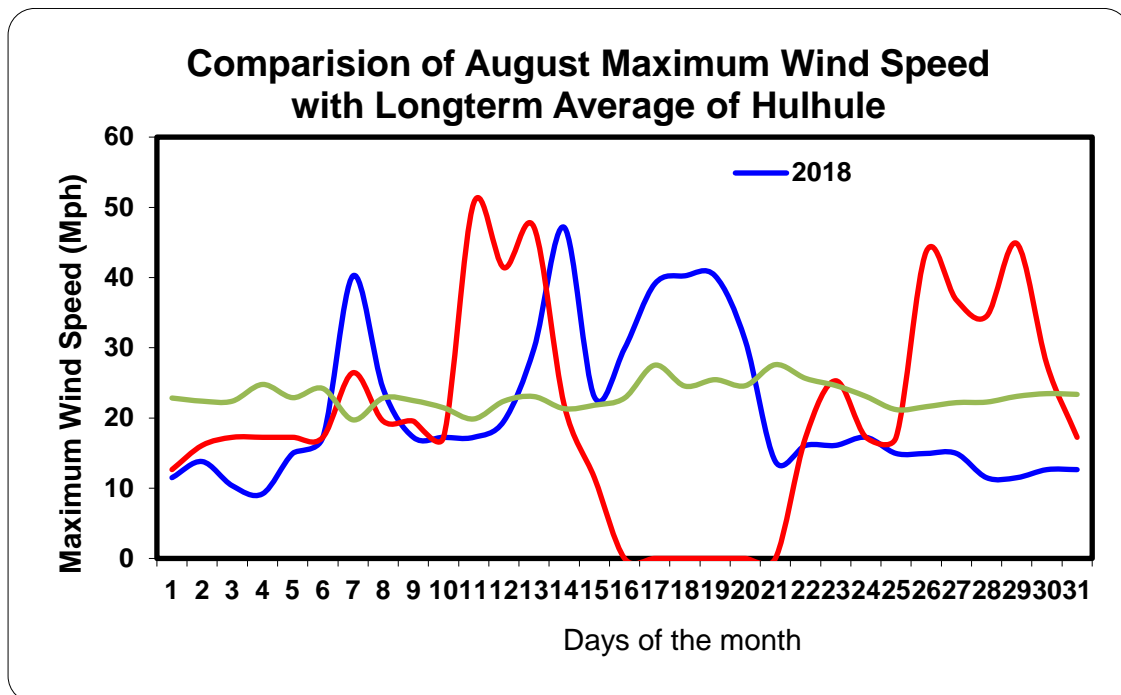
The highest temperature recorded in central part of the Maldives last August was 33 degree Celsius, which was recorded on the 7<sup>th</sup>. The minimum temperature recorded in the same area for the last month was 23 degree Celsius and was recorded on the 27<sup>th</sup> of August. On the other hand, the highest temperature recorded in August 2018 in central part of the country was 32 degree Celsius, which was recorded on the 13<sup>th</sup>. Furthermore, the minimum temperature recorded in the central part in August 2018 was 24 degree Celsius, recorded on the 18<sup>th</sup>. Figure below shows daily maximum and minimum temperature (2018 and 2019) and average maximum and minimum temperature for the Month of August for central part of Maldives.



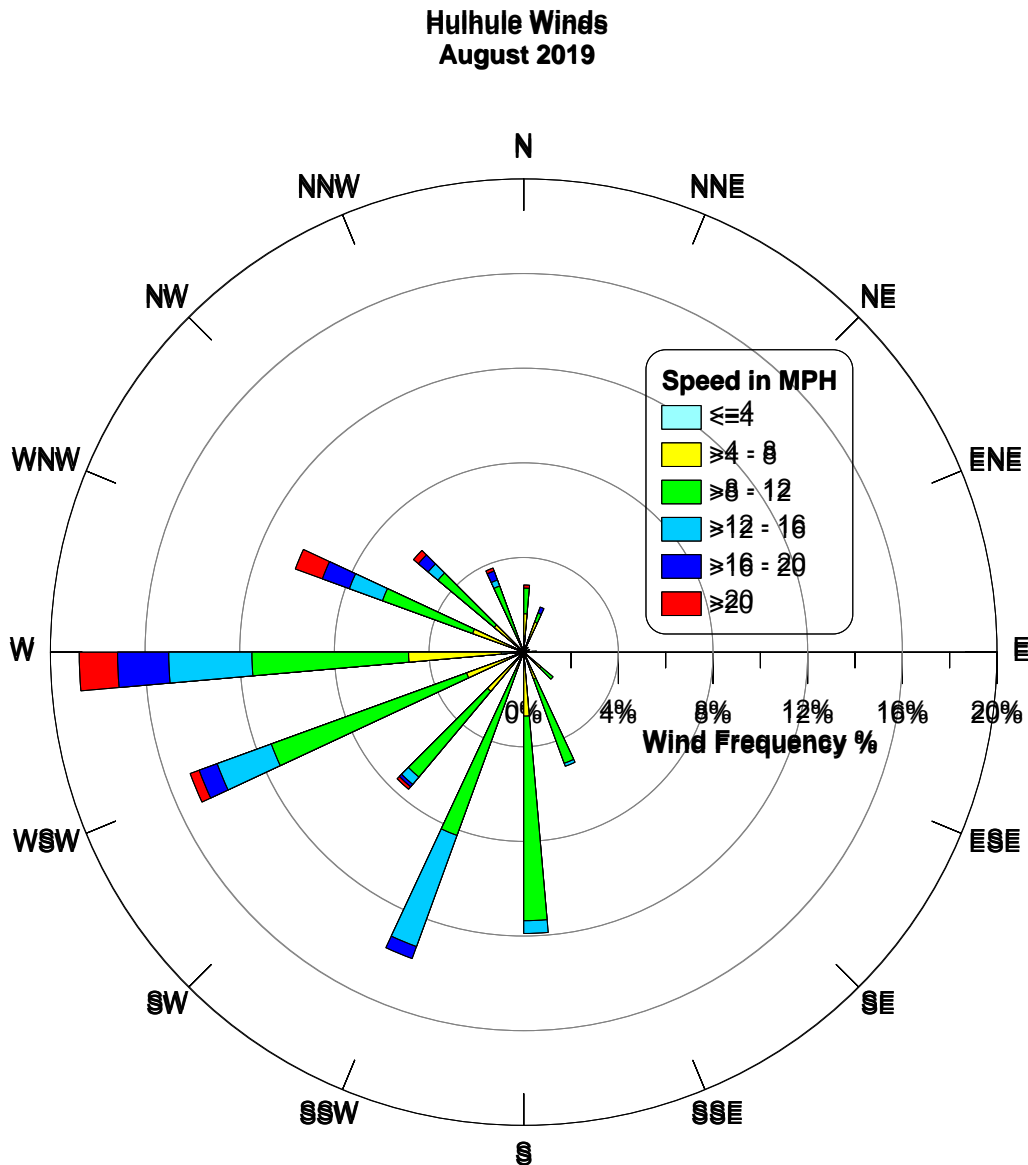
Central part of the country received sunshine for 27 days last August, which amounts to 185 hours 6 minutes. Furthermore, in August 2018 central part of the country received sunshine for 29 days, which amounts to 241 hours 30 minutes. Figure below shows daily sunshine (2018 and 2019) and daily average sunshine for the Month of August for central part of Maldives.



Last August, the maximum wind speed in Central part of the country was experienced on the 11<sup>th</sup> at 17:17 hours from *west* at a speed of 51 mph. However, the maximum wind speed in central part in August 2018 was recorded on the 14<sup>th</sup> at 10:51 hours at a speed of 47 mph from *south-west*. Figure below shows daily maximum wind speed (2018 and 2019) and daily average maximum wind speed for the Month of August for central part of Maldives.



Below is wind frequency chart (Wind rose) of Hulhule for August 2019.



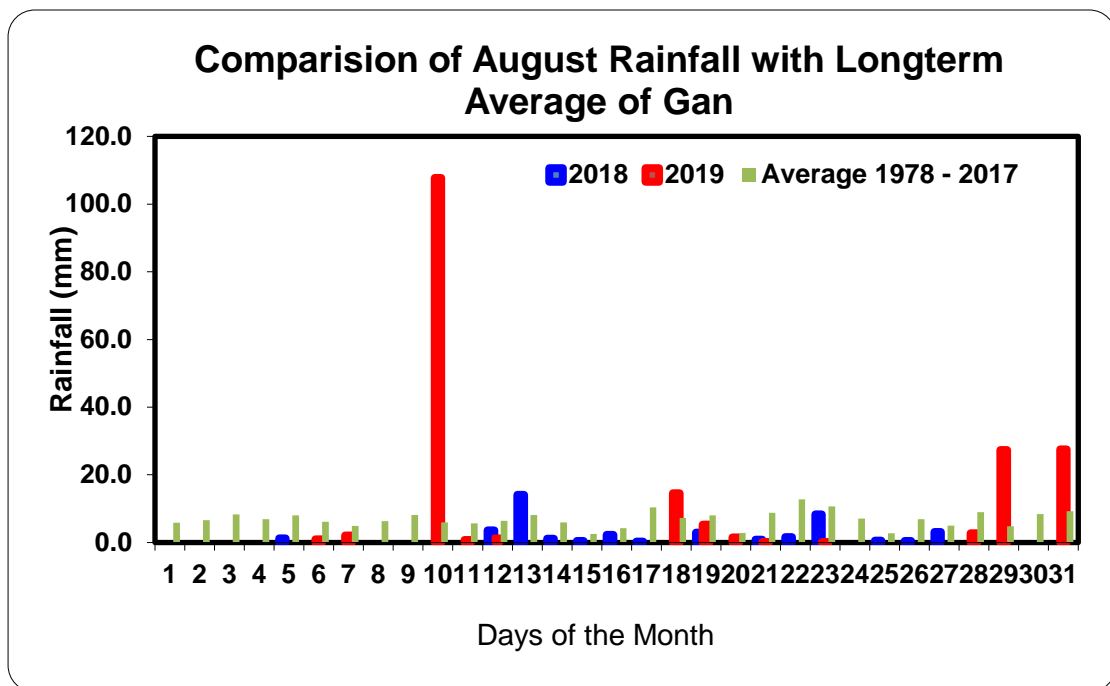
This is the wind rose for Hulhule based on hourly wind data of the month August 2019. This rose shows that the winds at Hulhule during the period blow from the *west* much of the time. In fact, the spokes in the directions *south-south-west* and *west-south-west* comprise about 28% of all hourly wind directions. This also shows that the wind rarely blows from different directions.

Highest maximum temperature recorded was 34.1 °C on 16 <sup>th</sup> and 28 <sup>th</sup> April 1973
Lowest minimum temperature recorded was 19.0 °C on 23 <sup>rd</sup> November 1984
Highest wind recorded was 71.3 Miles from W on 03 <sup>rd</sup> November 1978
Highest rainfall within 24hrs recorded was 175.9 mm on 23 <sup>rd</sup> December 1977 (Hulhule)
Highest rainfall within 24hrs recorded was 200.0 mm on 11 <sup>th</sup> December 1998 (Male')

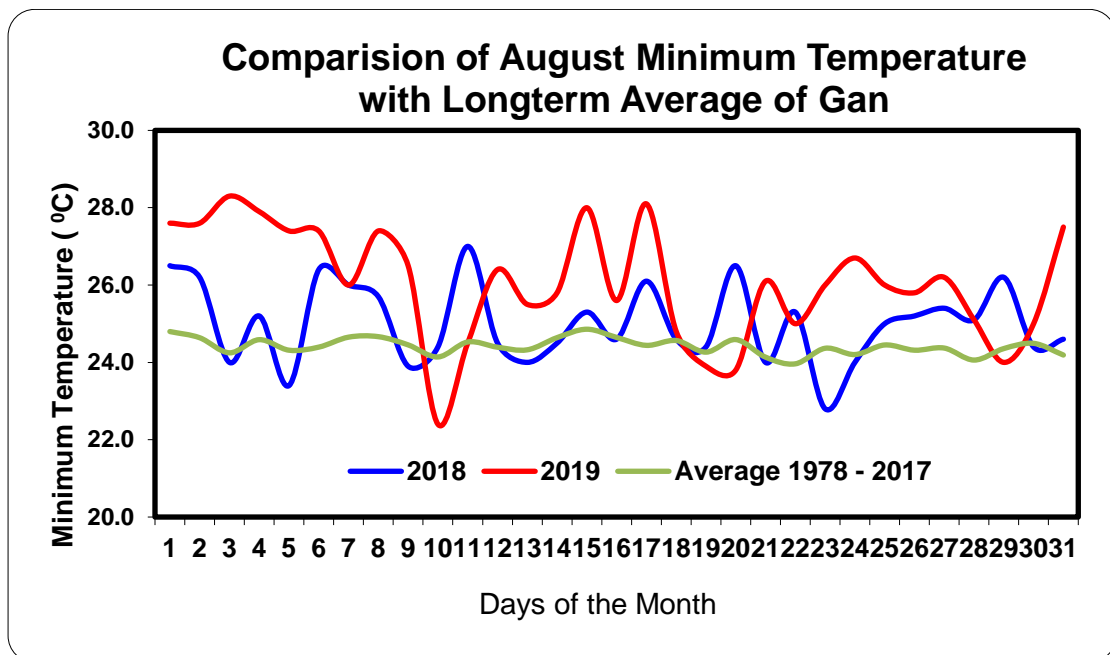
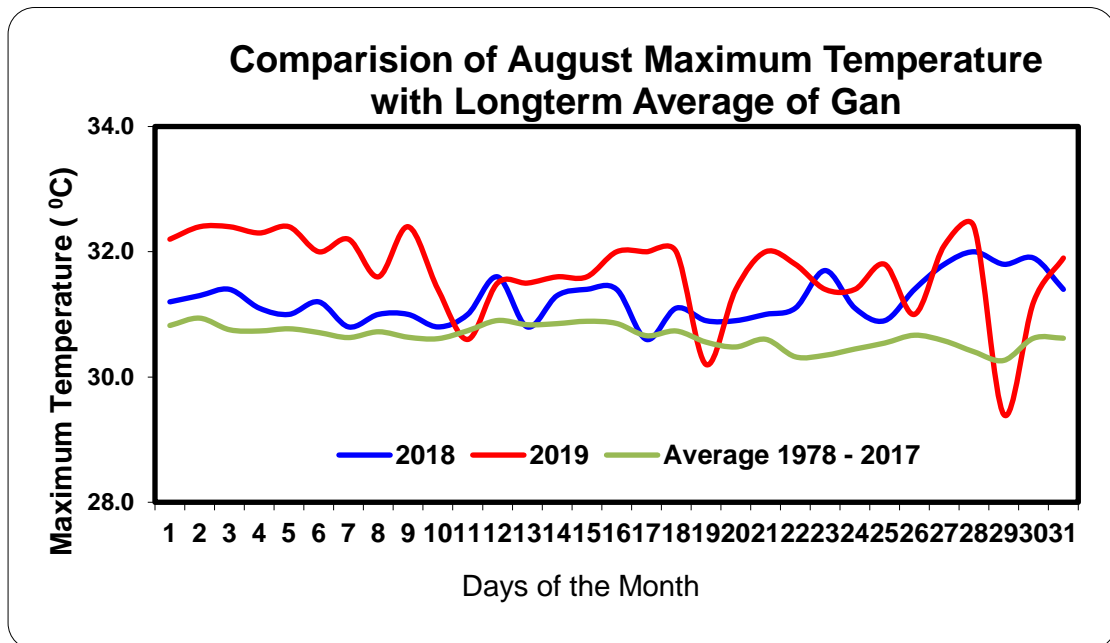


## South

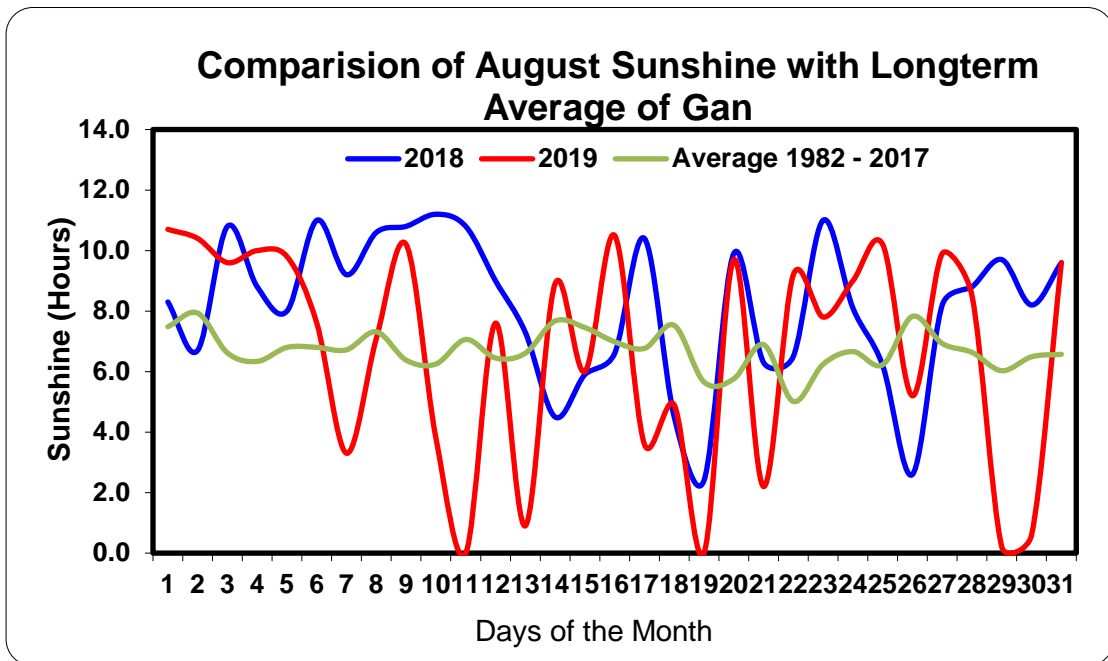
Last August, southern part of the country received a total rainfall of 192 mm. The highest rainfall within 24 hours was recorded on the 10<sup>th</sup> and amounts to 108 mm of rainfall. The rainfall received in August 2018 was 151 mm less than that of last August. Figure below shows daily total rainfall (2018 and 2019) and daily average rainfall for the Month of August for southern part of Maldives.



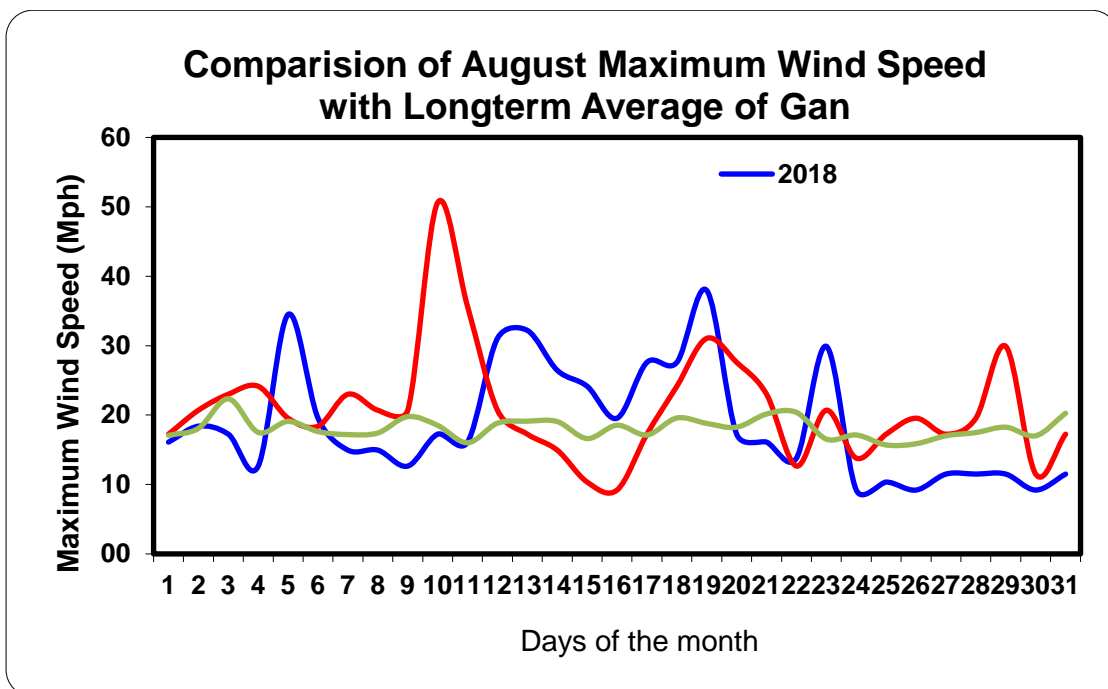
The highest temperature recorded in southern part of the Maldives last August was 32 degree Celsius, which was recorded on the 2<sup>nd</sup>, 3<sup>rd</sup>, 5<sup>th</sup>, 9<sup>th</sup> and 28<sup>th</sup>. The minimum temperature recorded in the same area for the last month was 22 degree Celsius and was recorded on the 10<sup>th</sup> of August. However, the highest temperature recorded in August 2018 in southern parts of the country was 32 degree Celsius, which was recorded on the 28<sup>th</sup>. Furthermore, the minimum temperature recorded in south in August 2018 was 23 degree Celsius, recorded on the 23<sup>rd</sup>. Figure below shows daily maximum and minimum temperature (2018 and 2019) and average maximum and minimum temperature for the Month of August for southern part of Maldives.



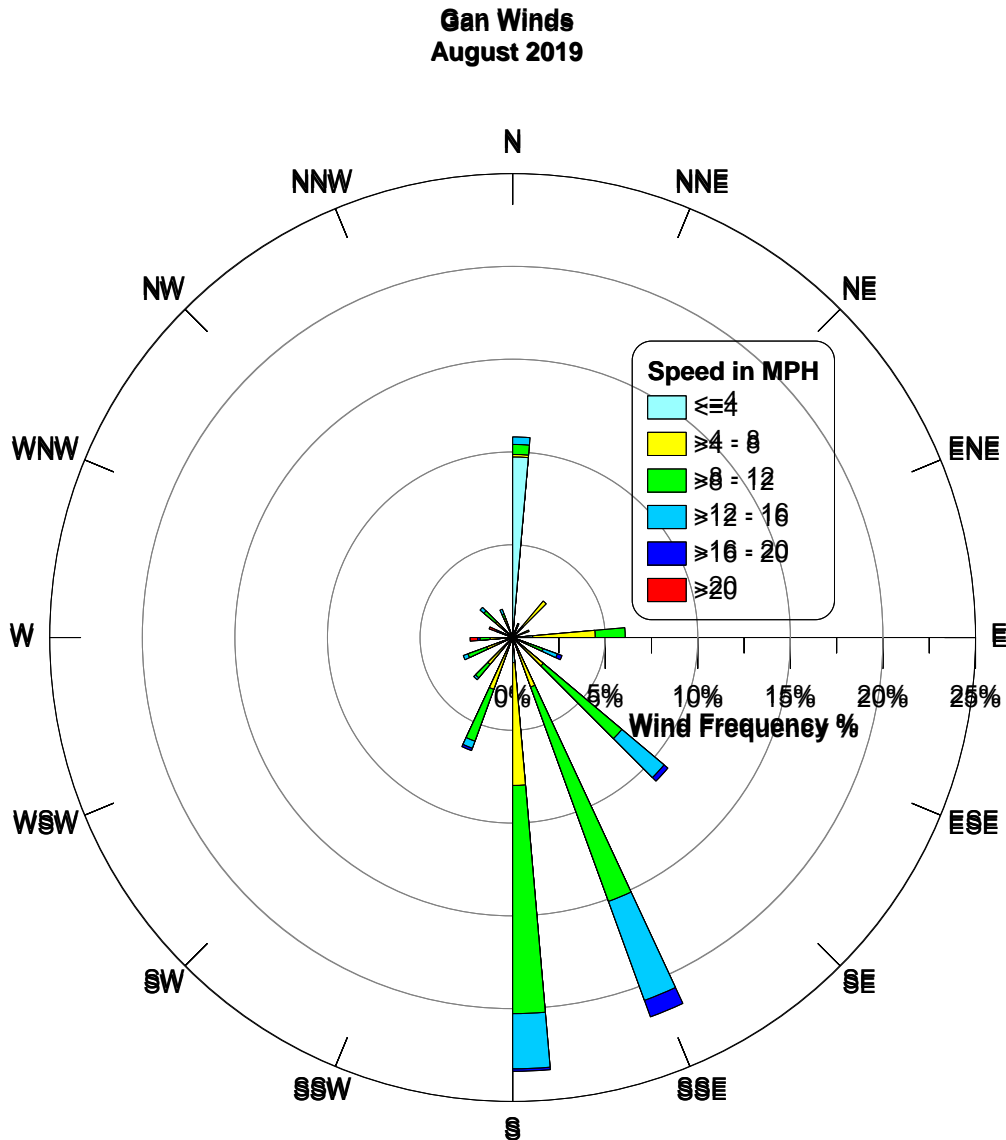
Southern part of the country received sunshine for 29 days last August, which amounts to 207 hours. Furthermore, in August 2018 southern part of the country received sunshine for 31 days, which amounts to 251 hours 54 minutes. Figure below shows daily sunshine (2018 and 2019) and daily average sunshine for the Month of August for southern part of Maldives.



Last August, the maximum wind speed in south was experienced on the 11<sup>th</sup> at 03:41 hours from *west-north-west* at a speed of 51 mph. However, the maximum wind speed in southern atolls in August 2018 was recorded on the 20<sup>th</sup> at 18:13 hours at a speed of 38 mph from *west-north-west*. Figure below shows daily maximum wind speed (2018 and 2019) and daily average maximum wind speed for the Month of August for southern part of Maldives.



Below is wind frequency chart (Wind rose) of Gan for August 2019.



This is the wind rose for Gan based on hourly wind data of the month August 2019. This rose shows that the winds at Gan during the period blow from the *south* and *south-south-east* much of the time. In fact, the spokes in the directions *south-east* comprise about 26% of all hourly wind directions. This also shows that the wind rarely blows from different directions.

Highest maximum temperature recorded was 33.6 °C on 17 <sup>th</sup> April 1998
---

Lowest minimum temperature recorded was 19.7 °C on 24 <sup>th</sup> March 1986
--

Highest wind recorded was 103.5 Miles from SW on 29 <sup>th</sup> May 1991
--

Highest rainfall within 24hrs recorded was 228.4 mm on 24 <sup>th</sup> November 2015
---